

Alamance County NC Fentanyl Involved Fatalities^ 2013-2024* Population: 183,040



	Total of All med/drug Fatalities	Number of Fentanyl-Involved^ Fatalities	Number of Non-Fentanyl med/drug Fatalities	Percent Fentanyl-Involved^ Fatalities	Percent Non-Fentanyl med/drug Fatalities
2013	17	1	16	6%	94%
2014	21	6	15	29%	71%
2015	17	1	16	6%	94%
2016	19	9	10	47%	53%
2017	46	25	21	54%	46%
2018	40	24	16	60%	40%
2019	37	21	16	57%	43%
2020	48	34	14	71%	29%
2021	67	50	17	75%	25%
2022	58	45	13	78%	22%
2023	56	38	18	68%	32%
2024*	46	21	25	46%	54%
Total 2013-2024*	472	275	197	58%	42%
NC STATEWIDE	32302	19650	12652	61%	39%

Note:

Number of deaths due to a medication and/or drug overdose of any intent, as well as the subset of overdoses which involved fentanyl^, by county

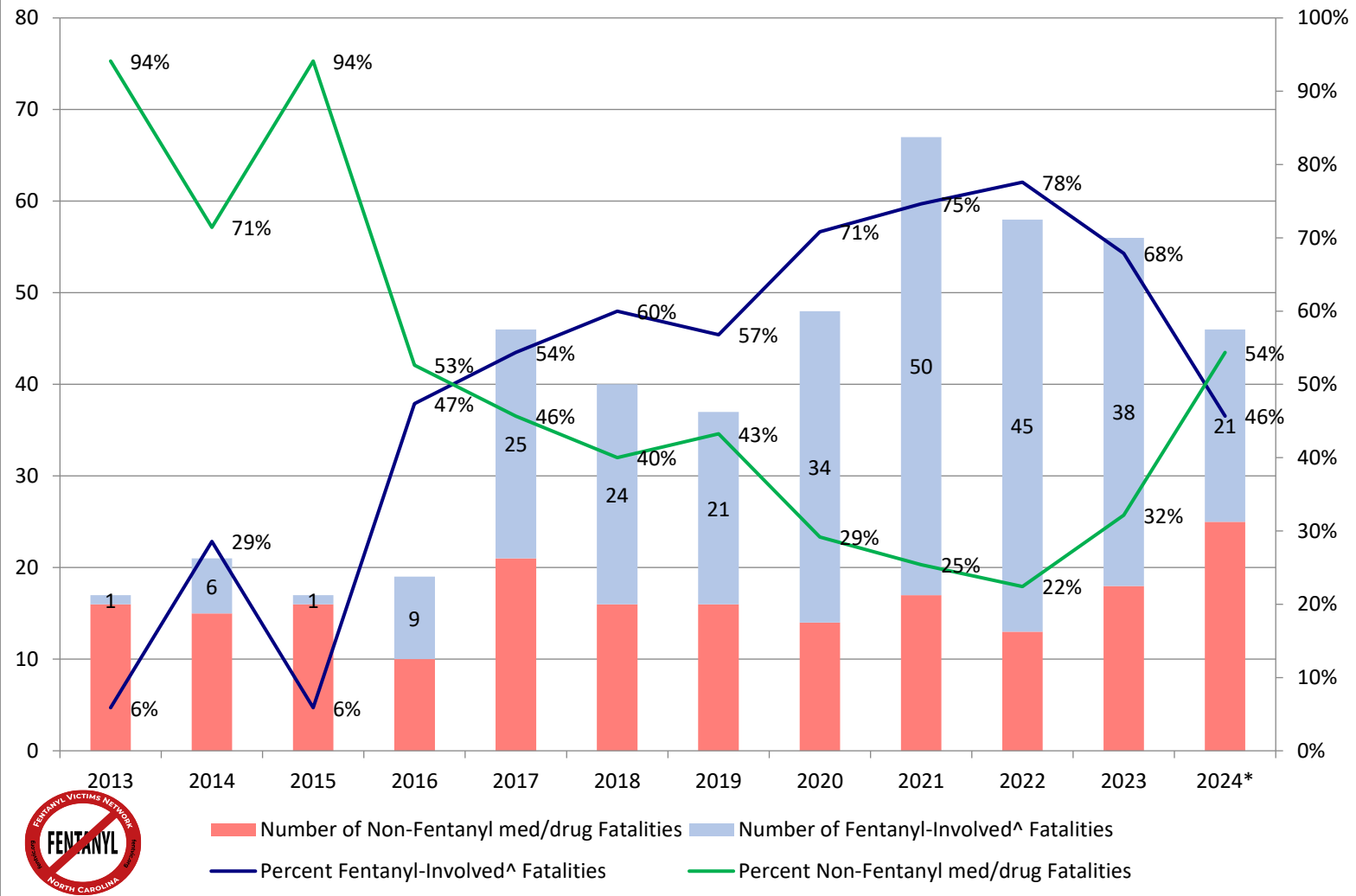
Limited to North Carolina Residents

*2024 data are provisional as of 01/15/26 and subject to change

^There is no individual code for fentanyl involvement on a death certificate; instead, the code T40.4 - an overdose involving an other synthetic narcotic is used as a proxy for fentanyl-involvement.

Fentanyl gets coded using the other synthetic narcotic code, but there may be other drugs included in this category; however, we know from toxicology data that the majority of deaths receiving this code involved fentanyl.

Alamance County NC Fentanyl Involved Fatalities^ 2013-2024* Population: 183,040



Alexander County NC Fentanyl Involved Fatalities^ 2013-2024* Population: 36,693



	Total of All med/drug Fatalities	Number of Fentanyl-Involved^ Fatalities	Number of Non-Fentanyl med/drug Fatalities	Percent Fentanyl-Involved^ Fatalities	Percent Non-Fentanyl med/drug Fatalities
2013	7	0	7	0%	100%
2014	7	0	7	0%	100%
2015	14	2	12	14%	86%
2016	8	3	5	38%	63%
2017	6	3	3	50%	50%
2018	5	3	2	60%	40%
2019	1	0	1	0%	100%
2020	7	6	1	86%	14%
2021	8	6	2	75%	25%
2022	11	7	4	64%	36%
2023	14	10	4	71%	29%
2024*	6	3	3	50%	50%
Total 2013-2024*	94	43	51	46%	54%
NC STATEWIDE	32302	19650	12652	61%	39%

Note:

Number of deaths due to a medication and/or drug overdose of any intent, as well as the subset of overdoses which involved fentanyl^, by county

Limited to North Carolina Residents

*2024 data are provisional as of 01/15/26 and subject to change

^There is no individual code for fentanyl involvement on a death certificate; instead, the code T40.4 - an overdose involving an other synthetic narcotic is used as a proxy for fentanyl-involvement.

Fentanyl gets coded using the other synthetic narcotic code, but there may be other drugs included in this category; however, we know from toxicology data that the majority of deaths receiving this code involved fentanyl.

Alexander County NC Fentanyl Involved Fatalities^ 2013-2024* Population: 36,693



Alleghany County NC Fentanyl Involved Fatalities^ 2013-2024* Population: 11,693



	Total of All med/drug Fatalities	Number of Fentanyl-Involved^ Fatalities	Number of Non-Fentanyl med/drug Fatalities	Percent Fentanyl-Involved^ Fatalities	Percent Non-Fentanyl med/drug Fatalities
2013	1	0	1	0%	100%
2014	2	0	2	0%	100%
2015	3	0	3	0%	100%
2016	2	0	2	0%	100%
2017	3	1	2	33%	67%
2018	0	0	0	0%	0%
2019	1	1	0	100%	0%
2020	2	0	2	0%	100%
2021	2	1	1	50%	50%
2022	5	1	4	20%	80%
2023	3	1	2	33%	67%
2024*	2	1	1	50%	50%
Total 2013-2024*	26	6	20	23%	77%
NC STATEWIDE	32302	19650	12652	61%	39%

Note:

Number of deaths due to a medication and/or drug overdose of any intent, as well as the subset of overdoses which involved fentanyl^, by county

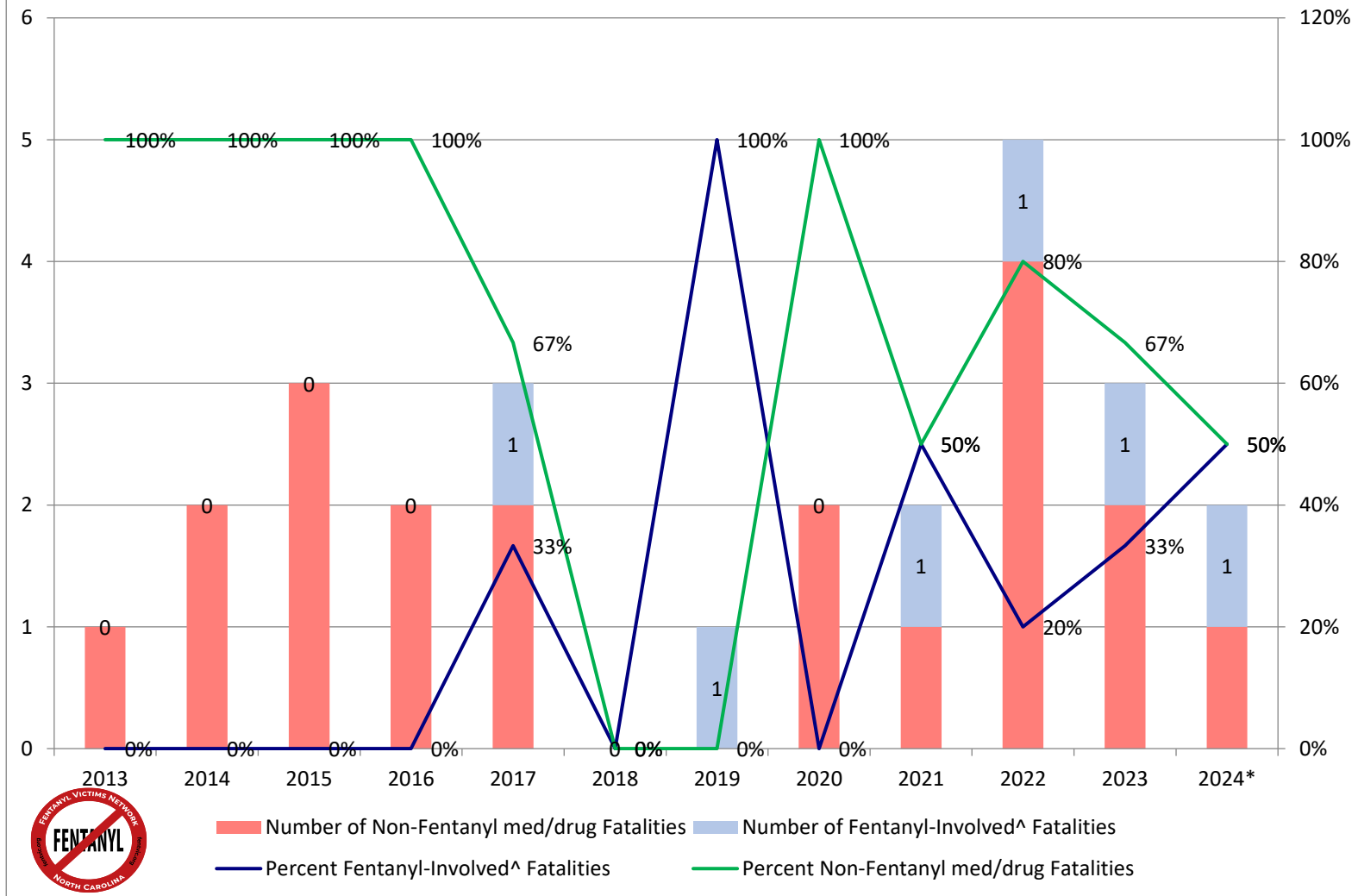
Limited to North Carolina Residents

*2024 data are provisional as of 01/15/26 and subject to change

^There is no individual code for fentanyl involvement on a death certificate; instead, the code T40.4 - an overdose involving an other synthetic narcotic is used as a proxy for fentanyl-involvement.

Fentanyl gets coded using the other synthetic narcotic code, but there may be other drugs included in this category; however, we know from toxicology data that the majority of deaths receiving this code involved fentanyl.

Alleghany County NC Fentanyl Involved Fatalities^ 2013-2024* Population: 11,693



Anson County NC Fentanyl Involved Fatalities^ 2013-2024* Population: 22,432



	Total of All med/drug Fatalities	Number of Fentanyl-Involved^ Fatalities	Number of Non-Fentanyl med/drug Fatalities	Percent Fentanyl-Involved^ Fatalities	Percent Non-Fentanyl med/drug Fatalities
2013	0	0	0	0%	0%
2014	2	1	1	50%	50%
2015	3	1	2	33%	67%
2016	3	0	3	0%	100%
2017	3	1	2	33%	67%
2018	6	3	3	50%	50%
2019	4	2	2	50%	50%
2020	8	5	3	63%	38%
2021	6	5	1	83%	17%
2022	7	3	4	43%	57%
2023	5	4	1	80%	20%
2024*	8	8	0	100%	0%
Total 2013-2024*	55	33	22	60%	40%
NC STATEWIDE	32302	19650	12652	61%	39%

Note:

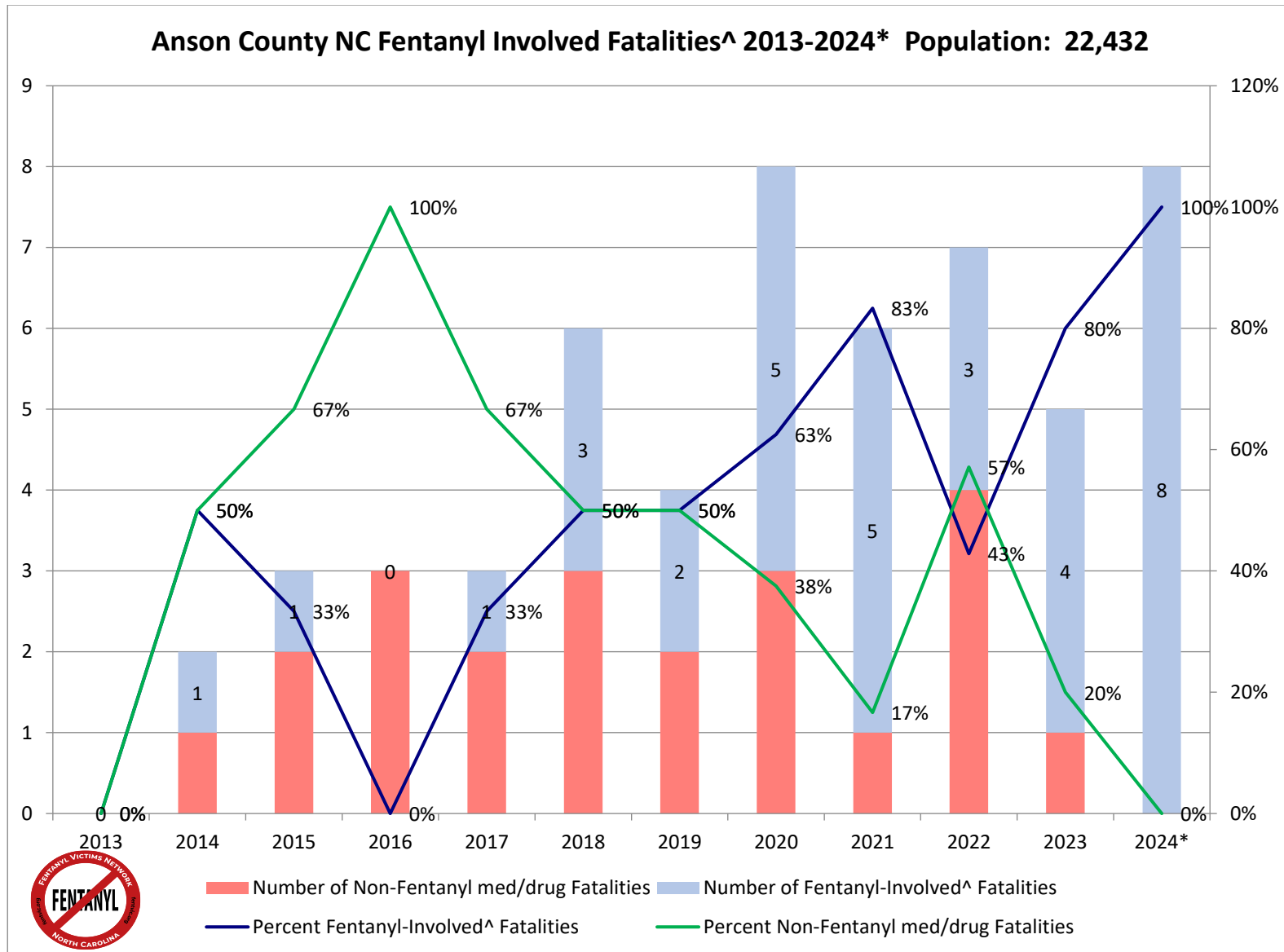
Number of deaths due to a medication and/or drug overdose of any intent, as well as the subset of overdoses which involved fentanyl^, by county

Limited to North Carolina Residents

*2024 data are provisional as of 01/15/26 and subject to change

^There is no individual code for fentanyl involvement on a death certificate; instead, the code T40.4 - an overdose involving an other synthetic narcotic is used as a proxy for fentanyl-involvement.

Fentanyl gets coded using the other synthetic narcotic code, but there may be other drugs included in this category; however, we know from toxicology data that the majority of deaths receiving this code involved fentanyl.



Ashe County NC Fentanyl Involved Fatalities^ 2013-2024* Population: 27,266



	Total of All med/drug Fatalities	Number of Fentanyl-Involved^ Fatalities	Number of Non-Fentanyl med/drug Fatalities	Percent Fentanyl-Involved^ Fatalities	Percent Non-Fentanyl med/drug Fatalities
2013	7	1	6	14%	86%
2014	6	2	4	33%	67%
2015	4	0	4	0%	100%
2016	5	2	3	40%	60%
2017	4	1	3	25%	75%
2018	4	2	2	50%	50%
2019	4	1	3	25%	75%
2020	3	2	1	67%	33%
2021	5	2	3	40%	60%
2022	7	5	2	71%	29%
2023	10	10	0	100%	0%
2024*	6	2	4	33%	67%
Total 2013-2024*	65	30	35	46%	54%
NC STATEWIDE	32302	19650	12652	61%	39%

Note:

Number of deaths due to a medication and/or drug overdose of any intent, as well as the subset of overdoses which involved fentanyl^, by county

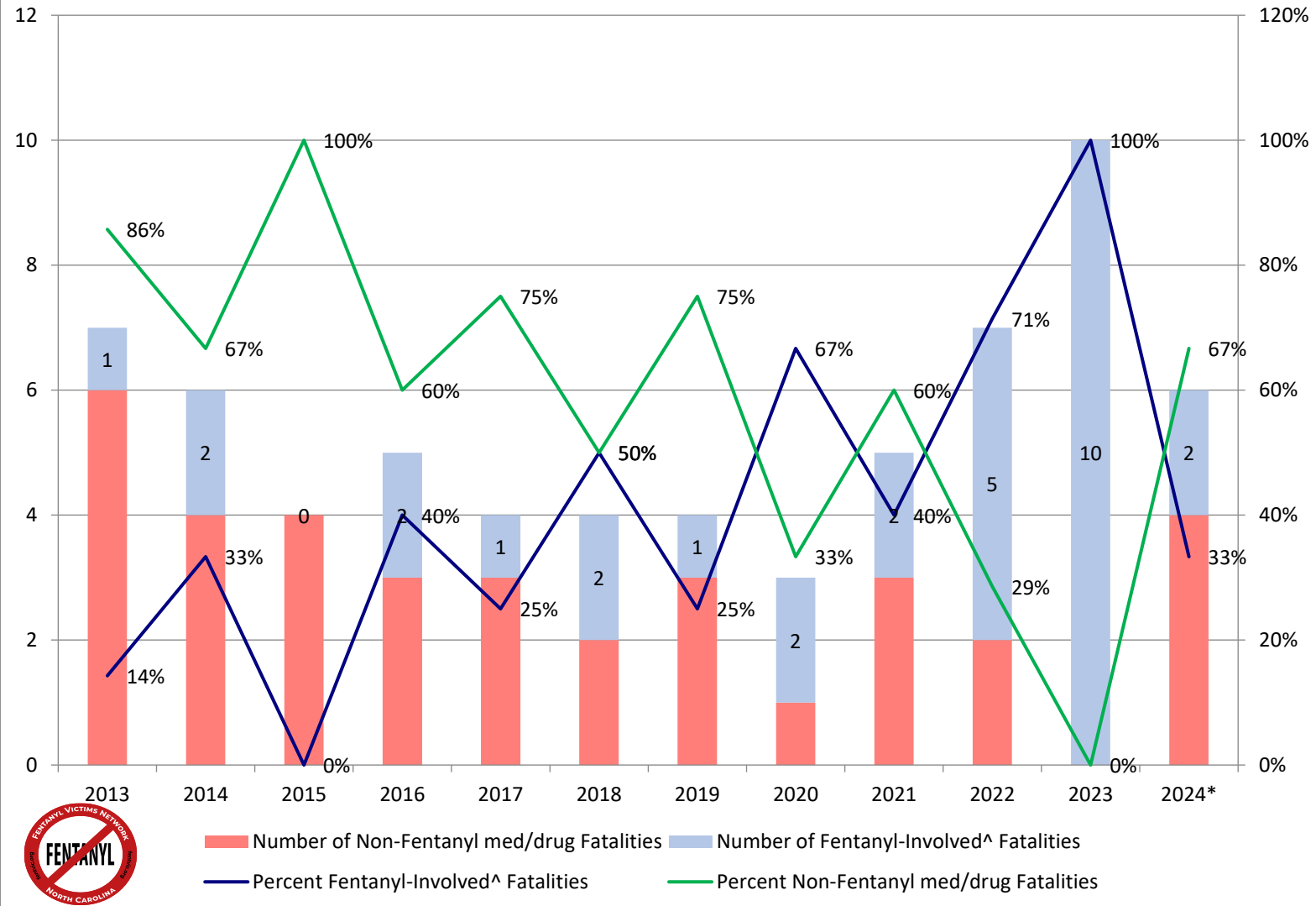
Limited to North Carolina Residents

*2024 data are provisional as of 01/15/26 and subject to change

^There is no individual code for fentanyl involvement on a death certificate; instead, the code T40.4 - an overdose involving an other synthetic narcotic is used as a proxy for fentanyl-involvement.

Fentanyl gets coded using the other synthetic narcotic code, but there may be other drugs included in this category; however, we know from toxicology data that the majority of deaths receiving this code involved fentanyl.

Ashe County NC Fentanyl Involved Fatalities^ 2013-2024* Population: 27,266



Avery County NC Fentanyl Involved Fatalities^ 2013-2024* Population: 17,811



	Total of All med/drug Fatalities	Number of Fentanyl-Involved^ Fatalities	Number of Non-Fentanyl med/drug Fatalities	Percent Fentanyl-Involved^ Fatalities	Percent Non-Fentanyl med/drug Fatalities
2013	3	1	2	33%	67%
2014	1	1	0	100%	0%
2015	4	1	3	25%	75%
2016	5	3	2	60%	40%
2017	1	1	0	100%	0%
2018	4	2	2	50%	50%
2019	1	0	1	0%	100%
2020	2	1	1	50%	50%
2021	2	0	2	0%	100%
2022	5	1	4	20%	80%
2023	10	9	1	90%	10%
2024*	12	8	4	67%	33%
Total 2013-2024*	50	28	22	56%	44%
NC STATEWIDE	32302	19650	12652	61%	39%

Note:

Number of deaths due to a medication and/or drug overdose of any intent, as well as the subset of overdoses which involved fentanyl^, by county

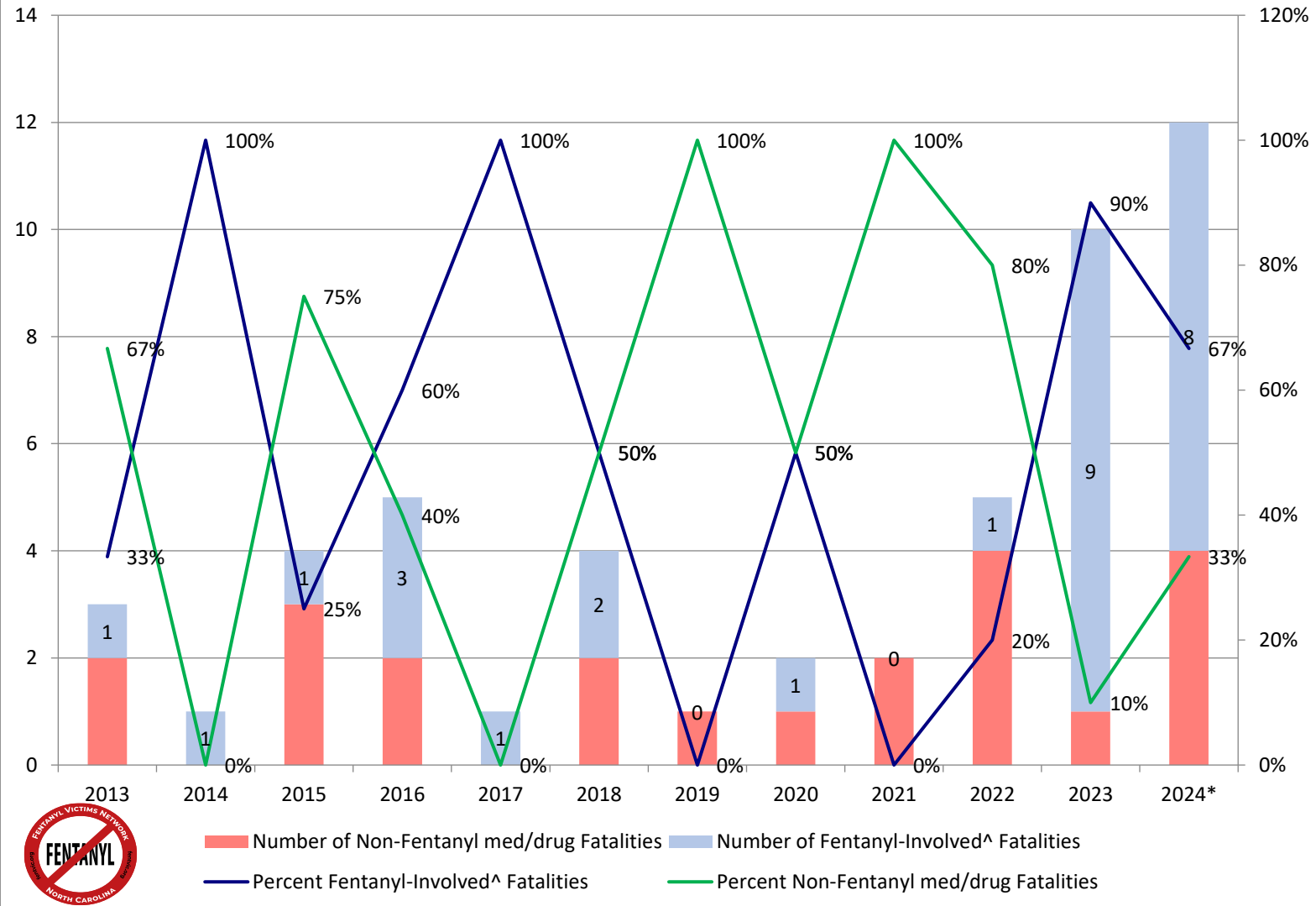
Limited to North Carolina Residents

*2024 data are provisional as of 01/15/26 and subject to change

^There is no individual code for fentanyl involvement on a death certificate; instead, the code T40.4 - an overdose involving an other synthetic narcotic is used as a proxy for fentanyl-involvement.

Fentanyl gets coded using the other synthetic narcotic code, but there may be other drugs included in this category; however, we know from toxicology data that the majority of deaths receiving this code involved fentanyl.

Avery County NC Fentanyl Involved Fatalities^ 2013-2024* Population: 17,811



Beaufort County NC Fentanyl Involved Fatalities^ 2013-2024* Population: 44,576



	Total of All med/drug Fatalities	Number of Fentanyl-Involved^ Fatalities	Number of Non-Fentanyl med/drug Fatalities	Percent Fentanyl-Involved^ Fatalities	Percent Non-Fentanyl med/drug Fatalities
2013	9	0	9	0%	100%
2014	7	0	7	0%	100%
2015	9	3	6	33%	67%
2016	11	1	10	9%	91%
2017	20	14	6	70%	30%
2018	14	7	7	50%	50%
2019	12	8	4	67%	33%
2020	16	11	5	69%	31%
2021	18	16	2	89%	11%
2022	24	19	5	79%	21%
2023	23	20	3	87%	13%
2024*	10	5	5	50%	50%
Total 2013-2024*	173	104	69	60%	40%
NC STATEWIDE	32302	19650	12652	61%	39%

Note:

Number of deaths due to a medication and/or drug overdose of any intent, as well as the subset of overdoses which involved fentanyl^, by county

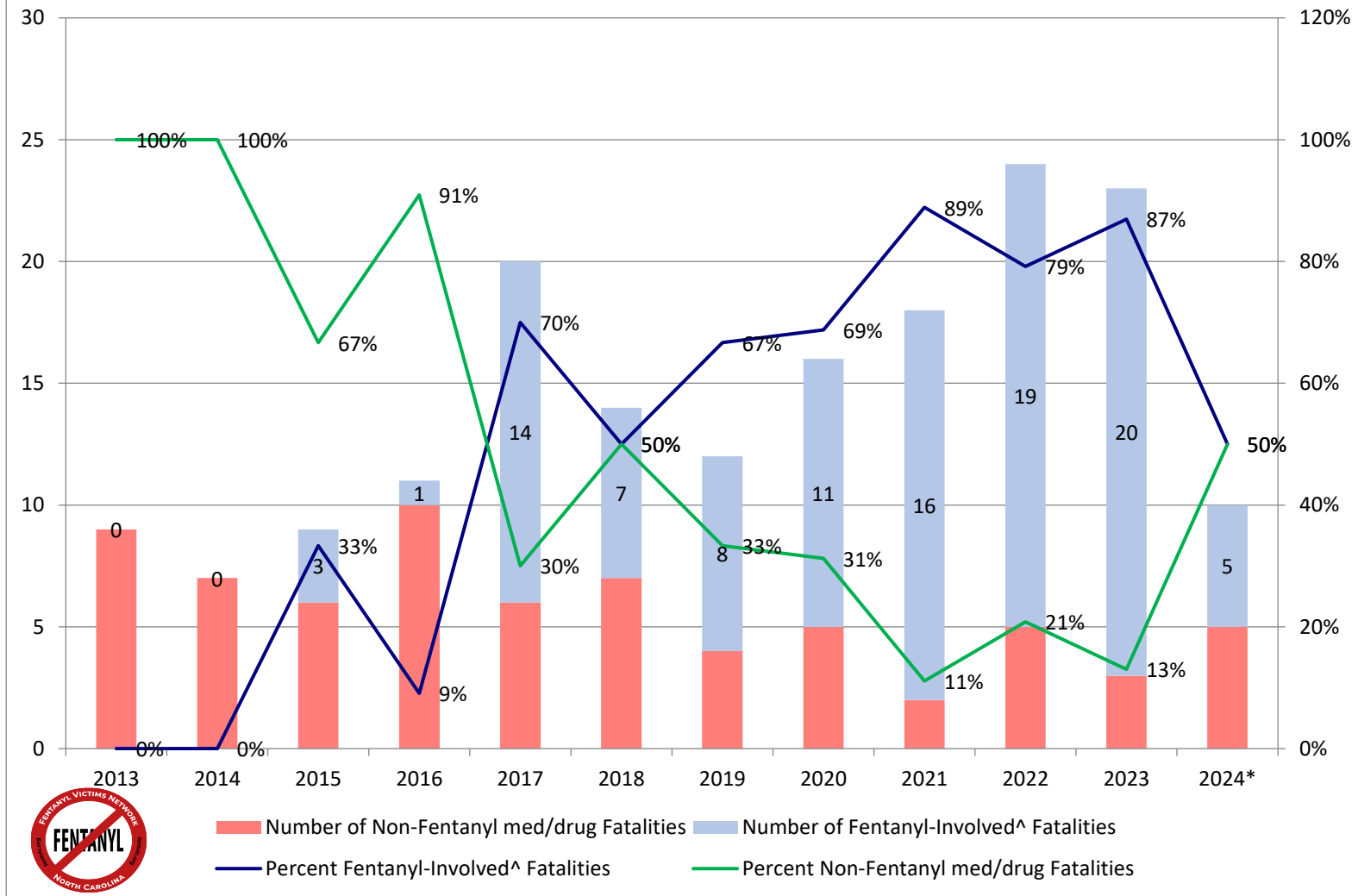
Limited to North Carolina Residents

*2024 data are provisional as of 01/15/26 and subject to change

^There is no individual code for fentanyl involvement on a death certificate; instead, the code T40.4 - an overdose involving an other synthetic narcotic is used as a proxy for fentanyl-involvement.

Fentanyl gets coded using the other synthetic narcotic code, but there may be other drugs included in this category; however, we know from toxicology data that the majority of deaths receiving this code involved fentanyl.

Beaufort County NC Fentanyl Involved Fatalities^ 2013-2024* Population: 44,576



Bertie County NC Fentanyl Involved Fatalities^ 2013-2024* Population: 16,939



	Total of All med/drug Fatalities	Number of Fentanyl-Involved^ Fatalities	Number of Non-Fentanyl med/drug Fatalities	Percent Fentanyl-Involved^ Fatalities	Percent Non-Fentanyl med/drug Fatalities
2013	2	1	1	50%	50%
2014	0	0	0	0%	0%
2015	2	1	1	50%	50%
2016	5	2	3	40%	60%
2017	4	2	2	50%	50%
2018	3	2	1	67%	33%
2019	3	2	1	67%	33%
2020	5	1	4	20%	80%
2021	10	7	3	70%	30%
2022	6	4	2	67%	33%
2023	10	8	2	80%	20%
2024*	4	2	2	50%	50%
Total 2013-2024*	54	32	22	59%	41%
NC STATEWIDE	32302	19650	12652	61%	39%

Note:

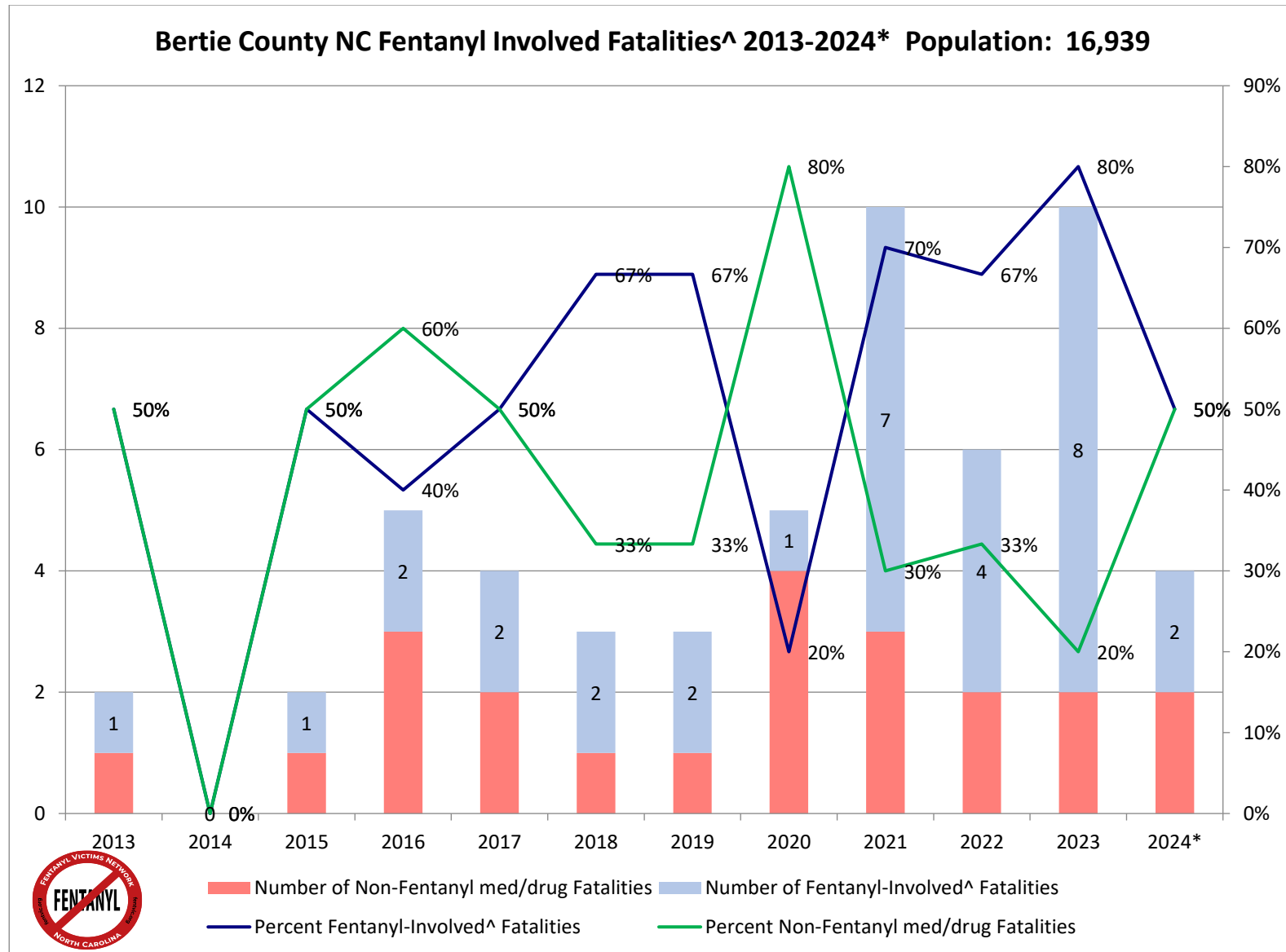
Number of deaths due to a medication and/or drug overdose of any intent, as well as the subset of overdoses which involved fentanyl^, by county

Limited to North Carolina Residents

*2024 data are provisional as of 01/15/26 and subject to change

^There is no individual code for fentanyl involvement on a death certificate; instead, the code T40.4 - an overdose involving an other synthetic narcotic is used as a proxy for fentanyl-involvement.

Fentanyl gets coded using the other synthetic narcotic code, but there may be other drugs included in this category; however, we know from toxicology data that the majority of deaths receiving this code involved fentanyl.



Bladen County NC Fentanyl Involved Fatalities^ 2013-2024* Population: 29,777



	Total of All med/drug Fatalities	Number of Fentanyl-Involved^ Fatalities	Number of Non-Fentanyl med/drug Fatalities	Percent Fentanyl-Involved^ Fatalities	Percent Non-Fentanyl med/drug Fatalities
2013	6	0	6	0%	100%
2014	11	1	10	9%	91%
2015	6	1	5	17%	83%
2016	4	0	4	0%	100%
2017	7	1	6	14%	86%
2018	10	6	4	60%	40%
2019	7	2	5	29%	71%
2020	19	17	2	89%	11%
2021	25	19	6	76%	24%
2022	19	13	6	68%	32%
2023	21	17	4	81%	19%
2024*	14	10	4	71%	29%
Total 2013-2024*	149	87	62	58%	42%
NC STATEWIDE	32302	19650	12652	61%	39%

Note:

Number of deaths due to a medication and/or drug overdose of any intent, as well as the subset of overdoses which involved fentanyl^, by county

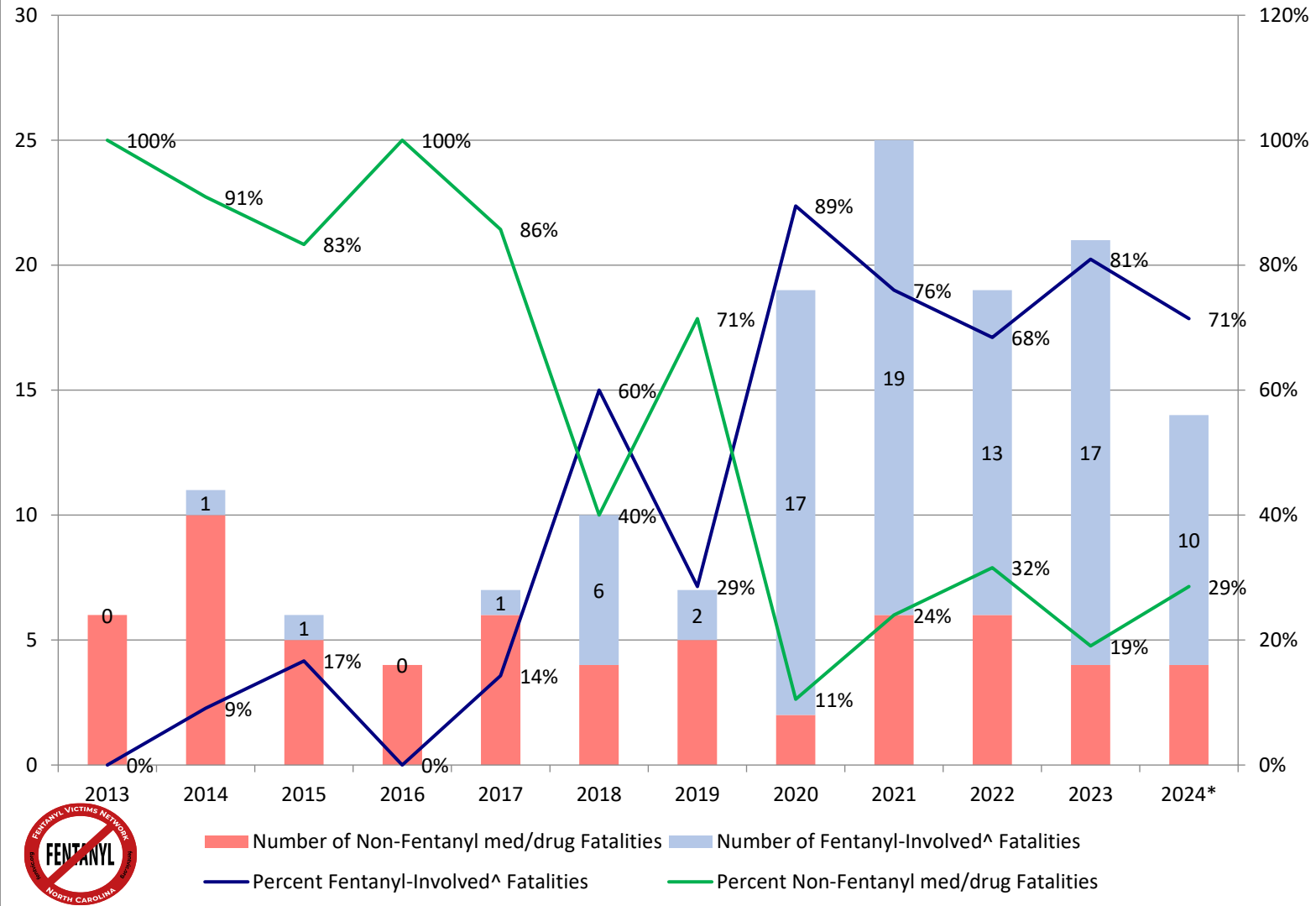
Limited to North Carolina Residents

*2024 data are provisional as of 01/15/26 and subject to change

^There is no individual code for fentanyl involvement on a death certificate; instead, the code T40.4 - an overdose involving an other synthetic narcotic is used as a proxy for fentanyl-involvement.

Fentanyl gets coded using the other synthetic narcotic code, but there may be other drugs included in this category; however, we know from toxicology data that the majority of deaths receiving this code involved fentanyl.

Bladen County NC Fentanyl Involved Fatalities^ 2013-2024* Population: 29,777



Brunswick County NC Fentanyl Involved Fatalities^ 2013-2024* Population: 167,112



	Total of All med/drug Fatalities	Number of Fentanyl-Involved^ Fatalities	Number of Non-Fentanyl med/drug Fatalities	Percent Fentanyl-Involved^ Fatalities	Percent Non-Fentanyl med/drug Fatalities
2013	32	4	28	13%	88%
2014	22	2	20	9%	91%
2015	29	8	21	28%	72%
2016	41	22	19	54%	46%
2017	51	29	22	57%	43%
2018	30	15	15	50%	50%
2019	33	23	10	70%	30%
2020	54	33	21	61%	39%
2021	52	40	12	77%	23%
2022	65	41	24	63%	37%
2023	69	56	13	81%	19%
2024*	34	26	8	76%	24%
Total 2013-2024*	512	299	213	58%	42%
NC STATEWIDE	32302	19650	12652	61%	39%

Note:

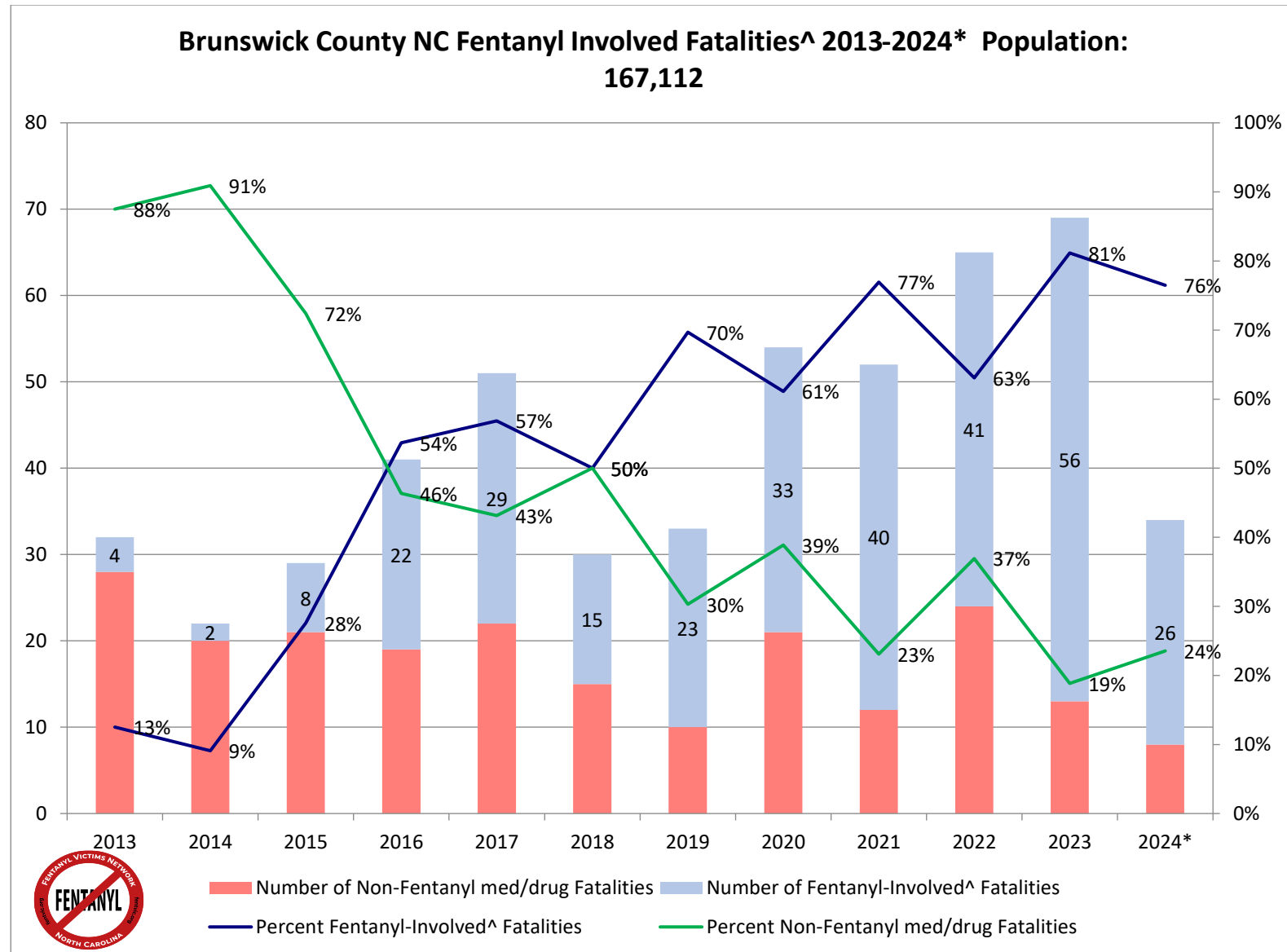
Number of deaths due to a medication and/or drug overdose of any intent, as well as the subset of overdoses which involved fentanyl^, by county

Limited to North Carolina Residents

*2024 data are provisional as of 01/15/26 and subject to change

^There is no individual code for fentanyl involvement on a death certificate; instead, the code T40.4 - an overdose involving an other synthetic narcotic is used as a proxy for fentanyl-involvement.

Fentanyl gets coded using the other synthetic narcotic code, but there may be other drugs included in this category; however, we know from toxicology data that the majority of deaths receiving this code involved fentanyl.



Buncombe County NC Fentanyl Involved Fatalities^ 2013-2024* Population: 279,210



	Total of All med/drug Fatalities	Number of Fentanyl-Involved^ Fatalities	Number of Non-Fentanyl med/drug Fatalities	Percent Fentanyl-Involved^ Fatalities	Percent Non-Fentanyl med/drug Fatalities
2013	26	1	25	4%	96%
2014	39	4	35	10%	90%
2015	39	8	31	21%	79%
2016	62	13	49	21%	79%
2017	115	72	43	63%	37%
2018	101	60	41	59%	41%
2019	105	80	25	76%	24%
2020	108	82	26	76%	24%
2021	122	94	28	77%	23%
2022	151	123	28	81%	19%
2023	152	123	29	81%	19%
2024*	103	72	31	70%	30%
Total 2013-2024*	1123	732	391	65%	35%
NC STATEWIDE	32302	19650	12652	61%	39%

Note:

Number of deaths due to a medication and/or drug overdose of any intent, as well as the subset of overdoses which involved fentanyl^, by county

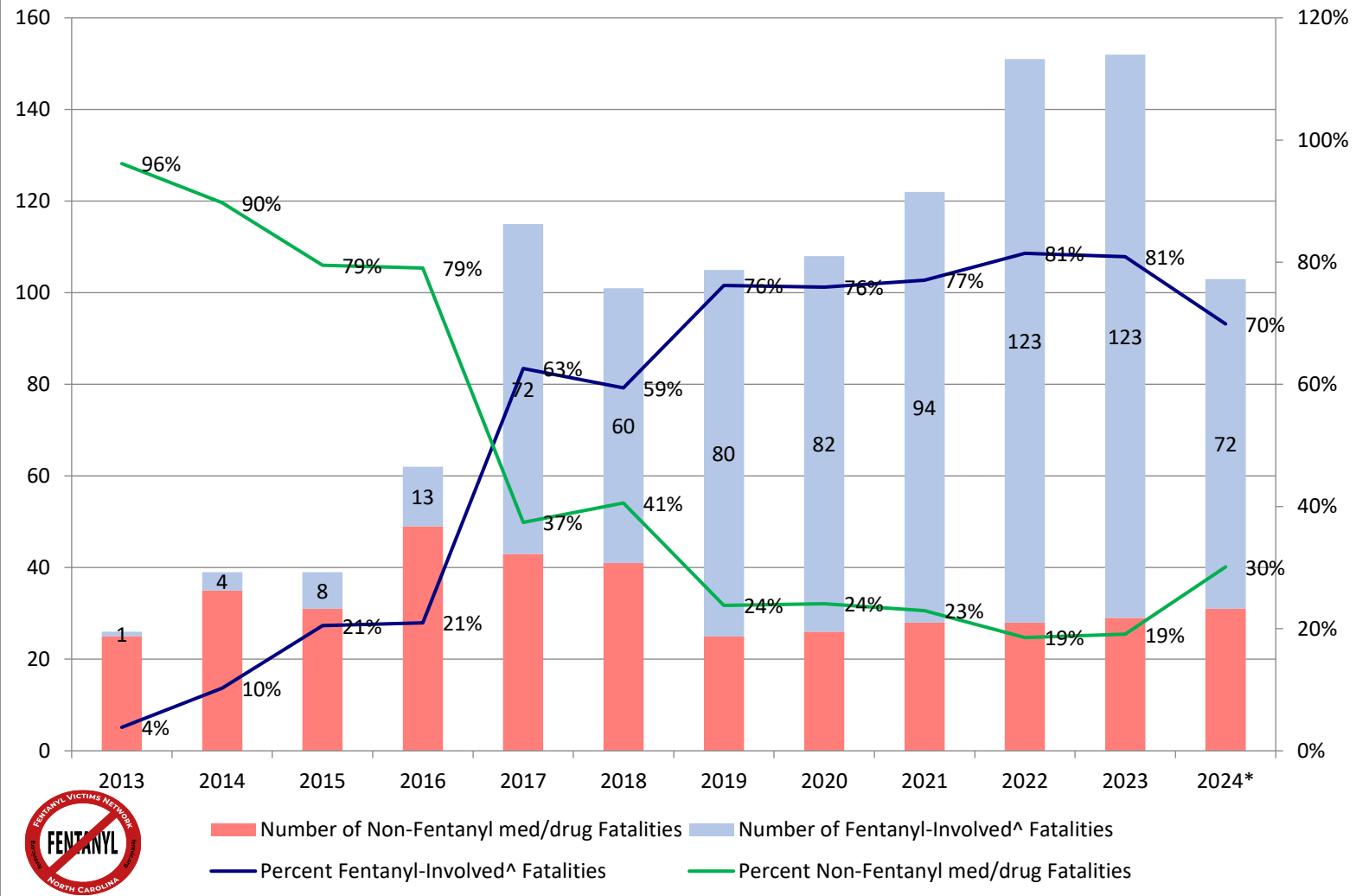
Limited to North Carolina Residents

*2024 data are provisional as of 01/15/26 and subject to change

^There is no individual code for fentanyl involvement on a death certificate; instead, the code T40.4 - an overdose involving an other synthetic narcotic is used as a proxy for fentanyl-involvement.

Fentanyl gets coded using the other synthetic narcotic code, but there may be other drugs included in this category; however, we know from toxicology data that the majority of deaths receiving this code involved fentanyl.

Buncombe County NC Fentanyl Involved Fatalities^ 2013-2024* Population: 279,210



Burke County NC Fentanyl Involved Fatalities^ 2013-2024* Population: 88,545



	Total of All med/drug Fatalities	Number of Fentanyl-Involved^ Fatalities	Number of Non-Fentanyl med/drug Fatalities	Percent Fentanyl-Involved^ Fatalities	Percent Non-Fentanyl med/drug Fatalities
2013	31	3	28	10%	90%
2014	28	2	26	7%	93%
2015	36	6	30	17%	83%
2016	27	7	20	26%	74%
2017	29	10	19	34%	66%
2018	19	8	11	42%	58%
2019	30	14	16	47%	53%
2020	40	27	13	68%	33%
2021	61	44	17	72%	28%
2022	40	32	8	80%	20%
2023	60	44	16	73%	27%
2024*	52	33	19	63%	37%
Total 2013-2024*	453	230	223	51%	49%
NC STATEWIDE	32302	19650	12652	61%	39%

Note:

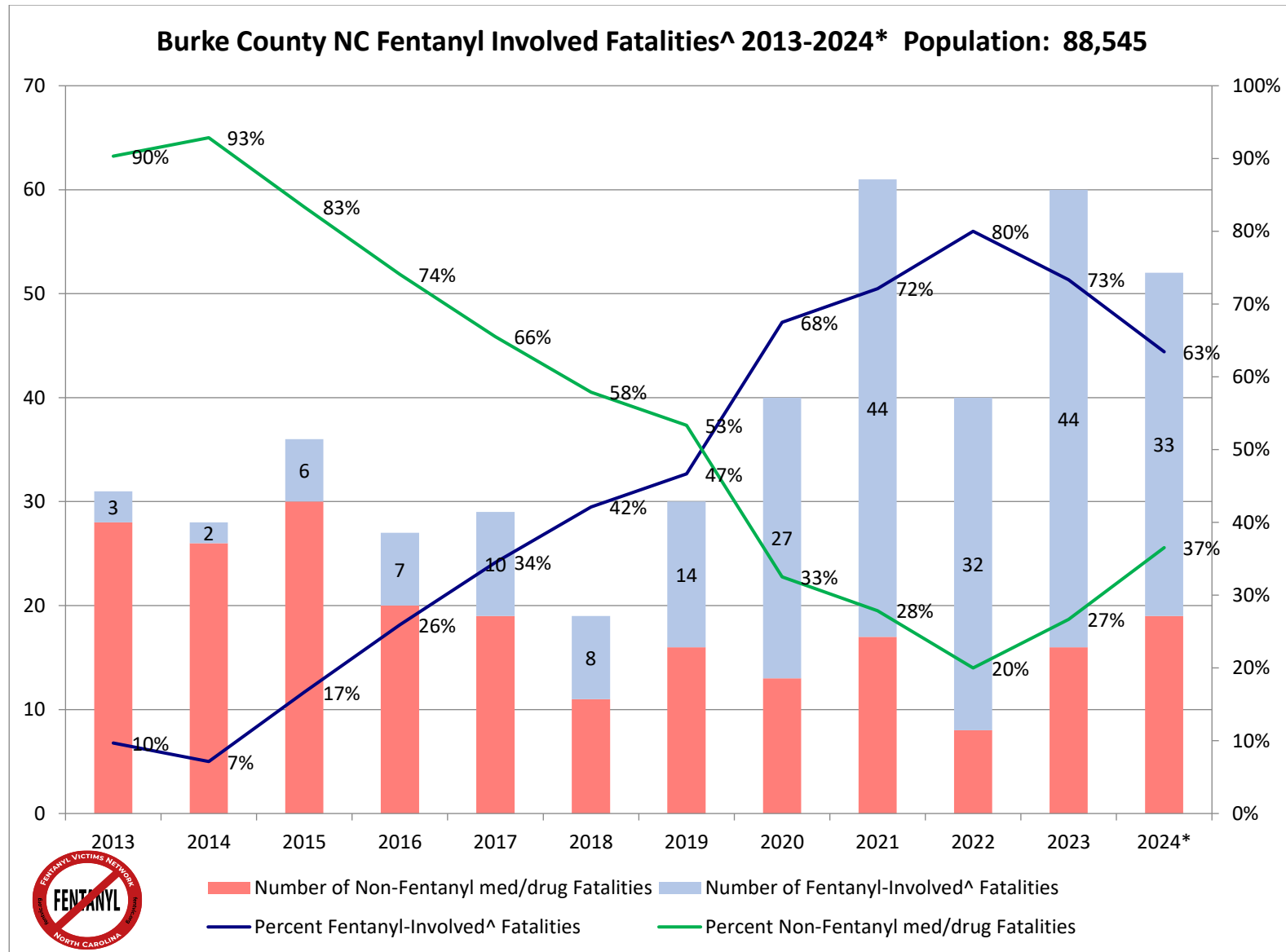
Number of deaths due to a medication and/or drug overdose of any intent, as well as the subset of overdoses which involved fentanyl^, by county

Limited to North Carolina Residents

*2024 data are provisional as of 01/15/26 and subject to change

^There is no individual code for fentanyl involvement on a death certificate; instead, the code T40.4 - an overdose involving an other synthetic narcotic is used as a proxy for fentanyl-involvement.

Fentanyl gets coded using the other synthetic narcotic code, but there may be other drugs included in this category; however, we know from toxicology data that the majority of deaths receiving this code involved fentanyl.



Cabarrus County NC Fentanyl Involved Fatalities^ 2013-2024* Population: 244,925



	Total of All med/drug Fatalities	Number of Fentanyl-Involved^ Fatalities	Number of Non-Fentanyl med/drug Fatalities	Percent Fentanyl-Involved^ Fatalities	Percent Non-Fentanyl med/drug Fatalities
2013	36	1	35	3%	97%
2014	26	1	25	4%	96%
2015	30	8	22	27%	73%
2016	43	21	22	49%	51%
2017	75	62	13	83%	17%
2018	58	45	13	78%	22%
2019	43	29	14	67%	33%
2020	75	52	23	69%	31%
2021	73	55	18	75%	25%
2022	74	58	16	78%	22%
2023	61	48	13	79%	21%
2024*	41	35	6	85%	15%
Total 2013-2024*	635	415	220	65%	35%
NC STATEWIDE	32302	19650	12652	61%	39%

Note:

Number of deaths due to a medication and/or drug overdose of any intent, as well as the subset of overdoses which involved fentanyl^, by county

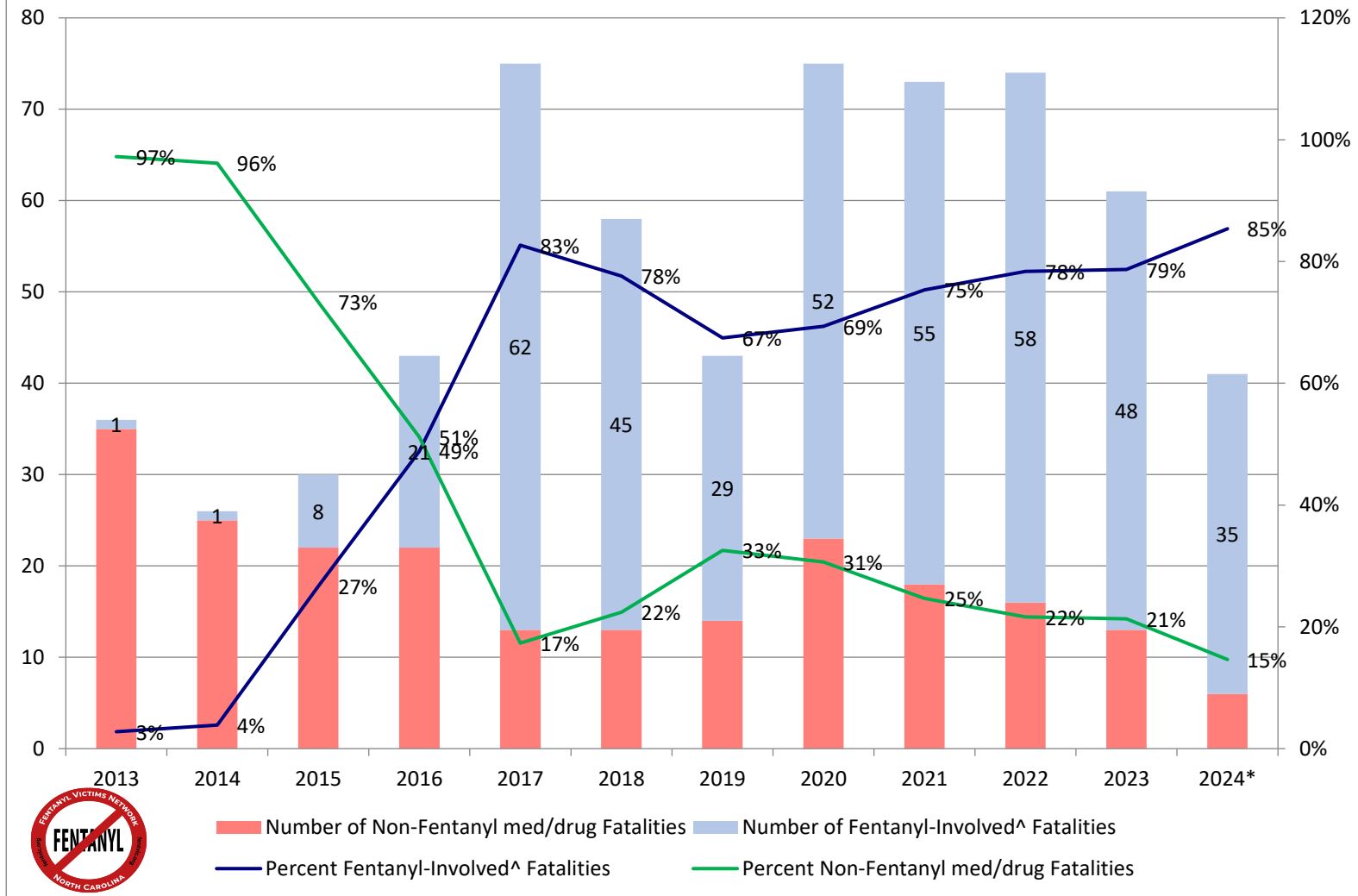
Limited to North Carolina Residents

*2024 data are provisional as of 01/15/26 and subject to change

^There is no individual code for fentanyl involvement on a death certificate; instead, the code T40.4 - an overdose involving an other synthetic narcotic is used as a proxy for fentanyl-involvement.

Fentanyl gets coded using the other synthetic narcotic code, but there may be other drugs included in this category; however, we know from toxicology data that the majority of deaths receiving this code involved fentanyl.

Cabarrus County NC Fentanyl Involved Fatalities^ 2013-2024* Population: 244,925



Caldwell County NC Fentanyl Involved Fatalities^ 2013-2024* Population: 80,739



	Total of All med/drug Fatalities	Number of Fentanyl-Involved^ Fatalities	Number of Non-Fentanyl med/drug Fatalities	Percent Fentanyl-Involved^ Fatalities	Percent Non-Fentanyl med/drug Fatalities
2013	9	0	9	0%	100%
2014	17	2	15	12%	88%
2015	30	3	27	10%	90%
2016	27	6	21	22%	78%
2017	18	7	11	39%	61%
2018	20	10	10	50%	50%
2019	17	6	11	35%	65%
2020	30	19	11	63%	37%
2021	47	37	10	79%	21%
2022	36	28	8	78%	22%
2023	50	29	21	58%	42%
2024*	28	20	8	71%	29%
Total 2013-2024*	329	167	162	51%	49%
NC STATEWIDE	32302	19650	12652	61%	39%

Note:

Number of deaths due to a medication and/or drug overdose of any intent, as well as the subset of overdoses which involved fentanyl^, by county

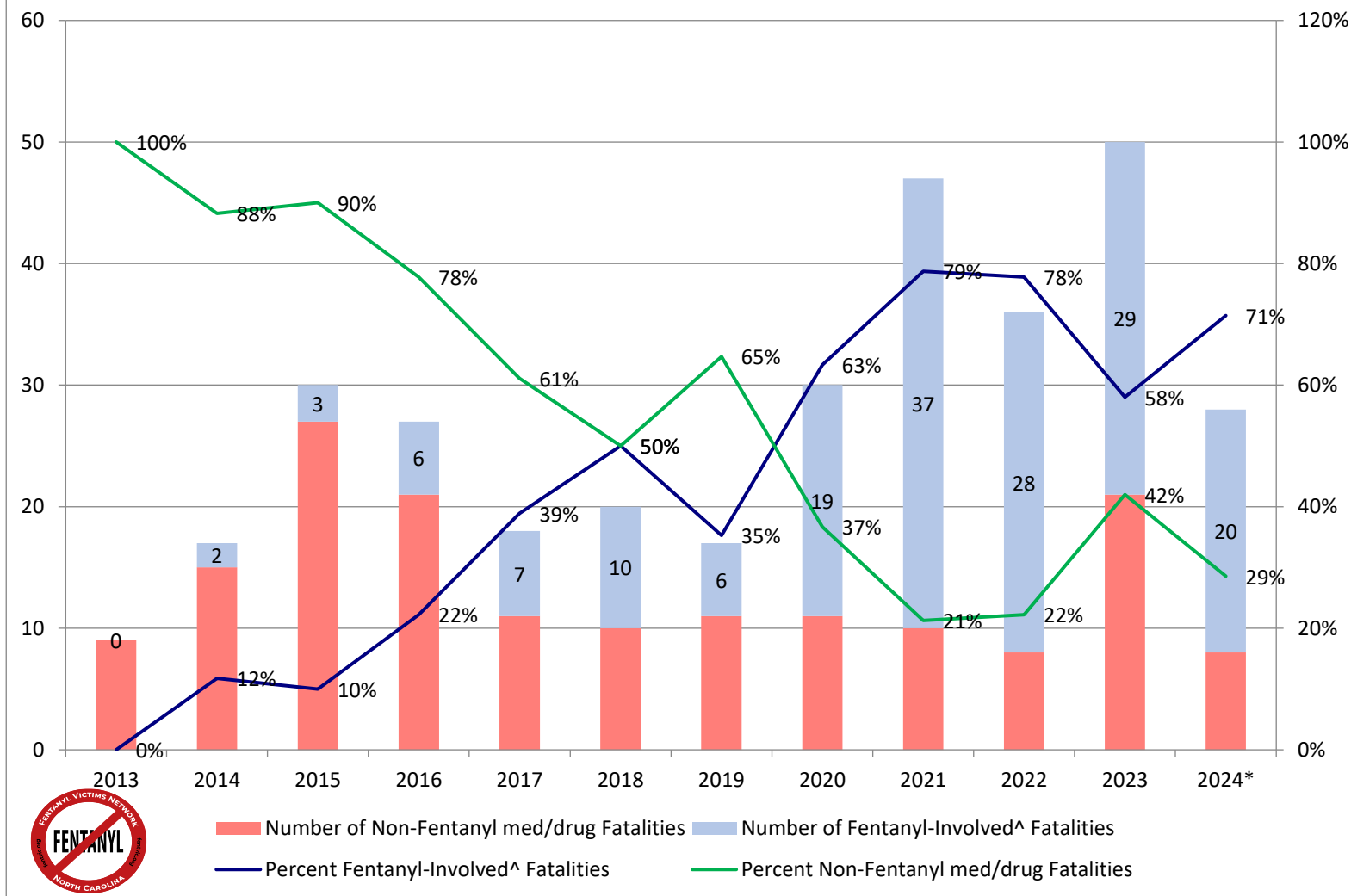
Limited to North Carolina Residents

*2024 data are provisional as of 01/15/26 and subject to change

^There is no individual code for fentanyl involvement on a death certificate; instead, the code T40.4 - an overdose involving an other synthetic narcotic is used as a proxy for fentanyl-involvement.

Fentanyl gets coded using the other synthetic narcotic code, but there may be other drugs included in this category; however, we know from toxicology data that the majority of deaths receiving this code involved fentanyl.

Caldwell County NC Fentanyl Involved Fatalities^ 2013-2024* Population: 80,739



Camden County NC Fentanyl Involved Fatalities^ 2013-2024* Population: 11,184



	Total of All med/drug Fatalities	Number of Fentanyl-Involved^ Fatalities	Number of Non-Fentanyl med/drug Fatalities	Percent Fentanyl-Involved^ Fatalities	Percent Non-Fentanyl med/drug Fatalities
2013	1	0	1	0%	100%
2014	0	0	0	0%	0%
2015	4	2	2	50%	50%
2016	1	0	1	0%	100%
2017	3	2	1	67%	33%
2018	1	0	1	0%	100%
2019	2	2	0	100%	0%
2020	3	3	0	100%	0%
2021	0	0	0	0%	0%
2022	4	3	1	75%	25%
2023	1	1	0	100%	0%
2024*	2	1	1	50%	50%
Total 2013-2024*	22	14	8	64%	36%
NC STATEWIDE	32302	19650	12652	61%	39%

Note:

Number of deaths due to a medication and/or drug overdose of any intent, as well as the subset of overdoses which involved fentanyl^, by county

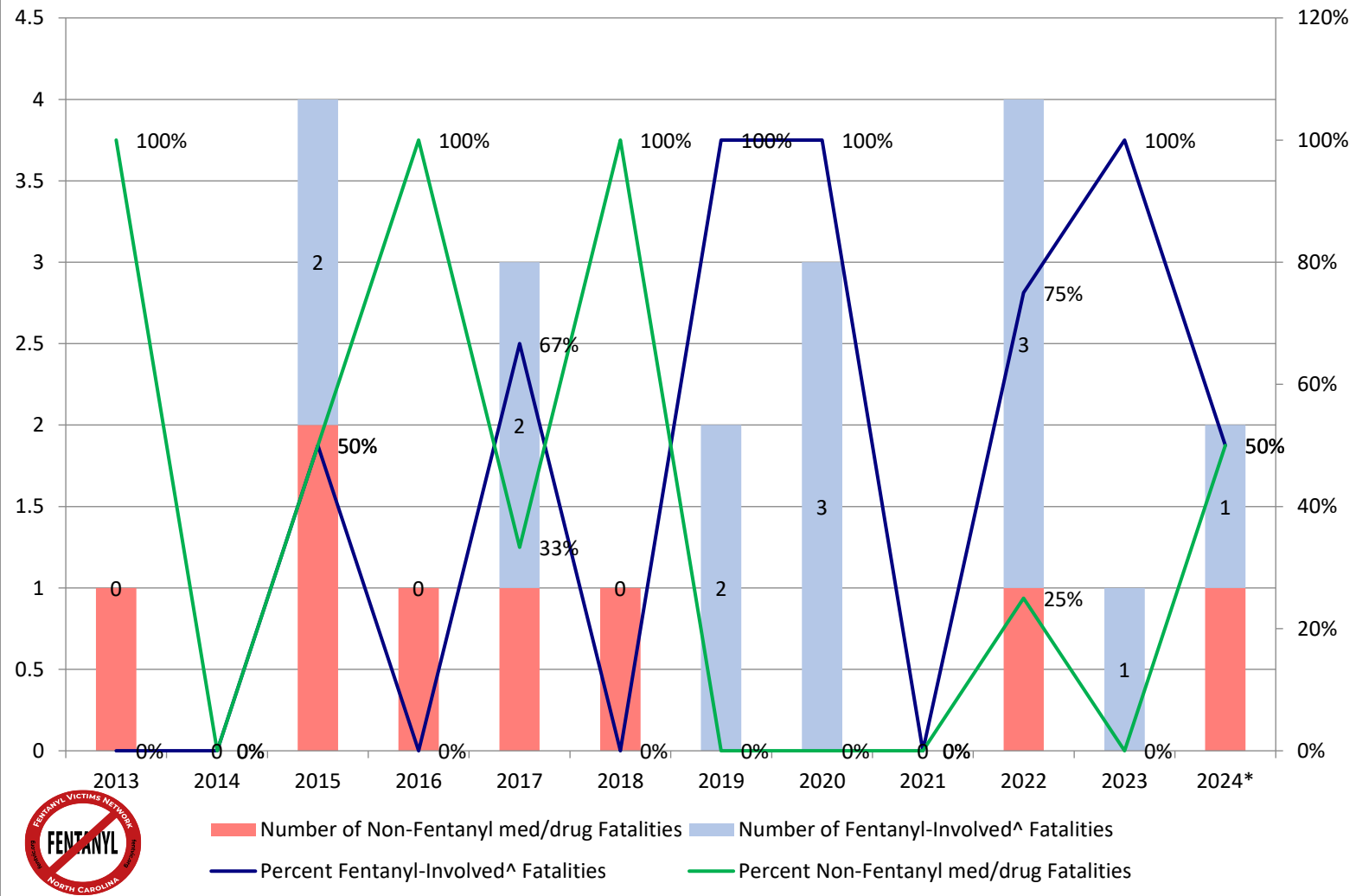
Limited to North Carolina Residents

*2024 data are provisional as of 01/15/26 and subject to change

^There is no individual code for fentanyl involvement on a death certificate; instead, the code T40.4 - an overdose involving an other synthetic narcotic is used as a proxy for fentanyl-involvement.

Fentanyl gets coded using the other synthetic narcotic code, but there may be other drugs included in this category; however, we know from toxicology data that the majority of deaths receiving this code involved fentanyl.

Camden County NC Fentanyl Involved Fatalities^ 2013-2024* Population: 11,184



Carteret County NC Fentanyl Involved Fatalities^ 2013-2024* Population: 70,259



	Total of All med/drug Fatalities	Number of Fentanyl-Involved^ Fatalities	Number of Non-Fentanyl med/drug Fatalities	Percent Fentanyl-Involved^ Fatalities	Percent Non-Fentanyl med/drug Fatalities
2013	14	0	14	0%	100%
2014	19	5	14	26%	74%
2015	21	6	15	29%	71%
2016	20	9	11	45%	55%
2017	21	9	12	43%	57%
2018	25	15	10	60%	40%
2019	21	14	7	67%	33%
2020	34	32	2	94%	6%
2021	34	24	10	71%	29%
2022	39	33	6	85%	15%
2023	29	21	8	72%	28%
2024*	16	10	6	63%	38%
Total 2013-2024*	293	178	115	61%	39%
NC STATEWIDE	32302	19650	12652	61%	39%

Note:

Number of deaths due to a medication and/or drug overdose of any intent, as well as the subset of overdoses which involved fentanyl^, by county

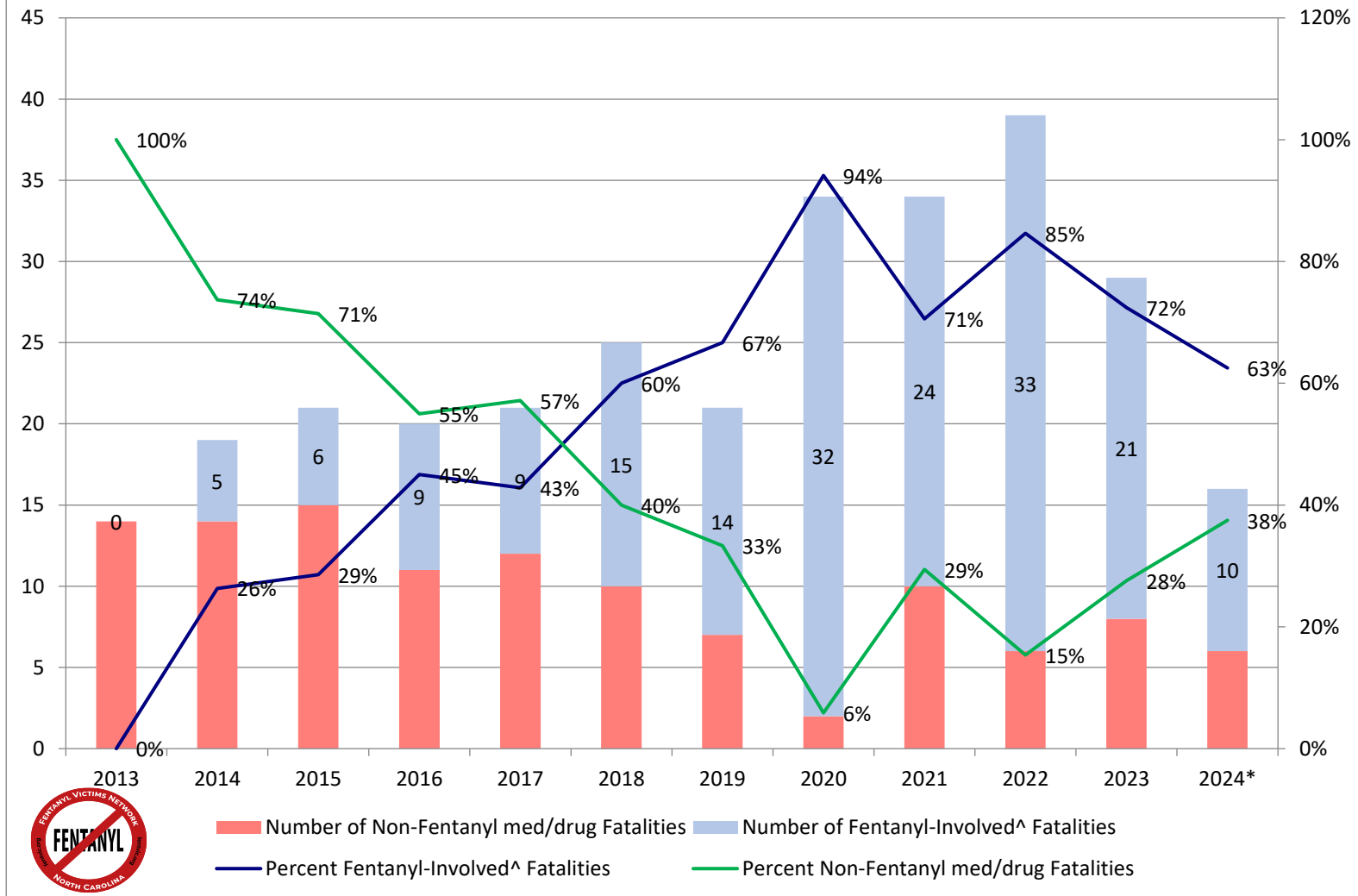
Limited to North Carolina Residents

*2024 data are provisional as of 01/15/26 and subject to change

^There is no individual code for fentanyl involvement on a death certificate; instead, the code T40.4 - an overdose involving an other synthetic narcotic is used as a proxy for fentanyl-involvement.

Fentanyl gets coded using the other synthetic narcotic code, but there may be other drugs included in this category; however, we know from toxicology data that the majority of deaths receiving this code involved fentanyl.

Carteret County NC Fentanyl Involved Fatalities^ 2013-2024* Population: 70,259



Caswell County NC Fentanyl Involved Fatalities^ 2013-2024* Population: 22,363



	Total of All med/drug Fatalities	Number of Fentanyl-Involved^ Fatalities	Number of Non-Fentanyl med/drug Fatalities	Percent Fentanyl-Involved^ Fatalities	Percent Non-Fentanyl med/drug Fatalities
2013	0	0	0	0%	0%
2014	1	0	1	0%	100%
2015	2	0	2	0%	100%
2016	3	0	3	0%	100%
2017	7	1	6	14%	86%
2018	5	3	2	60%	40%
2019	3	3	0	100%	0%
2020	9	5	4	56%	44%
2021	4	3	1	75%	25%
2022	7	6	1	86%	14%
2023	12	8	4	67%	33%
2024*	11	9	2	82%	18%
Total 2013-2024*	64	38	26	59%	41%
NC STATEWIDE	32302	19650	12652	61%	39%

Note:

Number of deaths due to a medication and/or drug overdose of any intent, as well as the subset of overdoses which involved fentanyl^, by county

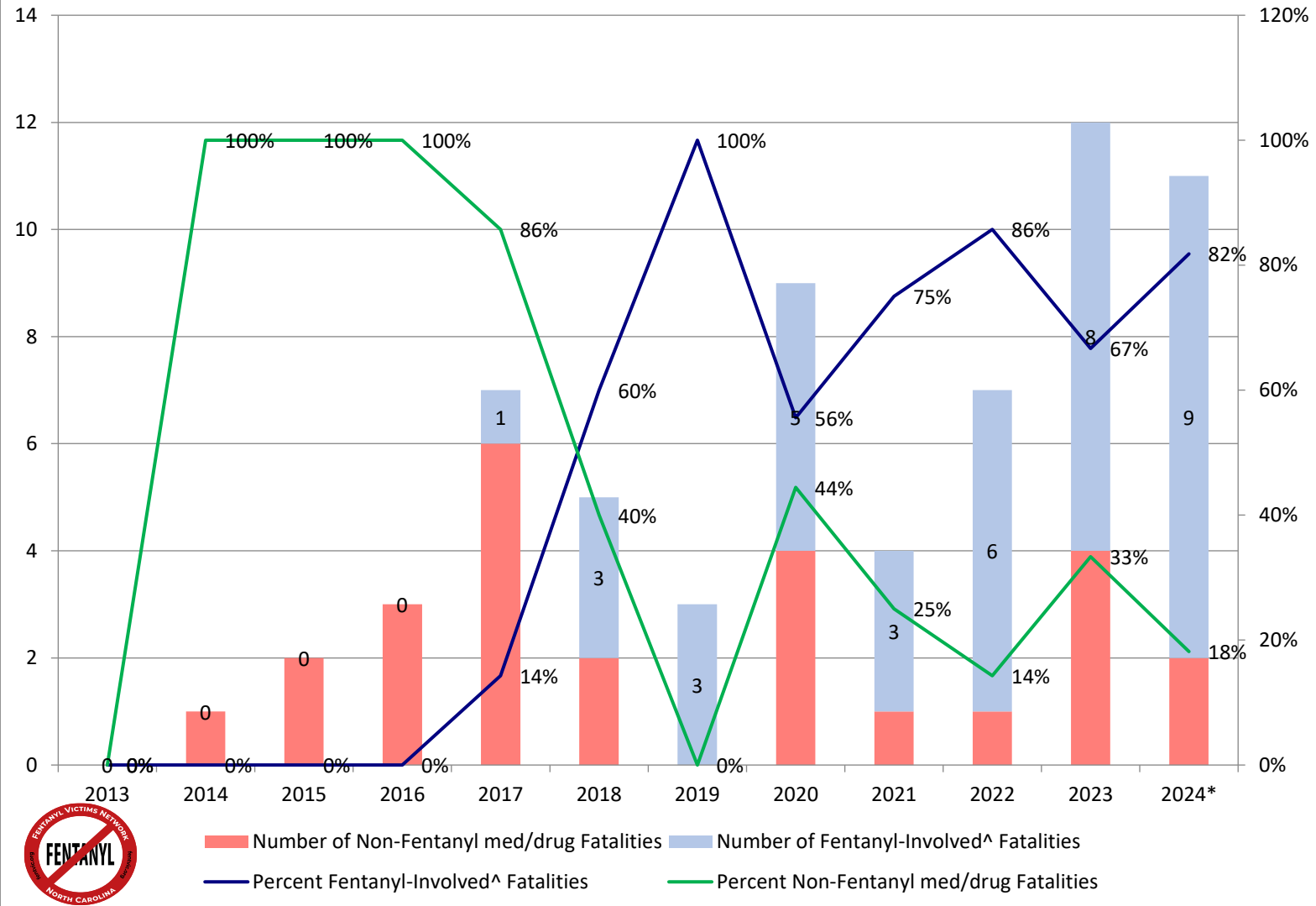
Limited to North Carolina Residents

*2024 data are provisional as of 01/15/26 and subject to change

^There is no individual code for fentanyl involvement on a death certificate; instead, the code T40.4 - an overdose involving an other synthetic narcotic is used as a proxy for fentanyl-involvement.

Fentanyl gets coded using the other synthetic narcotic code, but there may be other drugs included in this category; however, we know from toxicology data that the majority of deaths receiving this code involved fentanyl.

Caswell County NC Fentanyl Involved Fatalities^ 2013-2024* Population: 22,363



Catawba County NC Fentanyl Involved Fatalities^ 2013-2024* Population: 167,054



	Total of All med/drug Fatalities	Number of Fentanyl-Involved^ Fatalities	Number of Non-Fentanyl med/drug Fatalities	Percent Fentanyl-Involved^ Fatalities	Percent Non-Fentanyl med/drug Fatalities
2013	20	2	18	10%	90%
2014	31	4	27	13%	87%
2015	28	3	25	11%	89%
2016	42	14	28	33%	67%
2017	43	19	24	44%	56%
2018	30	17	13	57%	43%
2019	31	13	18	42%	58%
2020	44	34	10	77%	23%
2021	86	72	14	84%	16%
2022	65	51	14	78%	22%
2023	87	68	19	78%	22%
2024*	68	51	17	75%	25%
Total 2013-2024*	575	348	227	61%	39%
NC STATEWIDE	32302	19650	12652	61%	39%

Note:

Number of deaths due to a medication and/or drug overdose of any intent, as well as the subset of overdoses which involved fentanyl^, by county

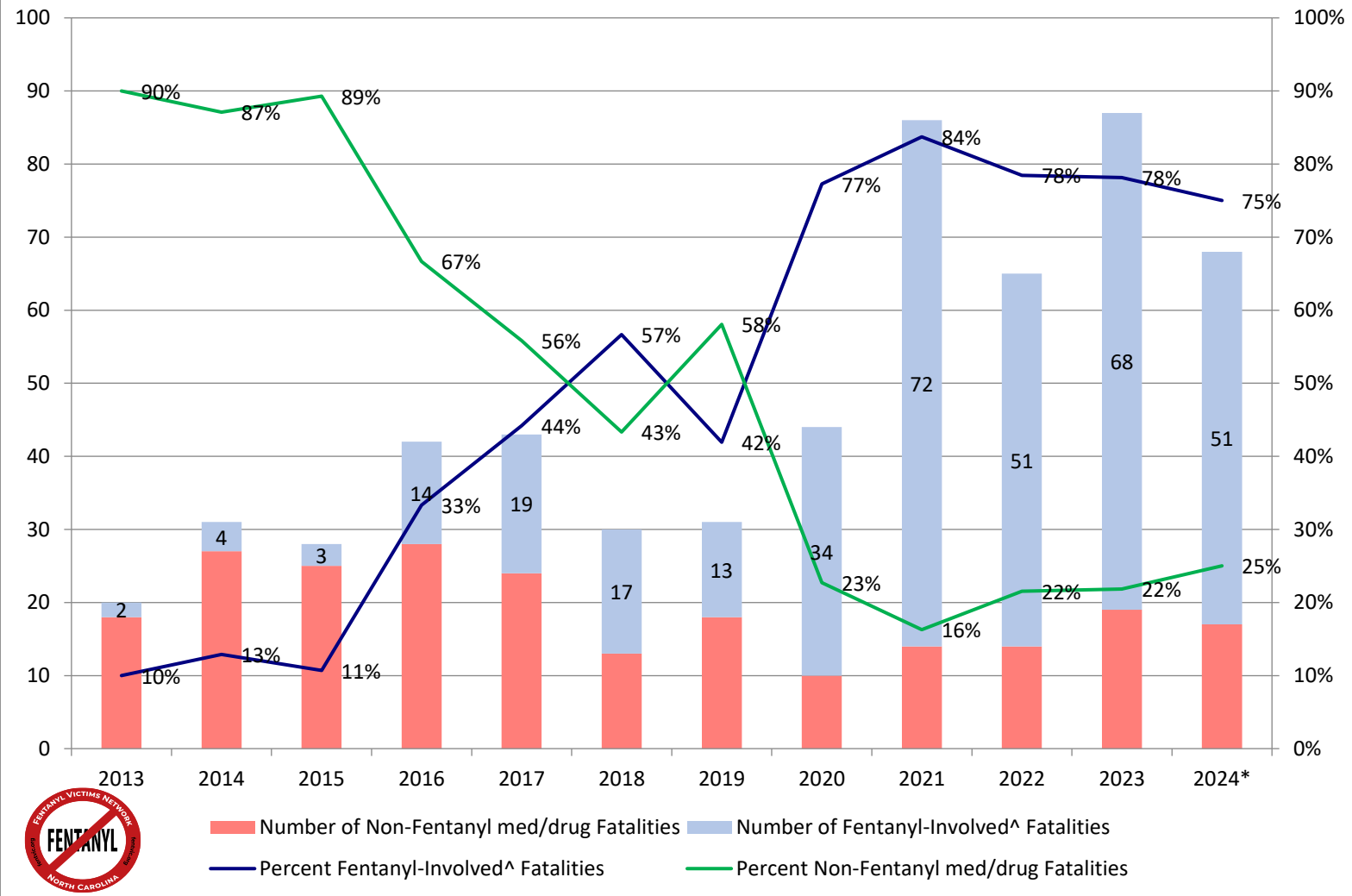
Limited to North Carolina Residents

*2024 data are provisional as of 01/15/26 and subject to change

^There is no individual code for fentanyl involvement on a death certificate; instead, the code T40.4 - an overdose involving an other synthetic narcotic is used as a proxy for fentanyl-involvement.

Fentanyl gets coded using the other synthetic narcotic code, but there may be other drugs included in this category; however, we know from toxicology data that the majority of deaths receiving this code involved fentanyl.

Catawba County NC Fentanyl Involved Fatalities^ 2013-2024* Population: 167,054



Chatham County NC Fentanyl Involved Fatalities^ 2013-2024* Population: 83,874



	Total of All med/drug Fatalities	Number of Fentanyl-Involved^ Fatalities	Number of Non-Fentanyl med/drug Fatalities	Percent Fentanyl-Involved^ Fatalities	Percent Non-Fentanyl med/drug Fatalities
2013	6	0	6	0%	100%
2014	8	1	7	13%	88%
2015	2	0	2	0%	100%
2016	2	0	2	0%	100%
2017	10	6	4	60%	40%
2018	13	6	7	46%	54%
2019	11	4	7	36%	64%
2020	18	14	4	78%	22%
2021	29	24	5	83%	17%
2022	25	17	8	68%	32%
2023	20	14	6	70%	30%
2024*	19	12	7	63%	37%
Total 2013-2024*	163	98	65	60%	40%
NC STATEWIDE	32302	19650	12652	61%	39%

Note:

Number of deaths due to a medication and/or drug overdose of any intent, as well as the subset of overdoses which involved fentanyl^, by county

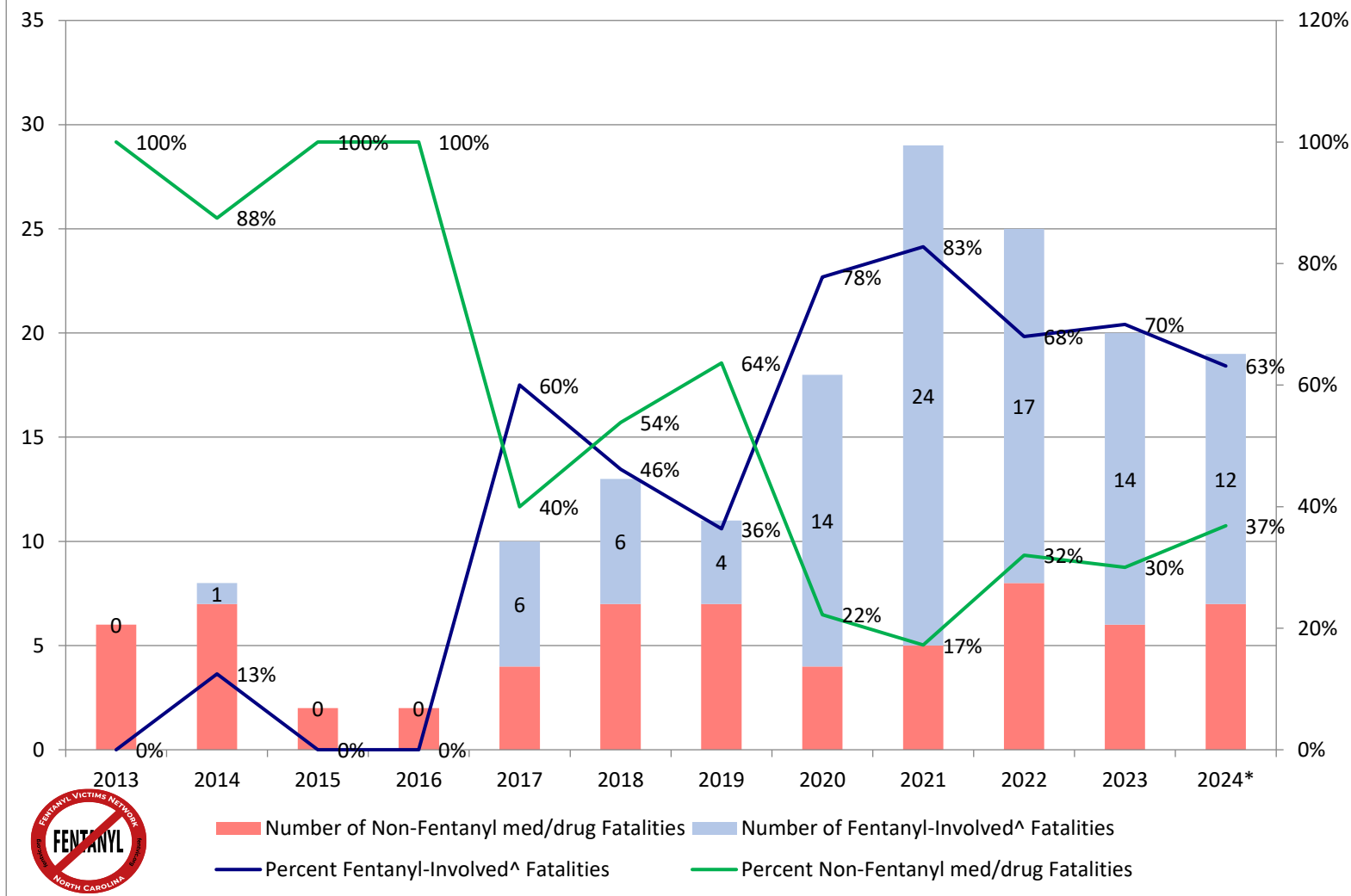
Limited to North Carolina Residents

*2024 data are provisional as of 01/15/26 and subject to change

^There is no individual code for fentanyl involvement on a death certificate; instead, the code T40.4 - an overdose involving an other synthetic narcotic is used as a proxy for fentanyl-involvement.

Fentanyl gets coded using the other synthetic narcotic code, but there may be other drugs included in this category; however, we know from toxicology data that the majority of deaths receiving this code involved fentanyl.

Chatham County NC Fentanyl Involved Fatalities^ 2013-2024* Population: 83,874



Cherokee County NC Fentanyl Involved Fatalities^ 2013-2024* Population: 30,373



	Total of All med/drug Fatalities	Number of Fentanyl-Involved^ Fatalities	Number of Non-Fentanyl med/drug Fatalities	Percent Fentanyl-Involved^ Fatalities	Percent Non-Fentanyl med/drug Fatalities
2013	5	0	5	0%	100%
2014	5	2	3	40%	60%
2015	4	1	3	25%	75%
2016	7	2	5	29%	71%
2017	8	1	7	13%	88%
2018	7	1	6	14%	86%
2019	11	4	7	36%	64%
2020	9	6	3	67%	33%
2021	21	16	5	76%	24%
2022	14	7	7	50%	50%
2023	24	14	10	58%	42%
2024*	13	9	4	69%	31%
Total 2013-2024*	128	63	65	49%	51%
NC STATEWIDE	32302	19650	12652	61%	39%

Note:

Number of deaths due to a medication and/or drug overdose of any intent, as well as the subset of overdoses which involved fentanyl^, by county

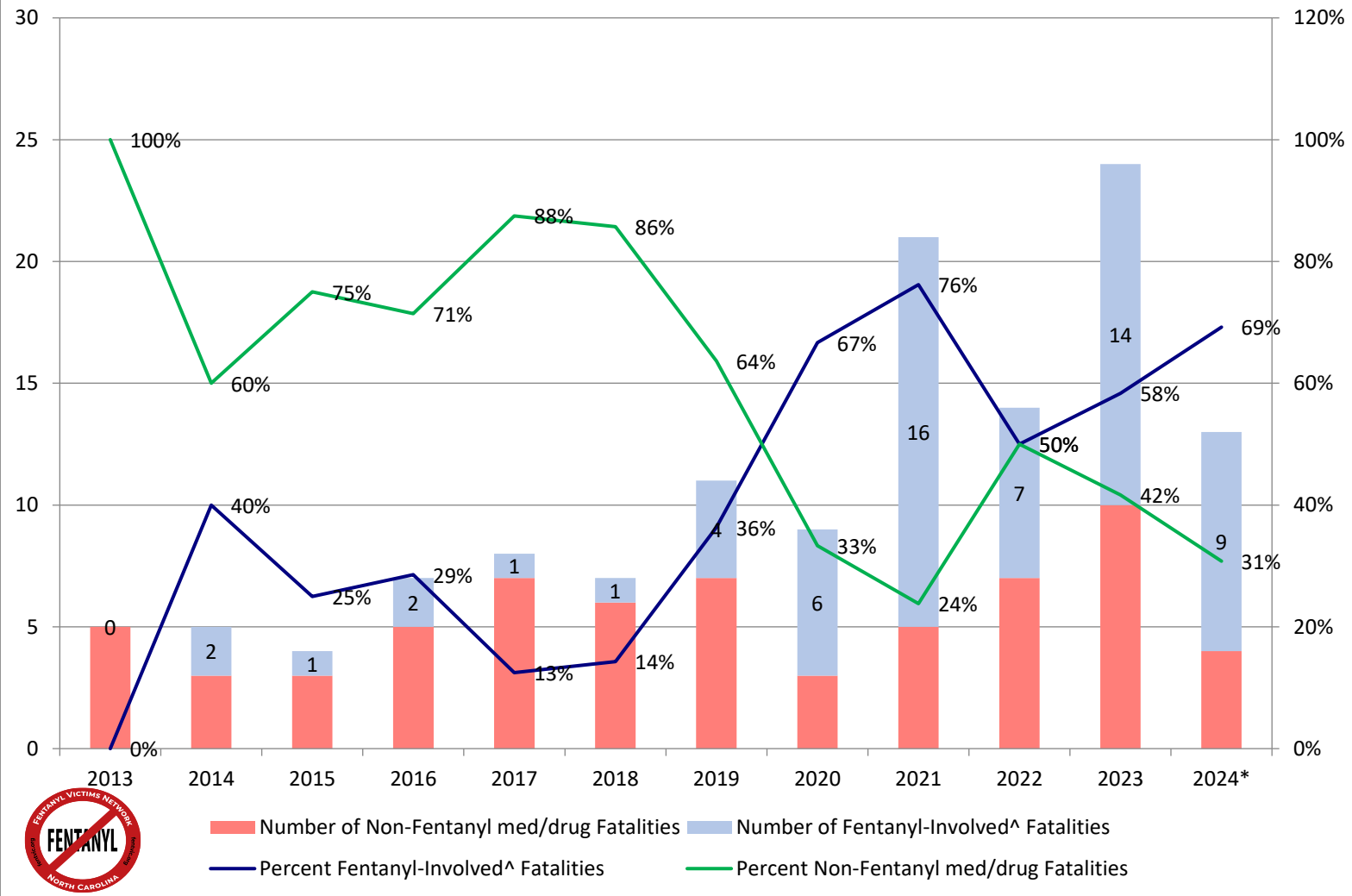
Limited to North Carolina Residents

*2024 data are provisional as of 01/15/26 and subject to change

^There is no individual code for fentanyl involvement on a death certificate; instead, the code T40.4 - an overdose involving an other synthetic narcotic is used as a proxy for fentanyl-involvement.

Fentanyl gets coded using the other synthetic narcotic code, but there may be other drugs included in this category; however, we know from toxicology data that the majority of deaths receiving this code involved fentanyl.

Cherokee County NC Fentanyl Involved Fatalities^ 2013-2024* Population: 30,373



Chowan County NC Fentanyl Involved Fatalities^ 2013-2024* Population: 13,891



	Total of All med/drug Fatalities	Number of Fentanyl-Involved^ Fatalities	Number of Non-Fentanyl med/drug Fatalities	Percent Fentanyl-Involved^ Fatalities	Percent Non-Fentanyl med/drug Fatalities
2013	7	1	6	14%	86%
2014	0	0	0	0%	0%
2015	3	2	1	67%	33%
2016	2	0	2	0%	100%
2017	5	4	1	80%	20%
2018	1	1	0	100%	0%
2019	5	1	4	20%	80%
2020	5	5	0	100%	0%
2021	4	2	2	50%	50%
2022	6	2	4	33%	67%
2023	12	12	0	100%	0%
2024*	3	0	3	0%	100%
Total 2013-2024*	53	30	23	57%	43%
NC STATEWIDE	32302	19650	12652	61%	39%

Note:

Number of deaths due to a medication and/or drug overdose of any intent, as well as the subset of overdoses which involved fentanyl^, by county

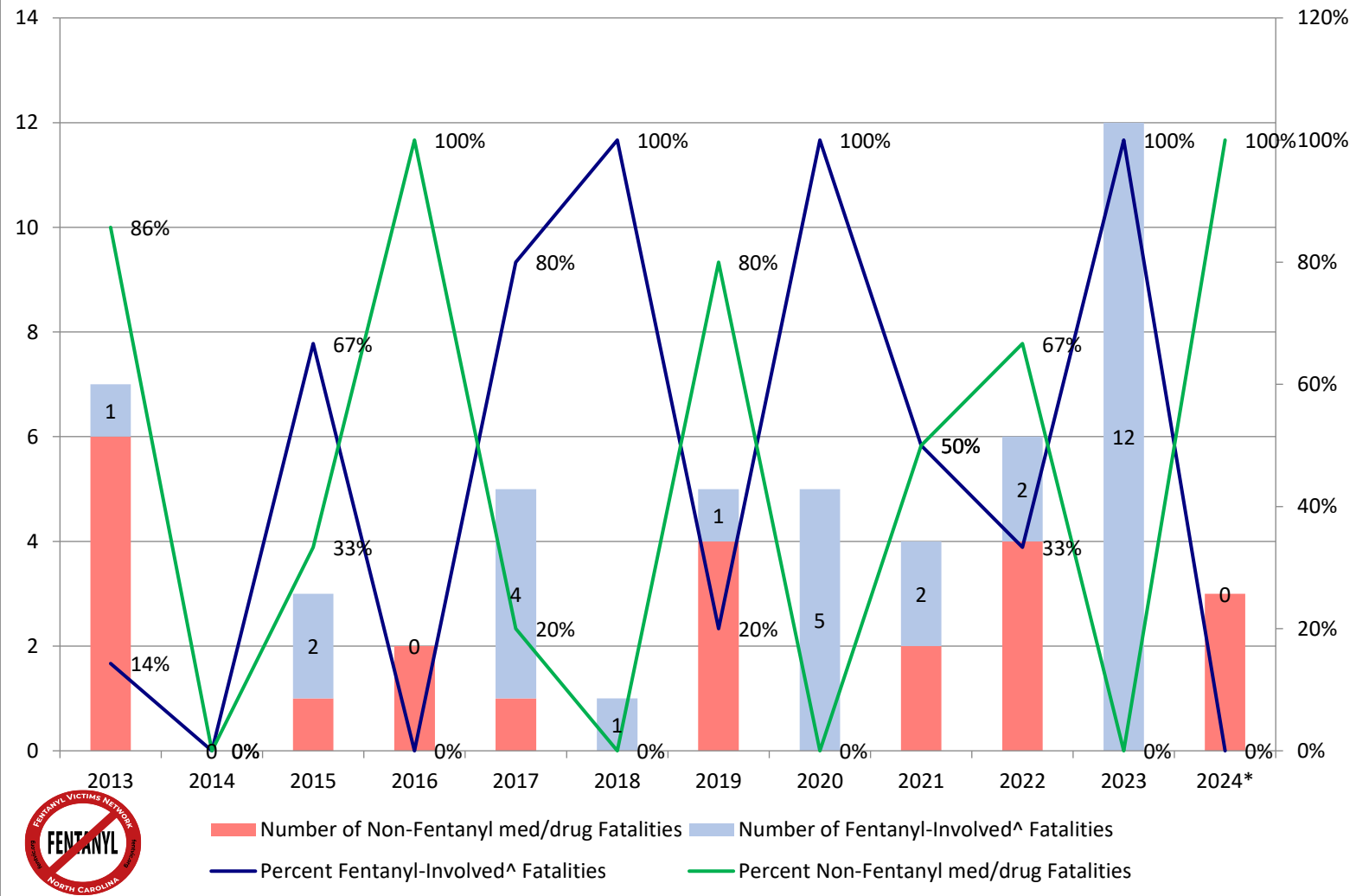
Limited to North Carolina Residents

*2024 data are provisional as of 01/15/26 and subject to change

^There is no individual code for fentanyl involvement on a death certificate; instead, the code T40.4 - an overdose involving an other synthetic narcotic is used as a proxy for fentanyl-involvement.

Fentanyl gets coded using the other synthetic narcotic code, but there may be other drugs included in this category; however, we know from toxicology data that the majority of deaths receiving this code involved fentanyl.

Chowan County NC Fentanyl Involved Fatalities^ 2013-2024* Population: 13,891



Clay County NC Fentanyl Involved Fatalities^ 2013-2024* Population: 12,042



	Total of All med/drug Fatalities	Number of Fentanyl-Involved^ Fatalities	Number of Non-Fentanyl med/drug Fatalities	Percent Fentanyl-Involved^ Fatalities	Percent Non-Fentanyl med/drug Fatalities
2013	4	1	3	25%	75%
2014	3	0	3	0%	100%
2015	0	0	0	0%	0%
2016	4	1	3	25%	75%
2017	3	1	2	33%	67%
2018	2	1	1	50%	50%
2019	4	1	3	25%	75%
2020	1	0	1	0%	100%
2021	8	5	3	63%	38%
2022	2	2	0	100%	0%
2023	3	3	0	100%	0%
2024*	4	2	2	50%	50%
Total 2013-2024*	38	17	21	45%	55%
NC STATEWIDE	32302	19650	12652	61%	39%

Note:

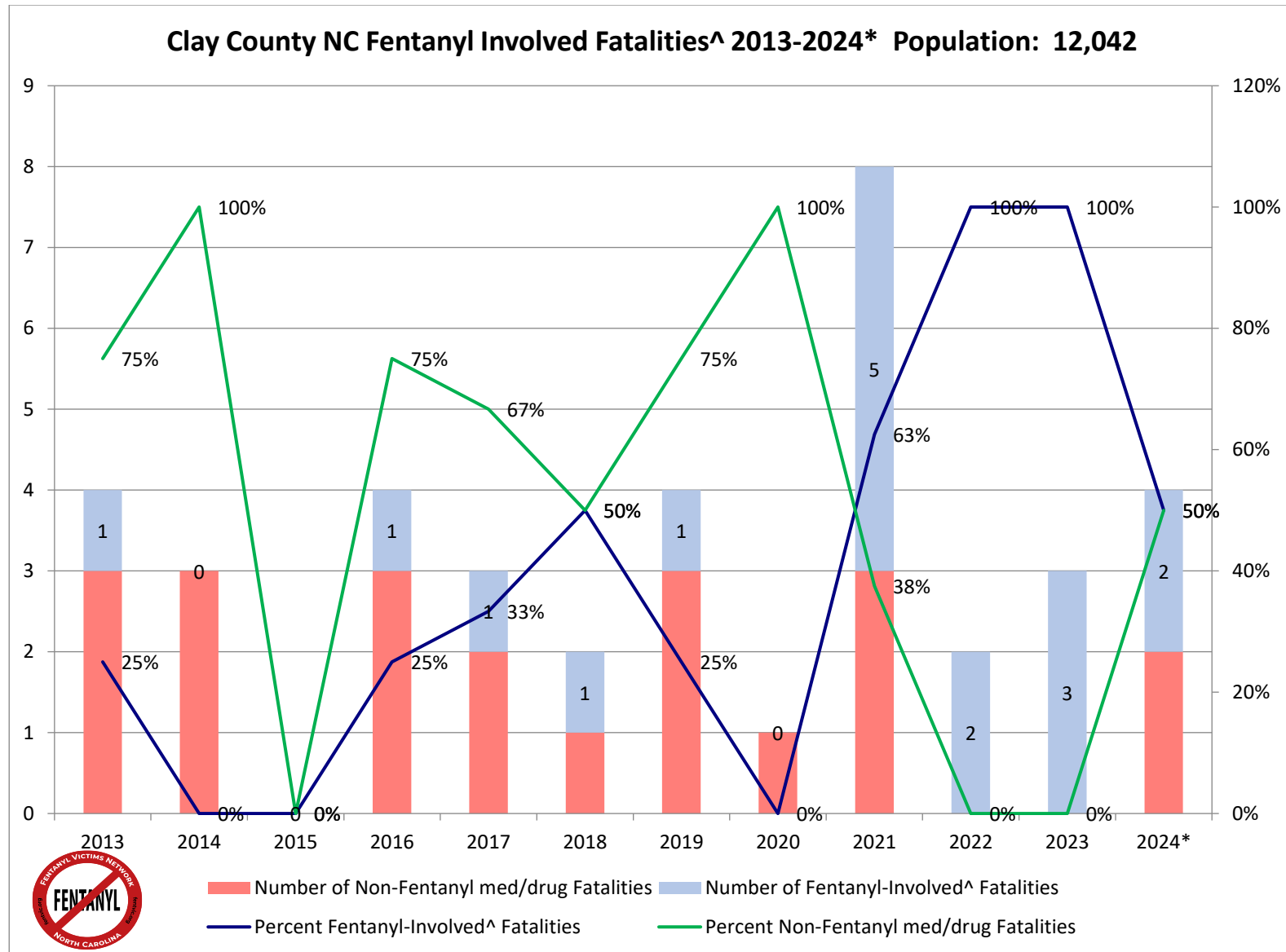
Number of deaths due to a medication and/or drug overdose of any intent, as well as the subset of overdoses which involved fentanyl^, by county

Limited to North Carolina Residents

*2024 data are provisional as of 01/15/26 and subject to change

^There is no individual code for fentanyl involvement on a death certificate; instead, the code T40.4 - an overdose involving an other synthetic narcotic is used as a proxy for fentanyl-involvement.

Fentanyl gets coded using the other synthetic narcotic code, but there may be other drugs included in this category; however, we know from toxicology data that the majority of deaths receiving this code involved fentanyl.



Cleveland County NC Fentanyl Involved Fatalities^ 2013-2024* Population: 102,194



	Total of All med/drug Fatalities	Number of Fentanyl-Involved^ Fatalities	Number of Non-Fentanyl med/drug Fatalities	Percent Fentanyl-Involved^ Fatalities	Percent Non-Fentanyl med/drug Fatalities
2013	15	3	12	20%	80%
2014	16	2	14	13%	88%
2015	29	3	26	10%	90%
2016	18	2	16	11%	89%
2017	12	5	7	42%	58%
2018	15	6	9	40%	60%
2019	17	4	13	24%	76%
2020	22	10	12	45%	55%
2021	23	12	11	52%	48%
2022	36	27	9	75%	25%
2023	53	37	16	70%	30%
2024*	24	19	5	79%	21%
Total 2013-2024*	280	130	150	46%	54%
NC STATEWIDE	32302	19650	12652	61%	39%

Note:

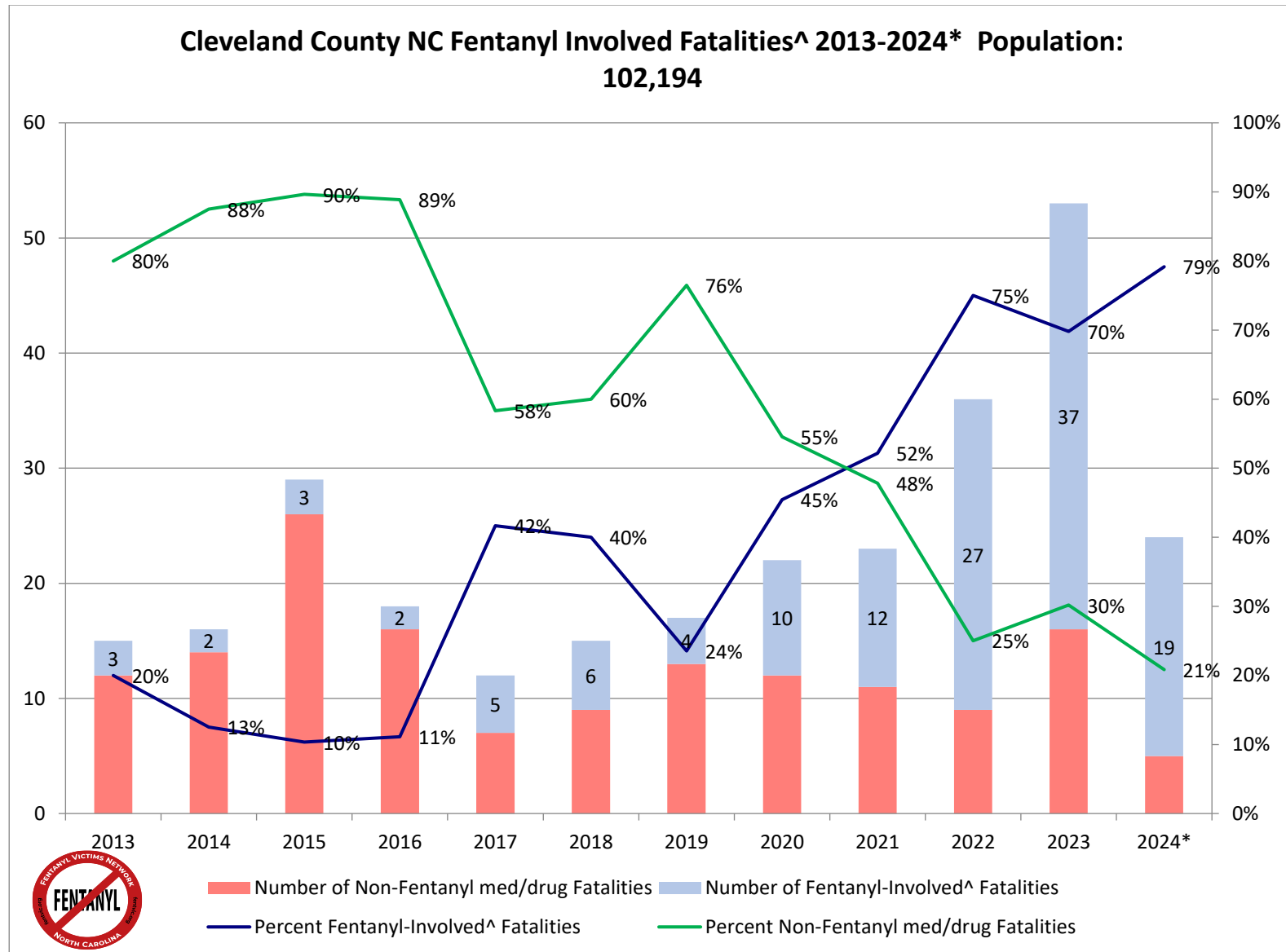
Number of deaths due to a medication and/or drug overdose of any intent, as well as the subset of overdoses which involved fentanyl^, by county

Limited to North Carolina Residents

*2024 data are provisional as of 01/15/26 and subject to change

^There is no individual code for fentanyl involvement on a death certificate; instead, the code T40.4 - an overdose involving an other synthetic narcotic is used as a proxy for fentanyl-involvement.

Fentanyl gets coded using the other synthetic narcotic code, but there may be other drugs included in this category; however, we know from toxicology data that the majority of deaths receiving this code involved fentanyl.



Columbus County NC Fentanyl Involved Fatalities^ 2013-2024* Population: 50,054



	Total of All med/drug Fatalities	Number of Fentanyl-Involved^ Fatalities	Number of Non-Fentanyl med/drug Fatalities	Percent Fentanyl-Involved^ Fatalities	Percent Non-Fentanyl med/drug Fatalities
2013	8	0	8	0%	100%
2014	11	2	9	18%	82%
2015	8	4	4	50%	50%
2016	17	6	11	35%	65%
2017	14	9	5	64%	36%
2018	10	2	8	20%	80%
2019	7	3	4	43%	57%
2020	26	16	10	62%	38%
2021	37	33	4	89%	11%
2022	23	18	5	78%	22%
2023	28	22	6	79%	21%
2024*	17	12	5	71%	29%
Total 2013-2024*	206	127	79	62%	38%
NC STATEWIDE	32302	19650	12652	61%	39%

Note:

Number of deaths due to a medication and/or drug overdose of any intent, as well as the subset of overdoses which involved fentanyl^, by county

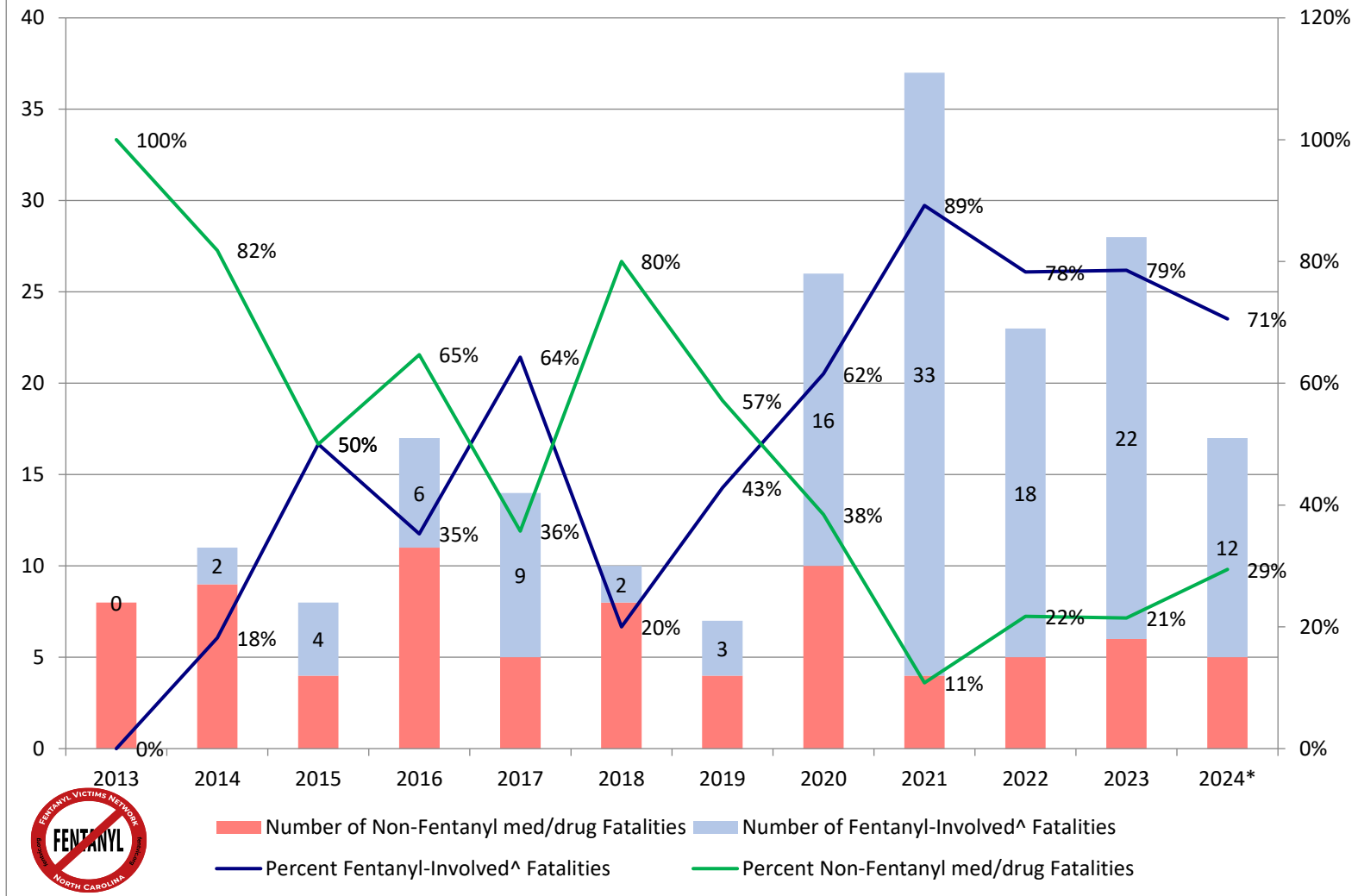
Limited to North Carolina Residents

*2024 data are provisional as of 01/15/26 and subject to change

^There is no individual code for fentanyl involvement on a death certificate; instead, the code T40.4 - an overdose involving an other synthetic narcotic is used as a proxy for fentanyl-involvement.

Fentanyl gets coded using the other synthetic narcotic code, but there may be other drugs included in this category; however, we know from toxicology data that the majority of deaths receiving this code involved fentanyl.

Columbus County NC Fentanyl Involved Fatalities^ 2013-2024* Population: 50,054



Craven County NC Fentanyl Involved Fatalities^ 2013-2024* Population: 104,167



	Total of All med/drug Fatalities	Number of Fentanyl-Involved^ Fatalities	Number of Non-Fentanyl med/drug Fatalities	Percent Fentanyl-Involved^ Fatalities	Percent Non-Fentanyl med/drug Fatalities
2013	17	2	15	12%	88%
2014	19	1	18	5%	95%
2015	30	8	22	27%	73%
2016	37	17	20	46%	54%
2017	42	26	16	62%	38%
2018	34	26	8	76%	24%
2019	45	29	16	64%	36%
2020	52	40	12	77%	23%
2021	64	57	7	89%	11%
2022	90	72	18	80%	20%
2023	81	71	10	88%	12%
2024*	29	20	9	69%	31%
Total 2013-2024*	540	369	171	68%	32%
NC STATEWIDE	32302	19650	12652	61%	39%

Note:

Number of deaths due to a medication and/or drug overdose of any intent, as well as the subset of overdoses which involved fentanyl^, by county

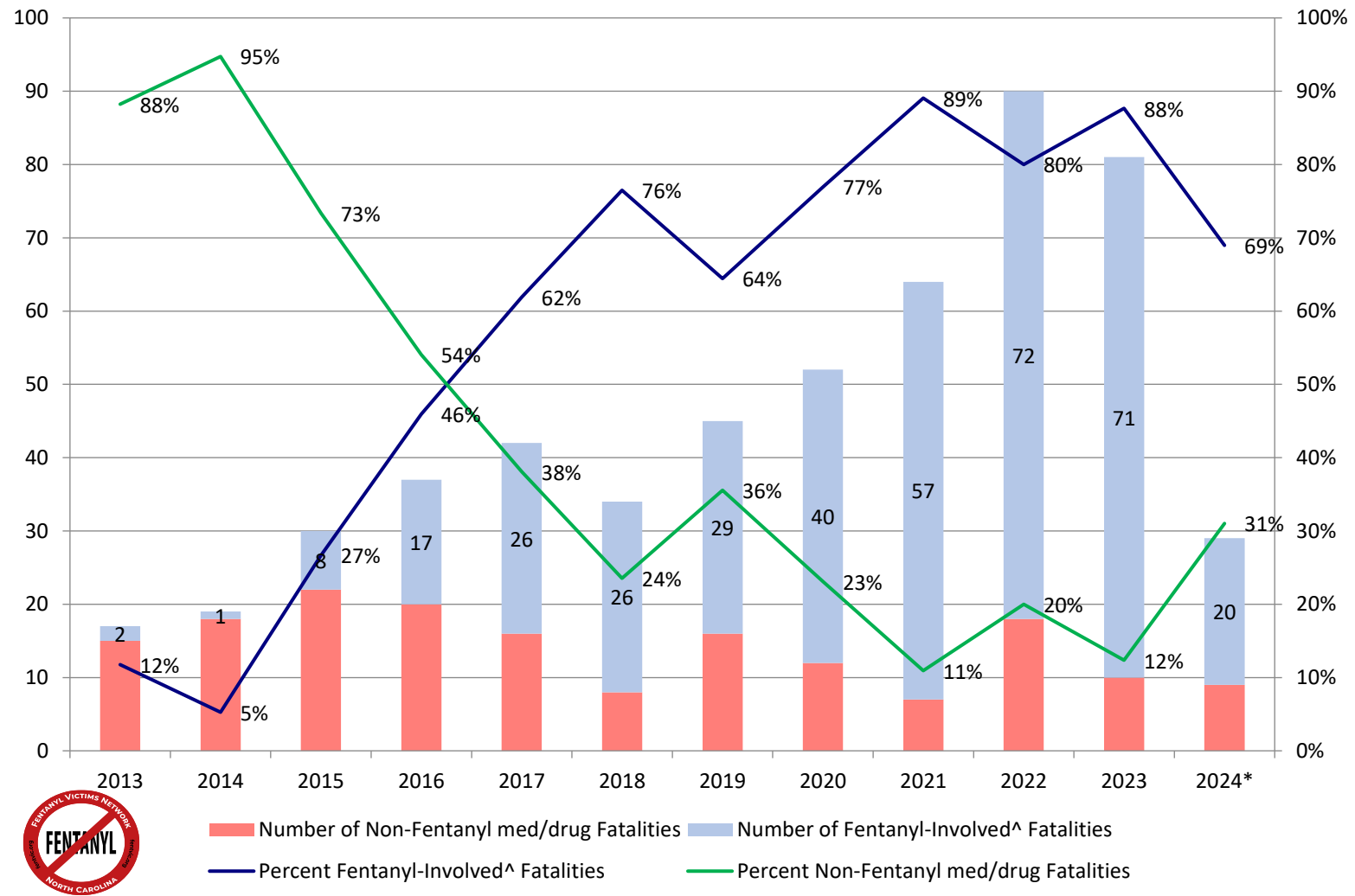
Limited to North Carolina Residents

*2024 data are provisional as of 01/15/26 and subject to change

^There is no individual code for fentanyl involvement on a death certificate; instead, the code T40.4 - an overdose involving an other synthetic narcotic is used as a proxy for fentanyl-involvement.

Fentanyl gets coded using the other synthetic narcotic code, but there may be other drugs included in this category; however, we know from toxicology data that the majority of deaths receiving this code involved fentanyl.

Craven County NC Fentanyl Involved Fatalities^ 2013-2024* Population: 104,167



Cumberland County NC Fentanyl Involved Fatalities^ 2013-2024* Population: 338,430



	Total of All med/drug Fatalities	Number of Fentanyl-Involved^ Fatalities	Number of Non-Fentanyl med/drug Fatalities	Percent Fentanyl-Involved^ Fatalities	Percent Non-Fentanyl med/drug Fatalities
2013	41	3	38	7%	93%
2014	43	5	38	12%	88%
2015	54	16	38	30%	70%
2016	62	24	38	39%	61%
2017	106	52	54	49%	51%
2018	88	48	40	55%	45%
2019	97	65	32	67%	33%
2020	163	129	34	79%	21%
2021	214	177	37	83%	17%
2022	186	147	39	79%	21%
2023	190	142	48	75%	25%
2024*	134	96	38	72%	28%
Total 2013-2024*	1378	904	474	66%	34%
NC STATEWIDE	32302	19650	12652	61%	39%

Note:

Number of deaths due to a medication and/or drug overdose of any intent, as well as the subset of overdoses which involved fentanyl^, by county

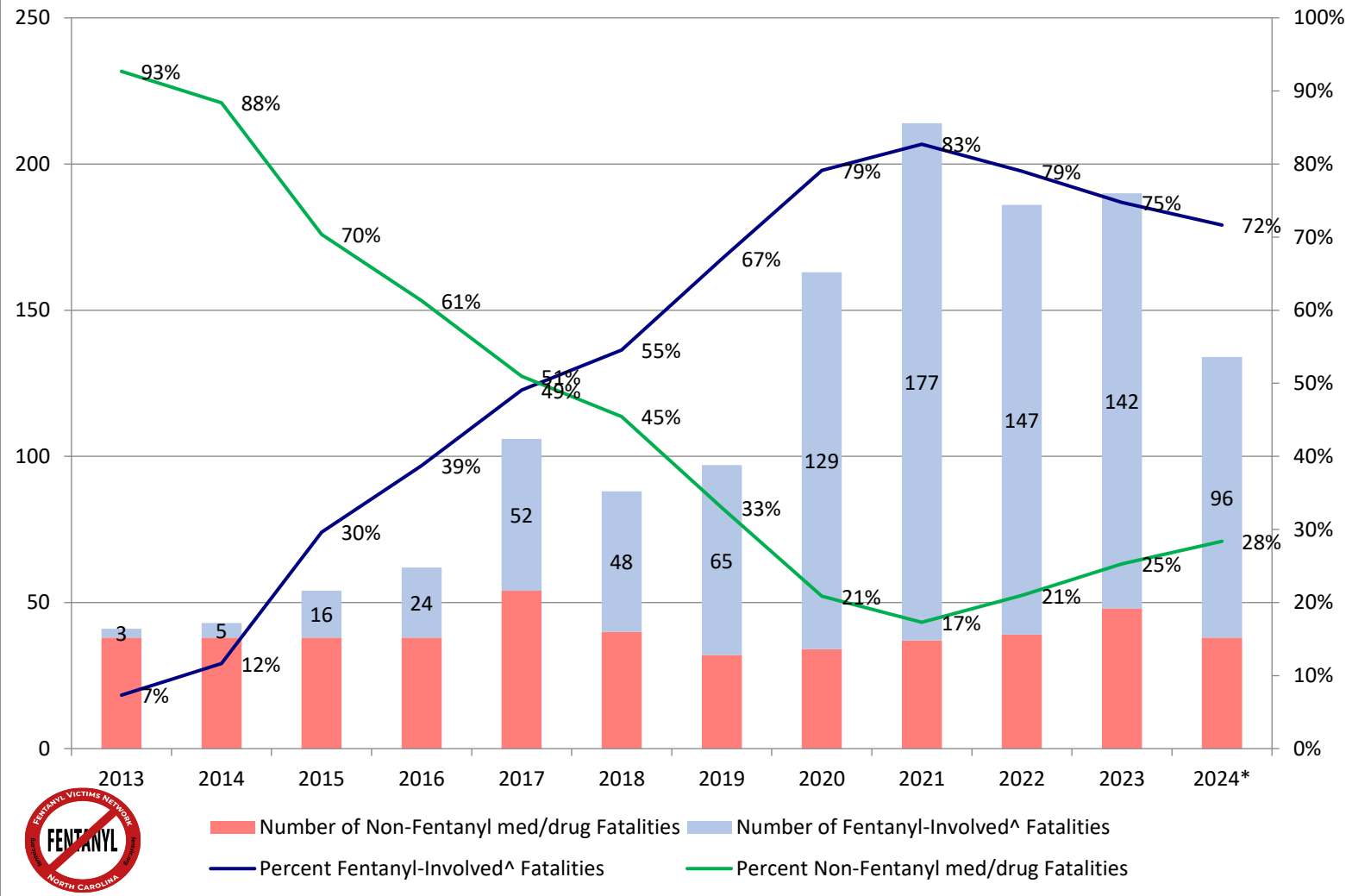
Limited to North Carolina Residents

*2024 data are provisional as of 01/15/26 and subject to change

^There is no individual code for fentanyl involvement on a death certificate; instead, the code T40.4 - an overdose involving an other synthetic narcotic is used as a proxy for fentanyl-involvement.

Fentanyl gets coded using the other synthetic narcotic code, but there may be other drugs included in this category; however, we know from toxicology data that the majority of deaths receiving this code involved fentanyl.

Cumberland County NC Fentanyl Involved Fatalities^ 2013-2024* Population: 338,430



Currituck County NC Fentanyl Involved Fatalities^ 2013-2024* Population: 32,278



	Total of All med/drug Fatalities	Number of Fentanyl-Involved^ Fatalities	Number of Non-Fentanyl med/drug Fatalities	Percent Fentanyl-Involved^ Fatalities	Percent Non-Fentanyl med/drug Fatalities
2013	0	0	0	0%	0%
2014	3	0	3	0%	100%
2015	6	2	4	33%	67%
2016	7	3	4	43%	57%
2017	9	4	5	44%	56%
2018	7	4	3	57%	43%
2019	7	4	3	57%	43%
2020	14	11	3	79%	21%
2021	9	8	1	89%	11%
2022	8	6	2	75%	25%
2023	3	3	0	100%	0%
2024*	10	8	2	80%	20%
Total 2013-2024*	83	53	30	64%	36%
NC STATEWIDE	32302	19650	12652	61%	39%

Note:

Number of deaths due to a medication and/or drug overdose of any intent, as well as the subset of overdoses which involved fentanyl^, by county

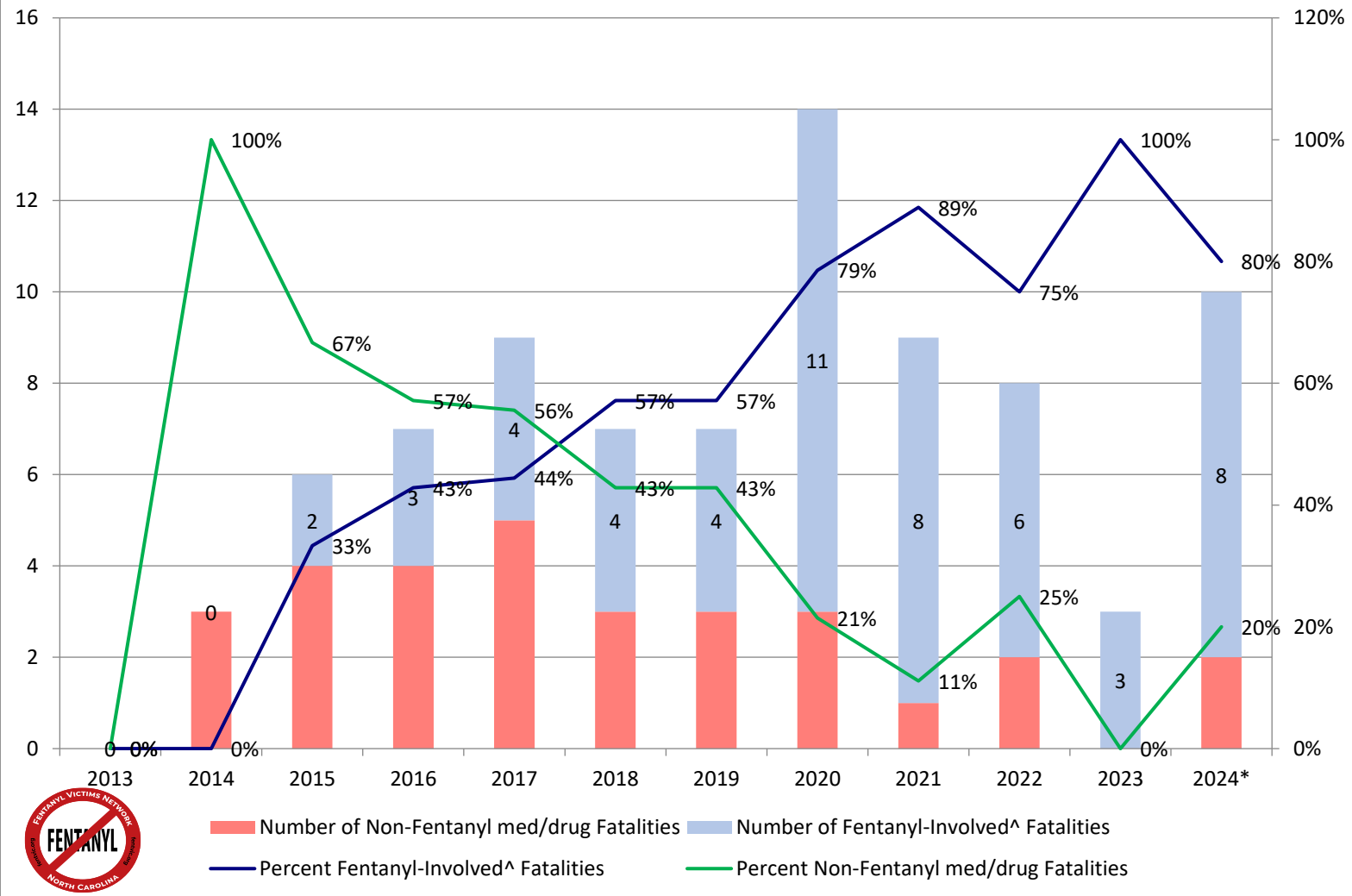
Limited to North Carolina Residents

*2024 data are provisional as of 01/15/26 and subject to change

^There is no individual code for fentanyl involvement on a death certificate; instead, the code T40.4 - an overdose involving an other synthetic narcotic is used as a proxy for fentanyl-involvement.

Fentanyl gets coded using the other synthetic narcotic code, but there may be other drugs included in this category; however, we know from toxicology data that the majority of deaths receiving this code involved fentanyl.

Currituck County NC Fentanyl Involved Fatalities^ 2013-2024* Population: 32,278



Dare County NC Fentanyl Involved Fatalities^ 2013-2024* Population: 38,183



	Total of All med/drug Fatalities	Number of Fentanyl-Involved^ Fatalities	Number of Non-Fentanyl med/drug Fatalities	Percent Fentanyl-Involved^ Fatalities	Percent Non-Fentanyl med/drug Fatalities
2013	5	0	5	0%	100%
2014	10	1	9	10%	90%
2015	6	3	3	50%	50%
2016	5	3	2	60%	40%
2017	15	8	7	53%	47%
2018	16	9	7	56%	44%
2019	16	13	3	81%	19%
2020	16	10	6	63%	38%
2021	17	14	3	82%	18%
2022	20	17	3	85%	15%
2023	4	1	3	25%	75%
2024*	7	5	2	71%	29%
Total 2013-2024*	137	84	53	61%	39%
NC STATEWIDE	32302	19650	12652	61%	39%

Note:

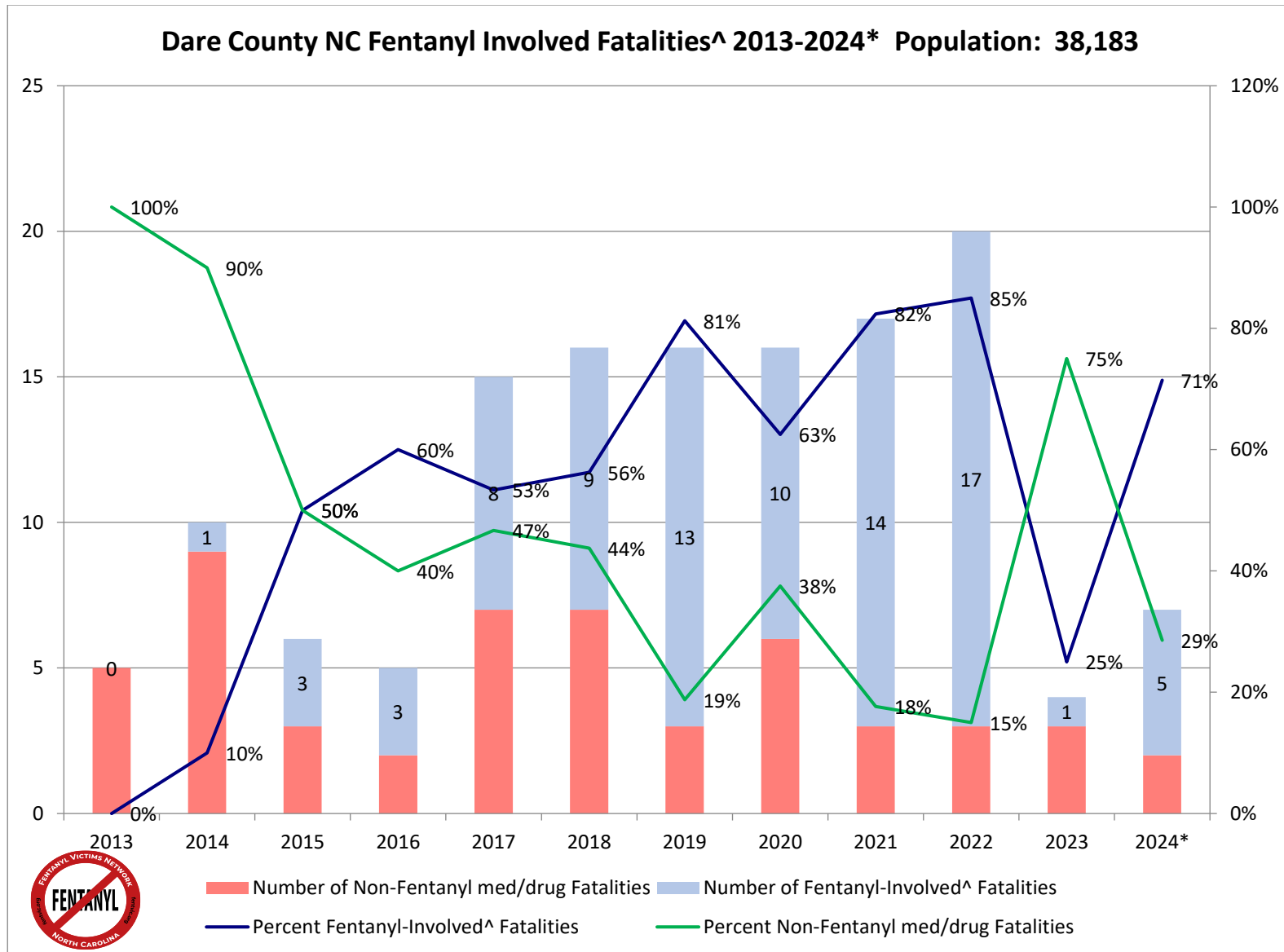
Number of deaths due to a medication and/or drug overdose of any intent, as well as the subset of overdoses which involved fentanyl^, by county

Limited to North Carolina Residents

*2024 data are provisional as of 01/15/26 and subject to change

^There is no individual code for fentanyl involvement on a death certificate; instead, the code T40.4 - an overdose involving an other synthetic narcotic is used as a proxy for fentanyl-involvement.

Fentanyl gets coded using the other synthetic narcotic code, but there may be other drugs included in this category; however, we know from toxicology data that the majority of deaths receiving this code involved fentanyl.



Davidson County NC Fentanyl Involved Fatalities^ 2013-2024* Population: 177,809



	Total of All med/drug Fatalities	Number of Fentanyl-Involved^ Fatalities	Number of Non-Fentanyl med/drug Fatalities	Percent Fentanyl-Involved^ Fatalities	Percent Non-Fentanyl med/drug Fatalities
2013	33	2	31	6%	94%
2014	32	9	23	28%	72%
2015	26	3	23	12%	88%
2016	41	6	35	15%	85%
2017	56	29	27	52%	48%
2018	45	21	24	47%	53%
2019	49	35	14	71%	29%
2020	98	73	25	74%	26%
2021	119	99	20	83%	17%
2022	101	83	18	82%	18%
2023	102	81	21	79%	21%
2024*	51	43	8	84%	16%
Total 2013-2024*	753	484	269	64%	36%
NC STATEWIDE	32302	19650	12652	61%	39%

Note:

Number of deaths due to a medication and/or drug overdose of any intent, as well as the subset of overdoses which involved fentanyl^, by county

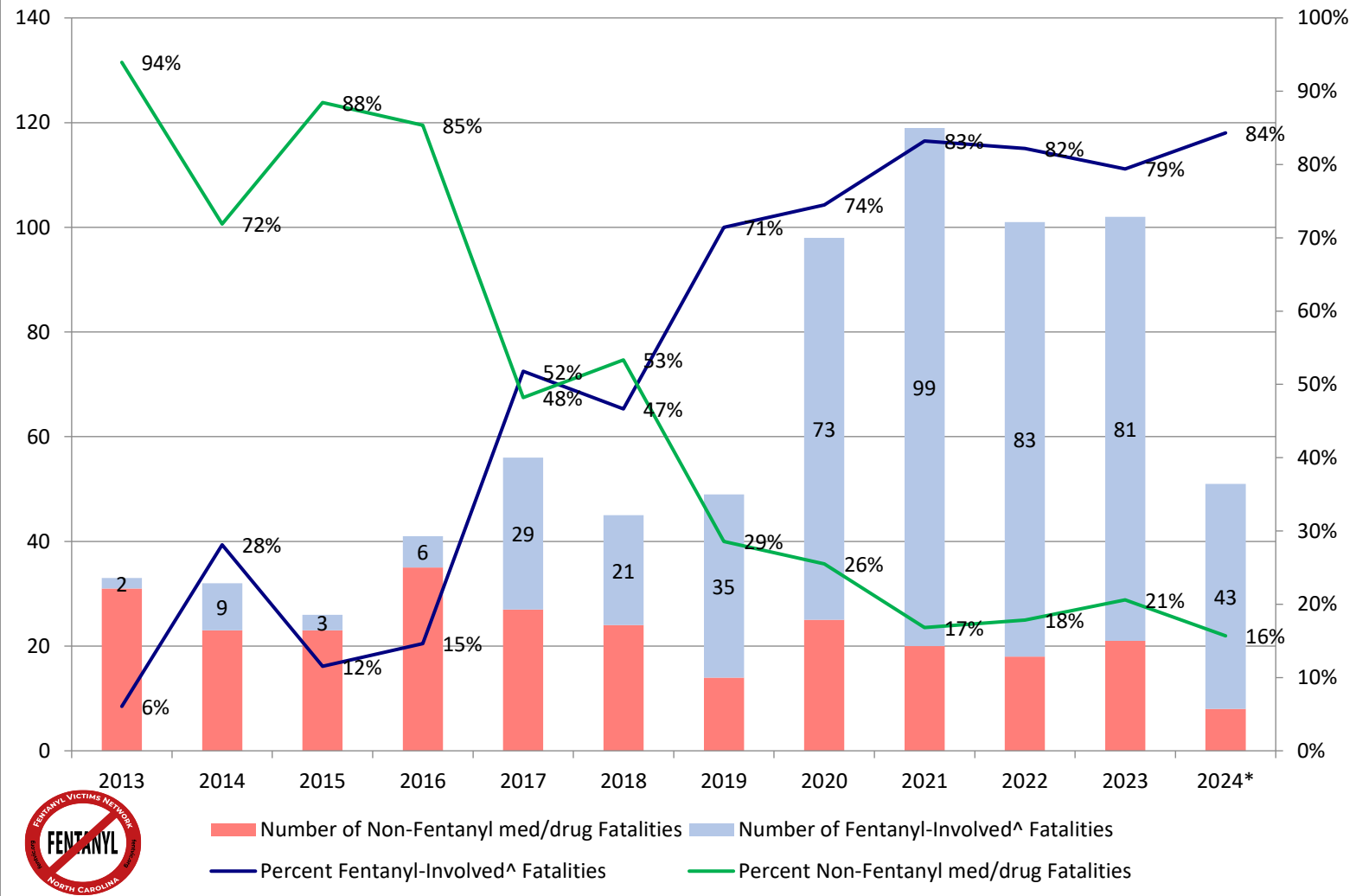
Limited to North Carolina Residents

*2024 data are provisional as of 01/15/26 and subject to change

^There is no individual code for fentanyl involvement on a death certificate; instead, the code T40.4 - an overdose involving an other synthetic narcotic is used as a proxy for fentanyl-involvement.

Fentanyl gets coded using the other synthetic narcotic code, but there may be other drugs included in this category; however, we know from toxicology data that the majority of deaths receiving this code involved fentanyl.

**Davidson County NC Fentanyl Involved Fatalities^ 2013-2024* Population:
177,809**



Davie County NC Fentanyl Involved Fatalities^ 2013-2024* Population: 45,383



	Total of All med/drug Fatalities	Number of Fentanyl-Involved^ Fatalities	Number of Non-Fentanyl med/drug Fatalities	Percent Fentanyl-Involved^ Fatalities	Percent Non-Fentanyl med/drug Fatalities
2013	7	0	7	0%	100%
2014	6	0	6	0%	100%
2015	4	1	3	25%	75%
2016	17	2	15	12%	88%
2017	8	4	4	50%	50%
2018	8	7	1	88%	13%
2019	6	2	4	33%	67%
2020	14	11	3	79%	21%
2021	20	18	2	90%	10%
2022	20	17	3	85%	15%
2023	16	15	1	94%	6%
2024*	15	6	9	40%	60%
Total 2013-2024*	141	83	58	59%	41%
NC STATEWIDE	32302	19650	12652	61%	39%

Note:

Number of deaths due to a medication and/or drug overdose of any intent, as well as the subset of overdoses which involved fentanyl^, by county

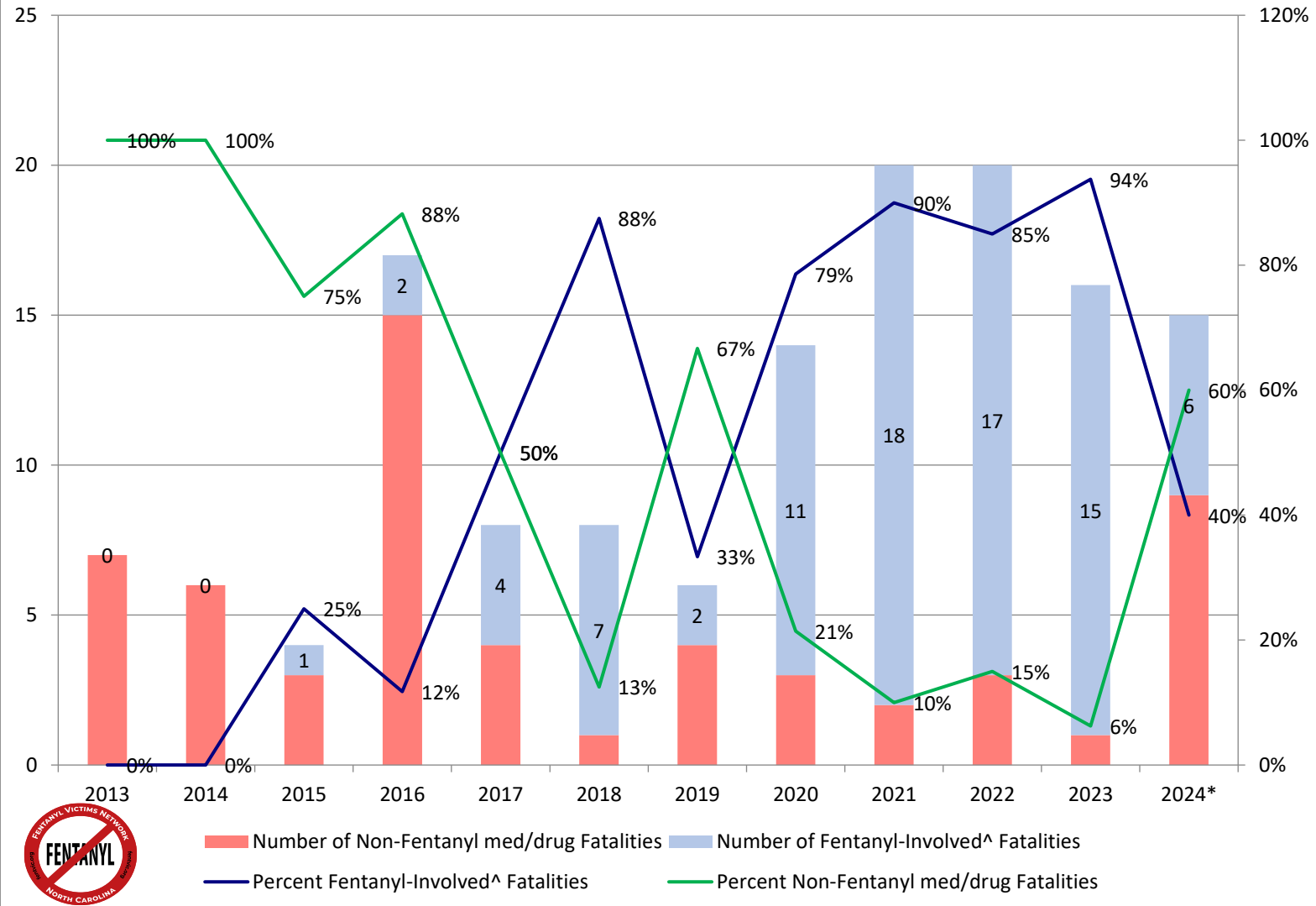
Limited to North Carolina Residents

*2024 data are provisional as of 01/15/26 and subject to change

^There is no individual code for fentanyl involvement on a death certificate; instead, the code T40.4 - an overdose involving an other synthetic narcotic is used as a proxy for fentanyl-involvement.

Fentanyl gets coded using the other synthetic narcotic code, but there may be other drugs included in this category; however, we know from toxicology data that the majority of deaths receiving this code involved fentanyl.

Davie County NC Fentanyl Involved Fatalities^ 2013-2024* Population: 45,383



Duplin County NC Fentanyl Involved Fatalities^ 2013-2024* Population: 50,539



	Total of All med/drug Fatalities	Number of Fentanyl-Involved^ Fatalities	Number of Non-Fentanyl med/drug Fatalities	Percent Fentanyl-Involved^ Fatalities	Percent Non-Fentanyl med/drug Fatalities
2013	5	1	4	20%	80%
2014	6	0	6	0%	100%
2015	6	2	4	33%	67%
2016	3	0	3	0%	100%
2017	4	2	2	50%	50%
2018	7	1	6	14%	86%
2019	8	3	5	38%	63%
2020	15	7	8	47%	53%
2021	21	12	9	57%	43%
2022	15	10	5	67%	33%
2023	16	11	5	69%	31%
2024*	14	11	3	79%	21%
Total 2013-2024*	120	60	60	50%	50%
NC STATEWIDE	32302	19650	12652	61%	39%

Note:

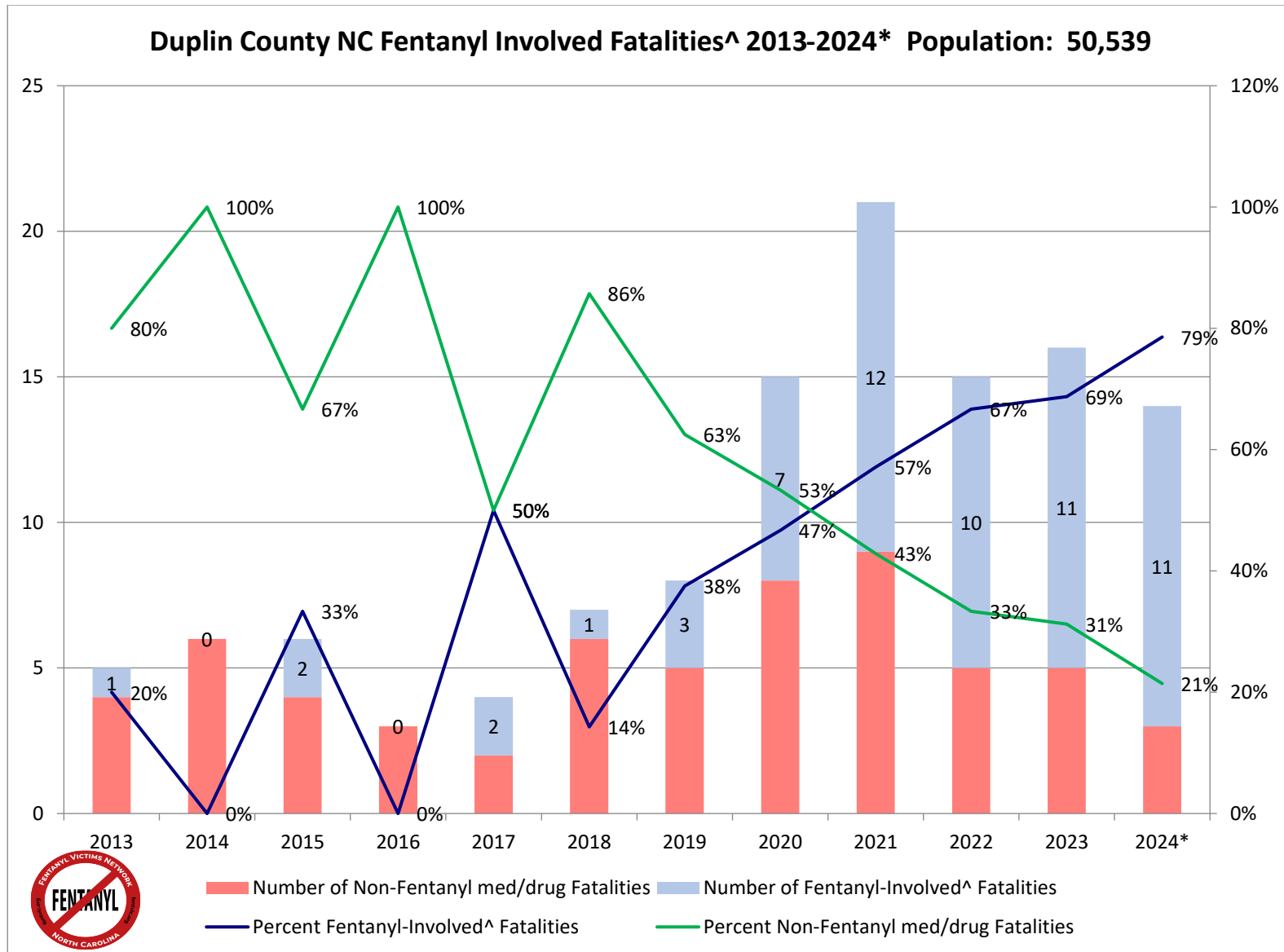
Number of deaths due to a medication and/or drug overdose of any intent, as well as the subset of overdoses which involved fentanyl^, by county

Limited to North Carolina Residents

*2024 data are provisional as of 01/15/26 and subject to change

^There is no individual code for fentanyl involvement on a death certificate; instead, the code T40.4 - an overdose involving an other synthetic narcotic is used as a proxy for fentanyl-involvement.

Fentanyl gets coded using the other synthetic narcotic code, but there may be other drugs included in this category; however, we know from toxicology data that the majority of deaths receiving this code involved fentanyl.



Durham County NC Fentanyl Involved Fatalities^ 2013-2024* Population: 343,628



	Total of All med/drug Fatalities	Number of Fentanyl-Involved^ Fatalities	Number of Non-Fentanyl med/drug Fatalities	Percent Fentanyl-Involved^ Fatalities	Percent Non-Fentanyl med/drug Fatalities
2013	24	5	19	21%	79%
2014	25	4	21	16%	84%
2015	25	9	16	36%	64%
2016	33	6	27	18%	82%
2017	54	25	29	46%	54%
2018	55	25	30	45%	55%
2019	44	21	23	48%	52%
2020	82	58	24	71%	29%
2021	108	90	18	83%	17%
2022	132	98	34	74%	26%
2023	137	107	30	78%	22%
2024*	90	55	35	61%	39%
Total 2013-2024*	809	503	306	62%	38%
NC STATEWIDE	32302	19650	12652	61%	39%

Note:

Number of deaths due to a medication and/or drug overdose of any intent, as well as the subset of overdoses which involved fentanyl^, by county

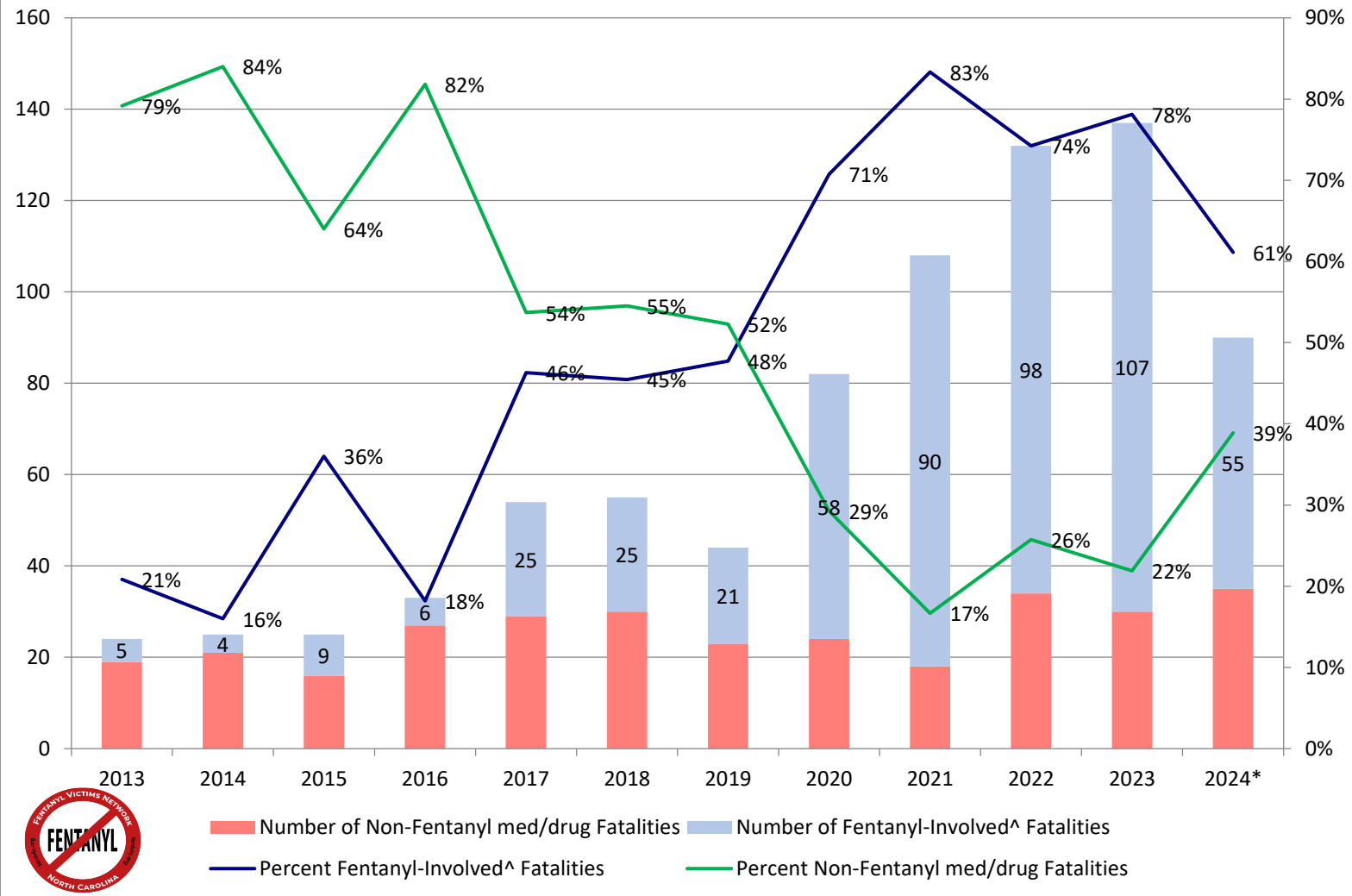
Limited to North Carolina Residents

*2024 data are provisional as of 01/15/26 and subject to change

^There is no individual code for fentanyl involvement on a death certificate; instead, the code T40.4 - an overdose involving an other synthetic narcotic is used as a proxy for fentanyl-involvement.

Fentanyl gets coded using the other synthetic narcotic code, but there may be other drugs included in this category; however, we know from toxicology data that the majority of deaths receiving this code involved fentanyl.

Durham County NC Fentanyl Involved Fatalities^ 2013-2024* Population: 343,628



Edgecombe County NC Fentanyl Involved Fatalities^ 2013-2024* Population: 49,124



	Total of All med/drug Fatalities	Number of Fentanyl-Involved^ Fatalities	Number of Non-Fentanyl med/drug Fatalities	Percent Fentanyl-Involved^ Fatalities	Percent Non-Fentanyl med/drug Fatalities
2013	11	2	9	18%	82%
2014	8	3	5	38%	63%
2015	8	2	6	25%	75%
2016	12	1	11	8%	92%
2017	11	2	9	18%	82%
2018	12	8	4	67%	33%
2019	18	8	10	44%	56%
2020	19	16	3	84%	16%
2021	25	18	7	72%	28%
2022	26	21	5	81%	19%
2023	32	28	4	88%	13%
2024*	25	19	6	76%	24%
Total 2013-2024*	207	128	79	62%	38%
NC STATEWIDE	32302	19650	12652	61%	39%

Note:

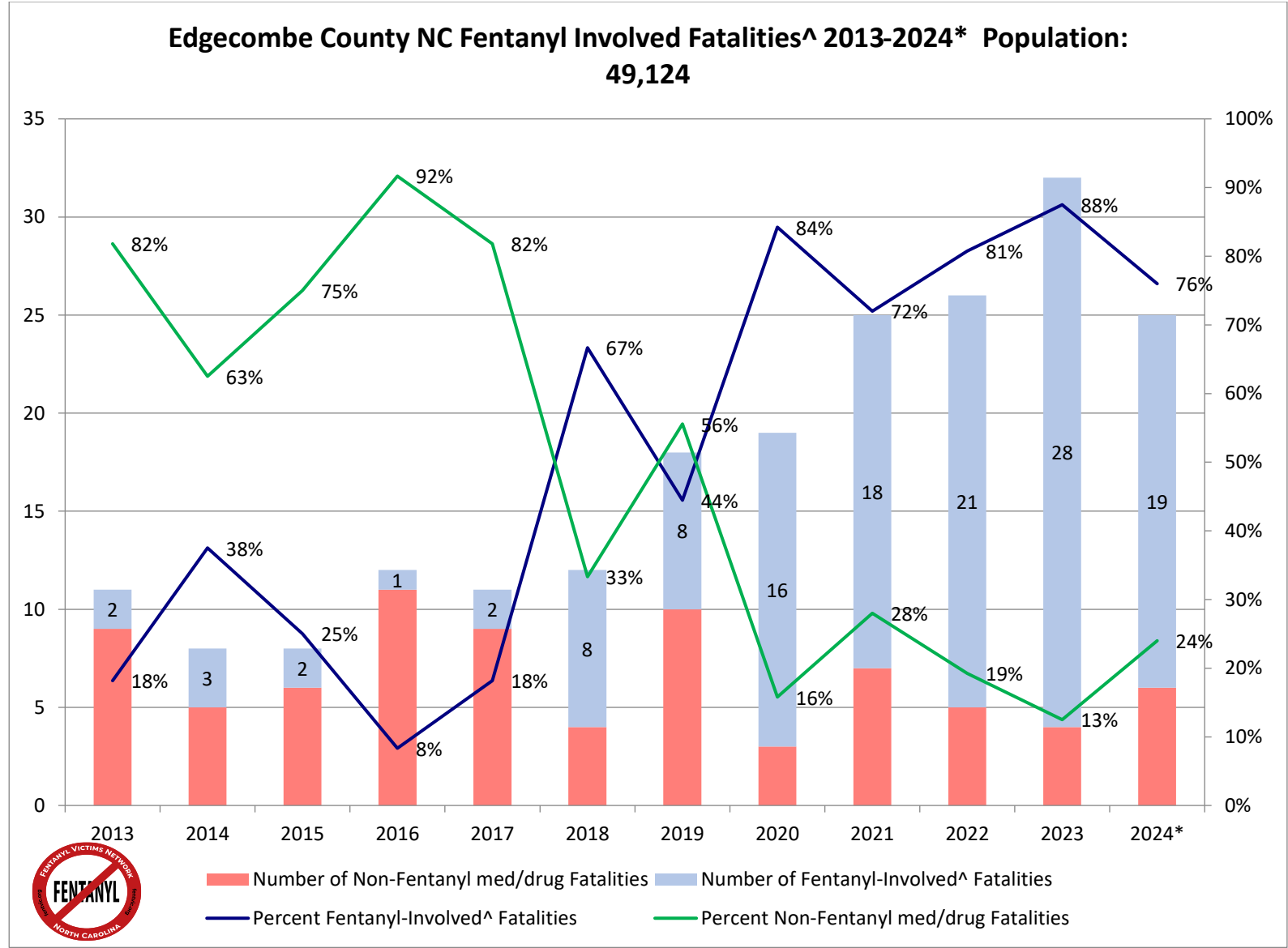
Number of deaths due to a medication and/or drug overdose of any intent, as well as the subset of overdoses which involved fentanyl^, by county

Limited to North Carolina Residents

*2024 data are provisional as of 01/15/26 and subject to change

^There is no individual code for fentanyl involvement on a death certificate; instead, the code T40.4 - an overdose involving an other synthetic narcotic is used as a proxy for fentanyl-involvement.

Fentanyl gets coded using the other synthetic narcotic code, but there may be other drugs included in this category; however, we know from toxicology data that the majority of deaths receiving this code involved fentanyl.



Forsyth County NC Fentanyl Involved Fatalities^ 2013-2024* Population: 398,143



	Total of All med/drug Fatalities	Number of Fentanyl-Involved^ Fatalities	Number of Non-Fentanyl med/drug Fatalities	Percent Fentanyl-Involved^ Fatalities	Percent Non-Fentanyl med/drug Fatalities
2013	44	6	38	14%	86%
2014	58	10	48	17%	83%
2015	70	9	61	13%	87%
2016	79	14	65	18%	82%
2017	85	31	54	36%	64%
2018	107	72	35	67%	33%
2019	100	60	40	60%	40%
2020	130	94	36	72%	28%
2021	149	124	25	83%	17%
2022	186	150	36	81%	19%
2023	157	127	30	81%	19%
2024*	98	70	28	71%	29%
Total 2013-2024*	1263	767	496	61%	39%
NC STATEWIDE	32302	19650	12652	61%	39%

Note:

Number of deaths due to a medication and/or drug overdose of any intent, as well as the subset of overdoses which involved fentanyl^, by county

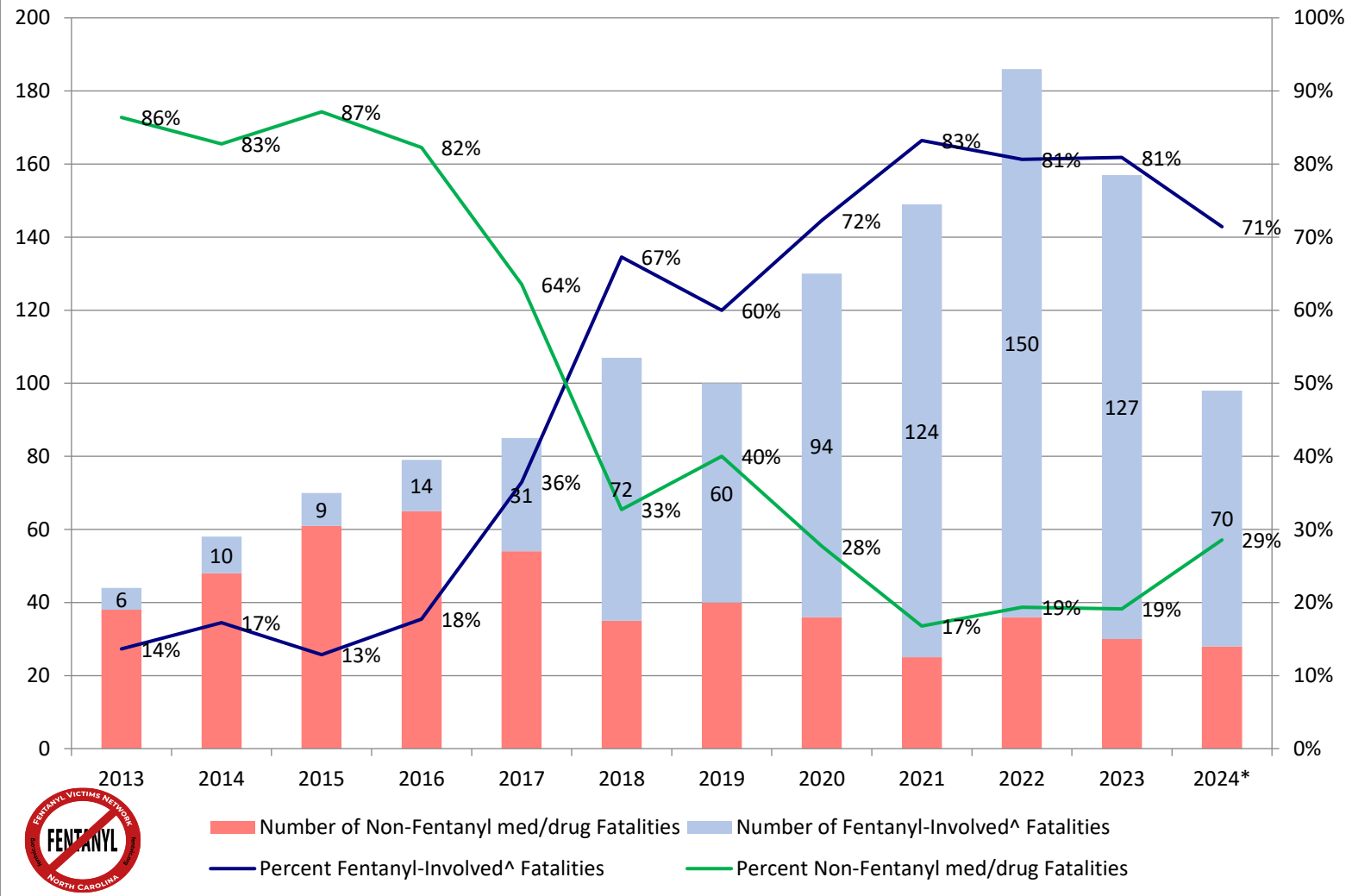
Limited to North Carolina Residents

*2024 data are provisional as of 01/15/26 and subject to change

^There is no individual code for fentanyl involvement on a death certificate; instead, the code T40.4 - an overdose involving an other synthetic narcotic is used as a proxy for fentanyl-involvement.

Fentanyl gets coded using the other synthetic narcotic code, but there may be other drugs included in this category; however, we know from toxicology data that the majority of deaths receiving this code involved fentanyl.

**Forsyth County NC Fentanyl Involved Fatalities^ 2013-2024* Population:
398,143**



Franklin County NC Fentanyl Involved Fatalities^ 2013-2024* Population: 79,771



	Total of All med/drug Fatalities	Number of Fentanyl-Involved^ Fatalities	Number of Non-Fentanyl med/drug Fatalities	Percent Fentanyl-Involved^ Fatalities	Percent Non-Fentanyl med/drug Fatalities
2013	9	0	9	0%	100%
2014	6	0	6	0%	100%
2015	8	2	6	25%	75%
2016	12	2	10	17%	83%
2017	12	6	6	50%	50%
2018	22	17	5	77%	23%
2019	22	14	8	64%	36%
2020	17	12	5	71%	29%
2021	24	16	8	67%	33%
2022	30	24	6	80%	20%
2023	29	20	9	69%	31%
2024*	21	15	6	71%	29%
Total 2013-2024*	212	128	84	60%	40%
NC STATEWIDE	32302	19650	12652	61%	39%

Note:

Number of deaths due to a medication and/or drug overdose of any intent, as well as the subset of overdoses which involved fentanyl^, by county

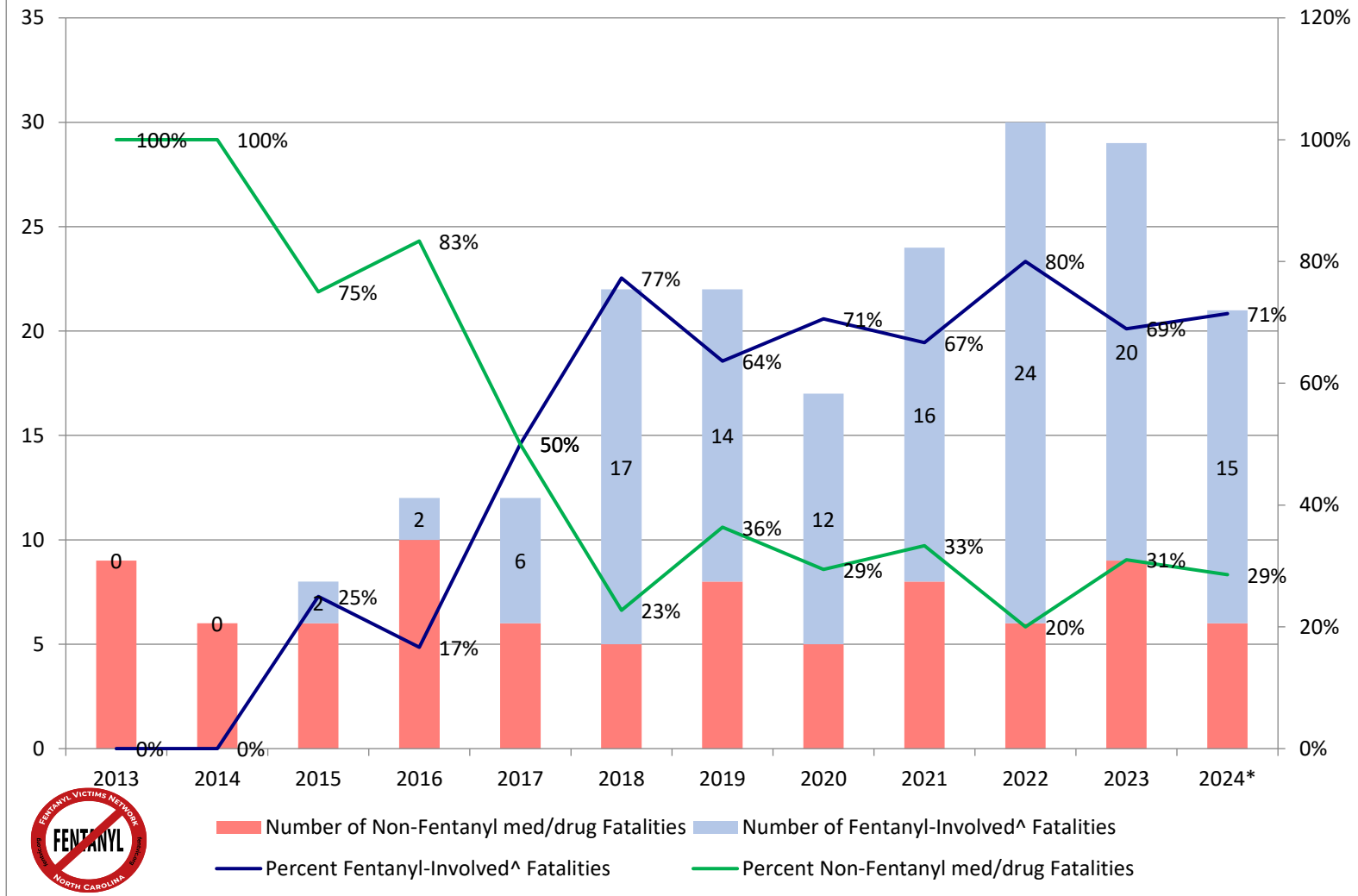
Limited to North Carolina Residents

*2024 data are provisional as of 01/15/26 and subject to change

^There is no individual code for fentanyl involvement on a death certificate; instead, the code T40.4 - an overdose involving an other synthetic narcotic is used as a proxy for fentanyl-involvement.

Fentanyl gets coded using the other synthetic narcotic code, but there may be other drugs included in this category; however, we know from toxicology data that the majority of deaths receiving this code involved fentanyl.

Franklin County NC Fentanyl Involved Fatalities^ 2013-2024* Population: 79,771



Gaston County NC Fentanyl Involved Fatalities^ 2013-2024* Population: 242,010



	Total of All med/drug Fatalities	Number of Fentanyl-Involved^ Fatalities	Number of Non-Fentanyl med/drug Fatalities	Percent Fentanyl-Involved^ Fatalities	Percent Non-Fentanyl med/drug Fatalities
2013	48	5	43	10%	90%
2014	46	7	39	15%	85%
2015	44	7	37	16%	84%
2016	70	18	52	26%	74%
2017	62	25	37	40%	60%
2018	45	21	24	47%	53%
2019	40	20	20	50%	50%
2020	57	35	22	61%	39%
2021	71	47	24	66%	34%
2022	152	117	35	77%	23%
2023	134	111	23	83%	17%
2024*	84	68	16	81%	19%
Total 2013-2024*	853	481	372	56%	44%
NC STATEWIDE	32302	19650	12652	61%	39%

Note:

Number of deaths due to a medication and/or drug overdose of any intent, as well as the subset of overdoses which involved fentanyl^, by county

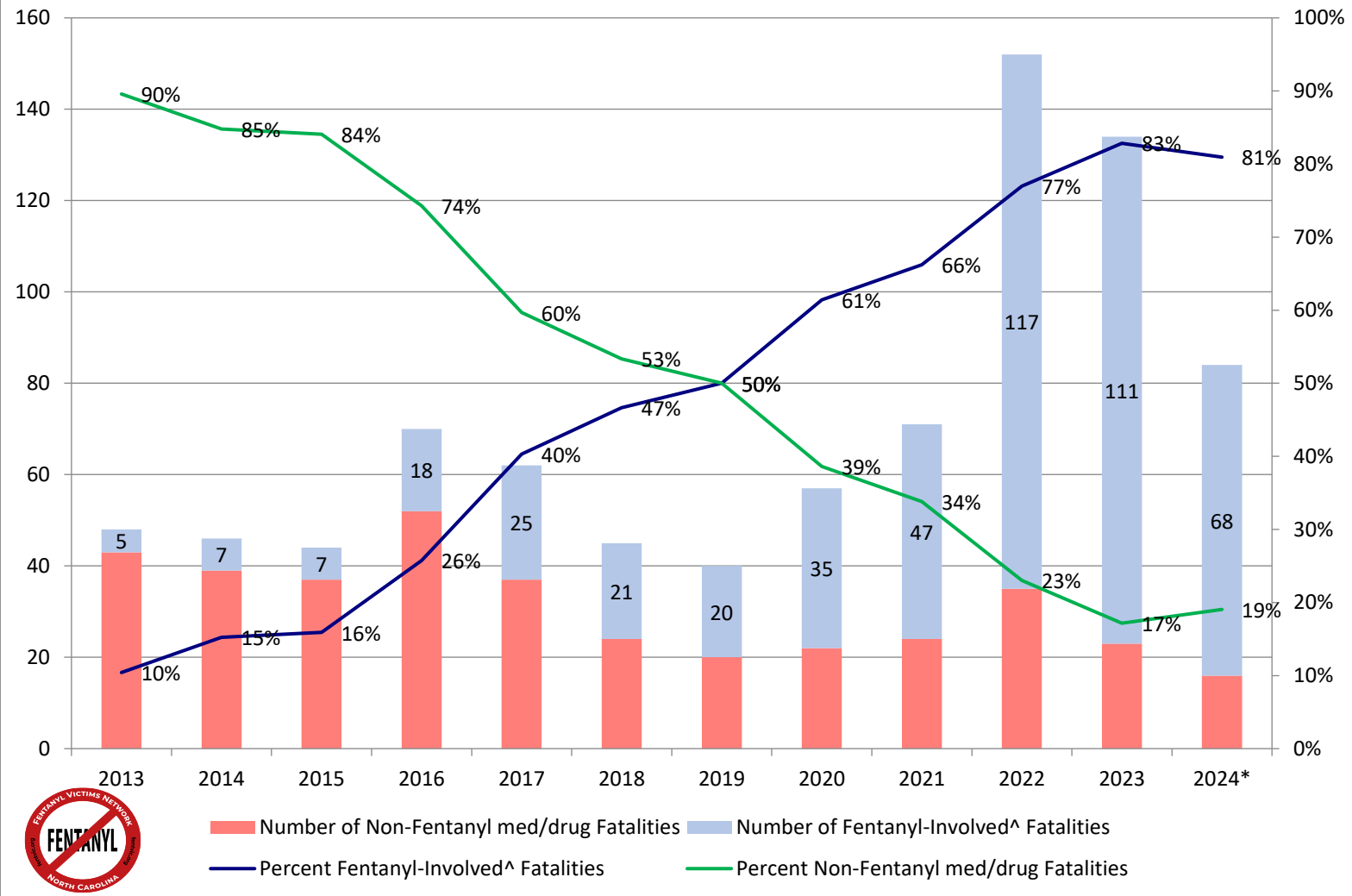
Limited to North Carolina Residents

*2024 data are provisional as of 01/15/26 and subject to change

^There is no individual code for fentanyl involvement on a death certificate; instead, the code T40.4 - an overdose involving an other synthetic narcotic is used as a proxy for fentanyl-involvement.

Fentanyl gets coded using the other synthetic narcotic code, but there may be other drugs included in this category; however, we know from toxicology data that the majority of deaths receiving this code involved fentanyl.

Gaston County NC Fentanyl Involved Fatalities^ 2013-2024* Population: 242,010



Gates County NC Fentanyl Involved Fatalities^ 2013-2024* Population: 10,299



	Total of All med/drug Fatalities	Number of Fentanyl-Involved^ Fatalities	Number of Non-Fentanyl med/drug Fatalities	Percent Fentanyl-Involved^ Fatalities	Percent Non-Fentanyl med/drug Fatalities
2013	0	0	0	0%	0%
2014	1	0	1	0%	100%
2015	4	1	3	25%	75%
2016	4	4	0	100%	0%
2017	4	2	2	50%	50%
2018	2	1	1	50%	50%
2019	3	2	1	67%	33%
2020	1	1	0	100%	0%
2021	5	5	0	100%	0%
2022	4	3	1	75%	25%
2023	4	3	1	75%	25%
2024*	2	1	1	50%	50%
Total 2013-2024*	34	23	11	68%	32%
NC STATEWIDE	32302	19650	12652	61%	39%

Note:

Number of deaths due to a medication and/or drug overdose of any intent, as well as the subset of overdoses which involved fentanyl^, by county

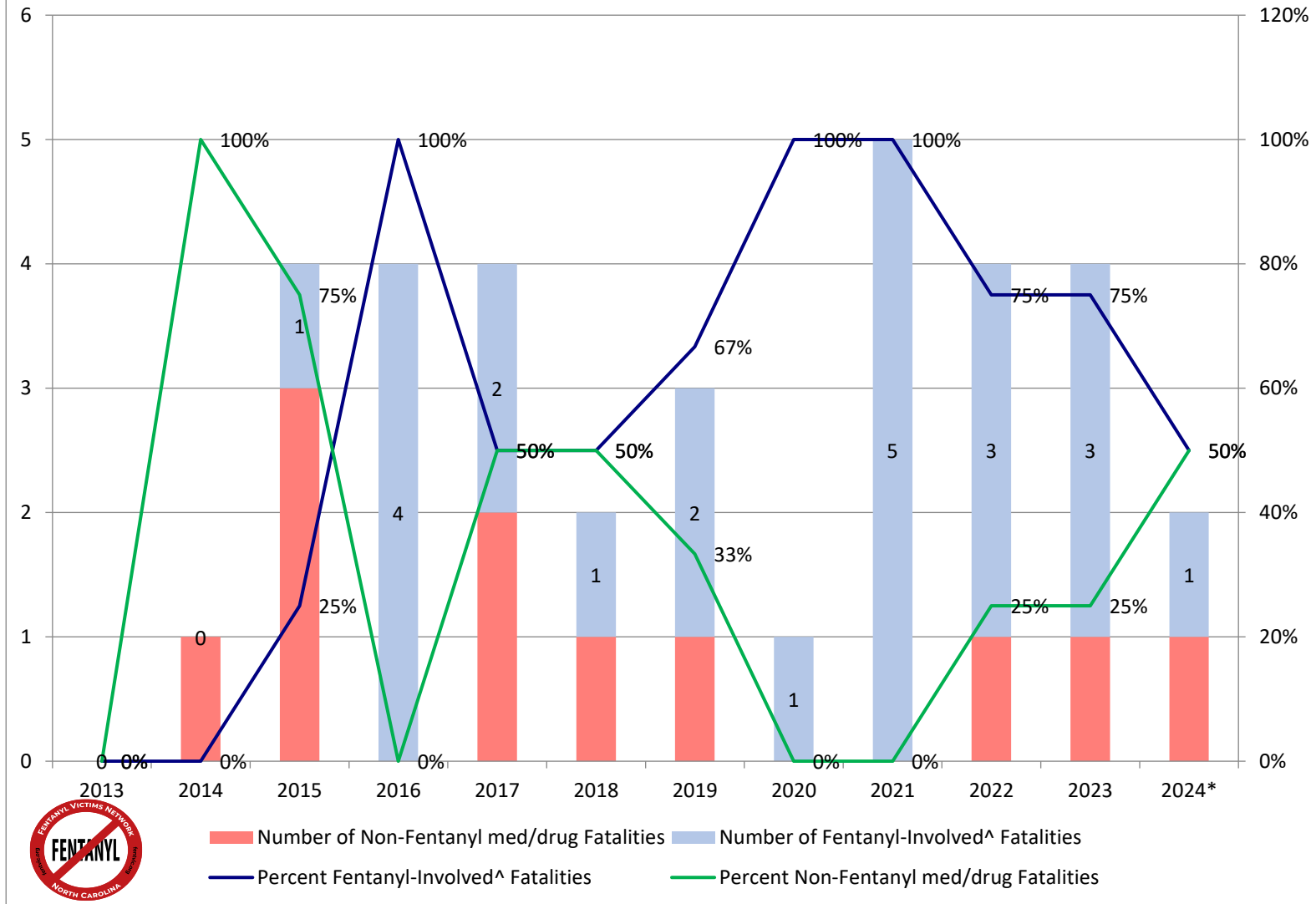
Limited to North Carolina Residents

*2024 data are provisional as of 01/15/26 and subject to change

^There is no individual code for fentanyl involvement on a death certificate; instead, the code T40.4 - an overdose involving an other synthetic narcotic is used as a proxy for fentanyl-involvement.

Fentanyl gets coded using the other synthetic narcotic code, but there may be other drugs included in this category; however, we know from toxicology data that the majority of deaths receiving this code involved fentanyl.

Gates County NC Fentanyl Involved Fatalities^ 2013-2024* Population: 10,299



Graham County NC Fentanyl Involved Fatalities^ 2013-2024* Population: 8,179



	Total of All med/drug Fatalities	Number of Fentanyl-Involved^ Fatalities	Number of Non-Fentanyl med/drug Fatalities	Percent Fentanyl-Involved^ Fatalities	Percent Non-Fentanyl med/drug Fatalities
2013	3	0	3	0%	100%
2014	0	0	0	0%	0%
2015	3	0	3	0%	100%
2016	1	0	1	0%	100%
2017	1	0	1	0%	100%
2018	0	0	0	0%	0%
2019	1	1	0	100%	0%
2020	7	5	2	71%	29%
2021	3	3	0	100%	0%
2022	2	2	0	100%	0%
2023	5	4	1	80%	20%
2024*	2	1	1	50%	50%
Total 2013-2024*	28	16	12	57%	43%
NC STATEWIDE	32302	19650	12652	61%	39%

Note:

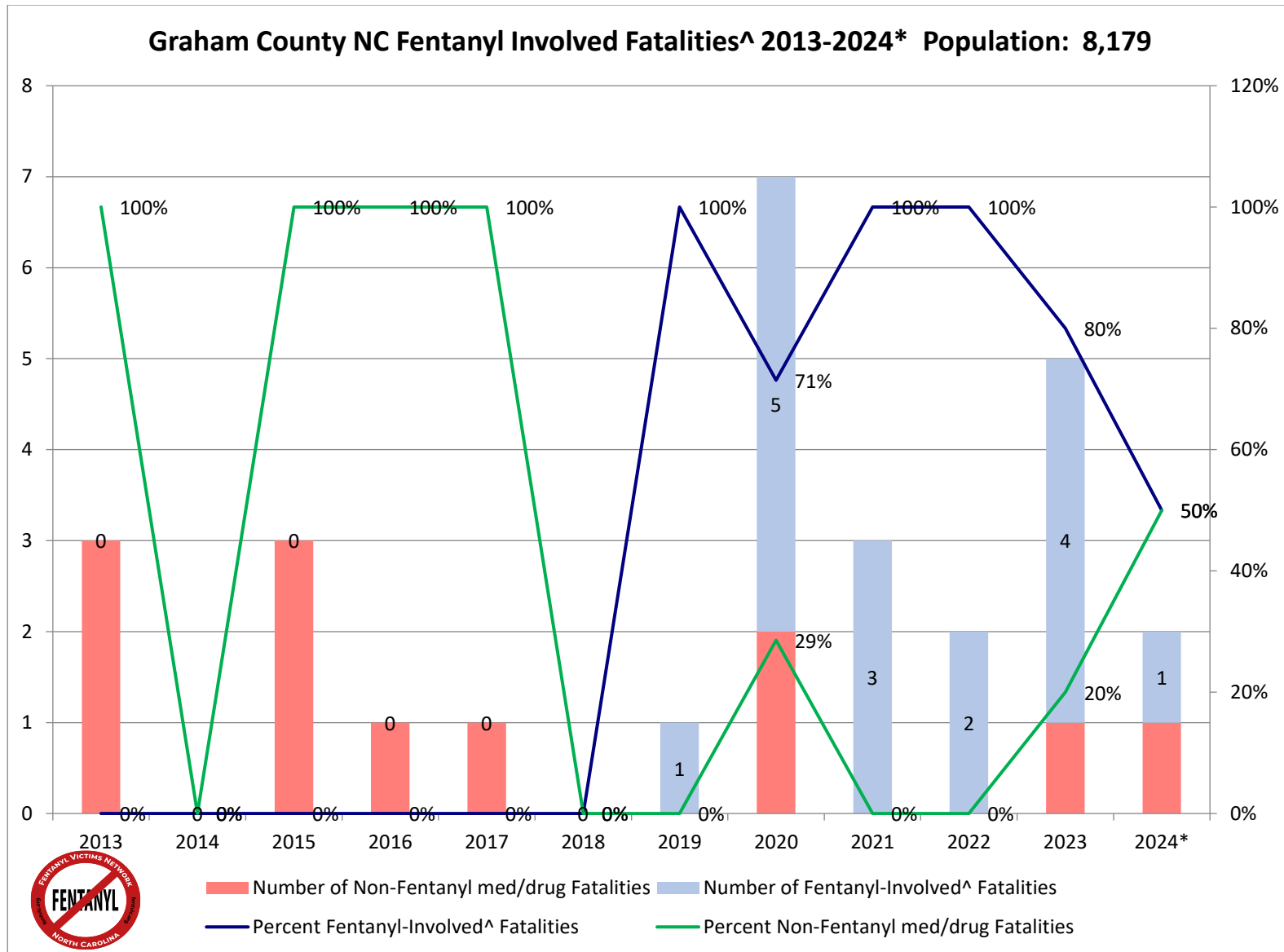
Number of deaths due to a medication and/or drug overdose of any intent, as well as the subset of overdoses which involved fentanyl^, by county

Limited to North Carolina Residents

*2024 data are provisional as of 01/15/26 and subject to change

^There is no individual code for fentanyl involvement on a death certificate; instead, the code T40.4 - an overdose involving an other synthetic narcotic is used as a proxy for fentanyl-involvement.

Fentanyl gets coded using the other synthetic narcotic code, but there may be other drugs included in this category; however, we know from toxicology data that the majority of deaths receiving this code involved fentanyl.



Granville County NC Fentanyl Involved Fatalities^ 2013-2024* Population: 61,544



	Total of All med/drug Fatalities	Number of Fentanyl-Involved^ Fatalities	Number of Non-Fentanyl med/drug Fatalities	Percent Fentanyl-Involved^ Fatalities	Percent Non-Fentanyl med/drug Fatalities
2013	6	0	6	0%	100%
2014	10	4	6	40%	60%
2015	6	1	5	17%	83%
2016	12	3	9	25%	75%
2017	13	7	6	54%	46%
2018	9	5	4	56%	44%
2019	11	8	3	73%	27%
2020	11	9	2	82%	18%
2021	26	18	8	69%	31%
2022	24	22	2	92%	8%
2023	25	14	11	56%	44%
2024*	20	13	7	65%	35%
Total 2013-2024*	173	104	69	60%	40%
NC STATEWIDE	32302	19650	12652	61%	39%

Note:

Number of deaths due to a medication and/or drug overdose of any intent, as well as the subset of overdoses which involved fentanyl^, by county

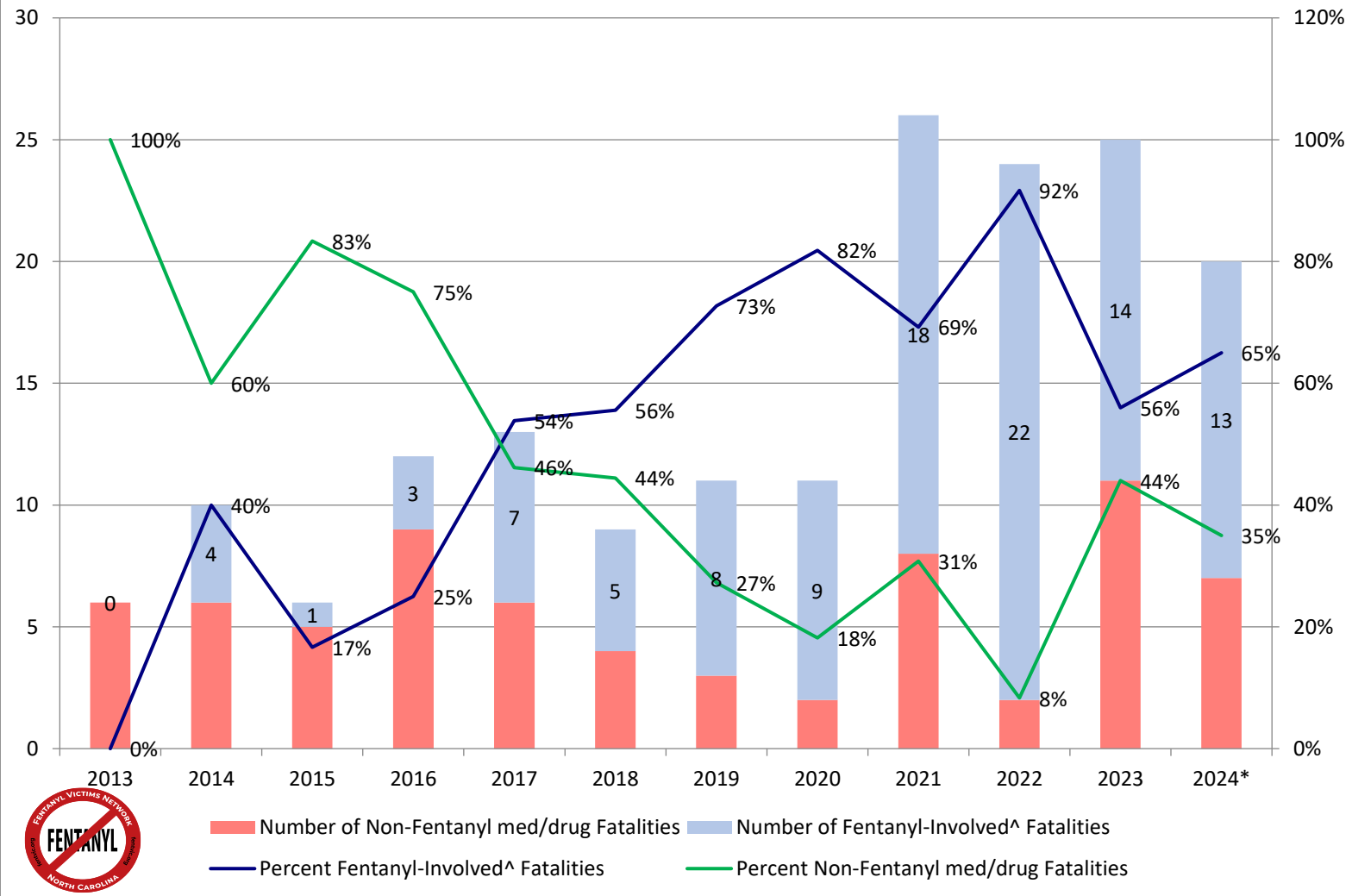
Limited to North Carolina Residents

*2024 data are provisional as of 01/15/26 and subject to change

^There is no individual code for fentanyl involvement on a death certificate; instead, the code T40.4 - an overdose involving an other synthetic narcotic is used as a proxy for fentanyl-involvement.

Fentanyl gets coded using the other synthetic narcotic code, but there may be other drugs included in this category; however, we know from toxicology data that the majority of deaths receiving this code involved fentanyl.

Granville County NC Fentanyl Involved Fatalities^ 2013-2024* Population: 61,544



Greene County NC Fentanyl Involved Fatalities^ 2013-2024* Population: 20,671



	Total of All med/drug Fatalities	Number of Fentanyl-Involved^ Fatalities	Number of Non-Fentanyl med/drug Fatalities	Percent Fentanyl-Involved^ Fatalities	Percent Non-Fentanyl med/drug Fatalities
2013	1	0	1	0%	100%
2014	4	0	4	0%	100%
2015	2	0	2	0%	100%
2016	3	0	3	0%	100%
2017	2	2	0	100%	0%
2018	4	0	4	0%	100%
2019	4	2	2	50%	50%
2020	4	3	1	75%	25%
2021	5	4	1	80%	20%
2022	5	5	0	100%	0%
2023	5	4	1	80%	20%
2024*	4	3	1	75%	25%
Total 2013-2024*	43	23	20	53%	47%
NC STATEWIDE	32302	19650	12652	61%	39%

Note:

Number of deaths due to a medication and/or drug overdose of any intent, as well as the subset of overdoses which involved fentanyl^, by county

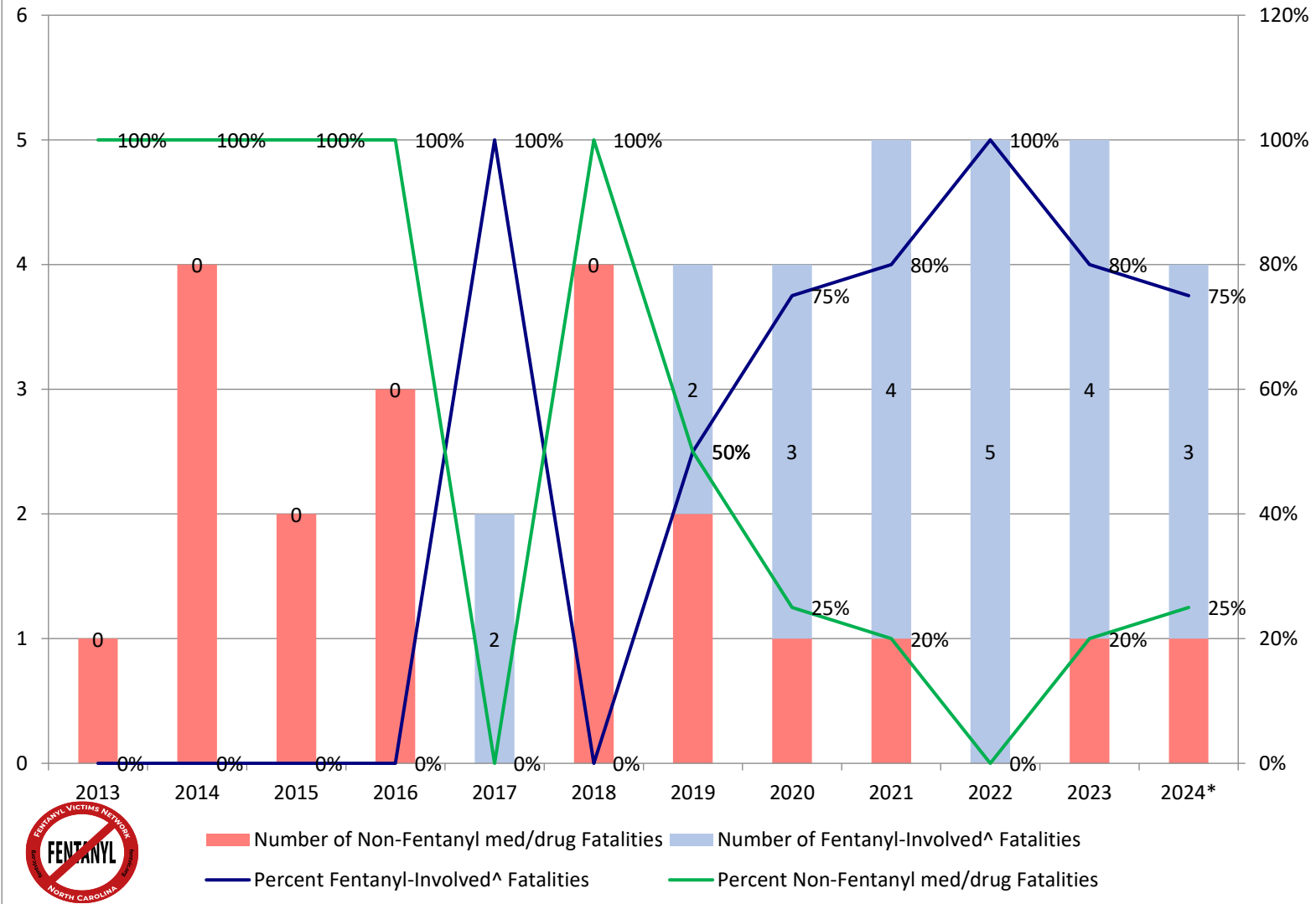
Limited to North Carolina Residents

*2024 data are provisional as of 01/15/26 and subject to change

^There is no individual code for fentanyl involvement on a death certificate; instead, the code T40.4 - an overdose involving an other synthetic narcotic is used as a proxy for fentanyl-involvement.

Fentanyl gets coded using the other synthetic narcotic code, but there may be other drugs included in this category; however, we know from toxicology data that the majority of deaths receiving this code involved fentanyl.

Greene County NC Fentanyl Involved Fatalities^ 2013-2024* Population: 20,671



Guilford County NC Fentanyl Involved Fatalities^ 2013-2024* Population: 558,816



	Total of All med/drug Fatalities	Number of Fentanyl-Involved^ Fatalities	Number of Non-Fentanyl med/drug Fatalities	Percent Fentanyl-Involved^ Fatalities	Percent Non-Fentanyl med/drug Fatalities
2013	39	1	38	3%	97%
2014	53	18	35	34%	66%
2015	63	11	52	17%	83%
2016	98	34	64	35%	65%
2017	123	84	39	68%	32%
2018	123	72	51	59%	41%
2019	134	89	45	66%	34%
2020	164	113	51	69%	31%
2021	249	188	61	76%	24%
2022	228	183	45	80%	20%
2023	237	173	64	73%	27%
2024*	181	127	54	70%	30%
Total 2013-2024*	1692	1093	599	65%	35%
NC STATEWIDE	32302	19650	12652	61%	39%

Note:

Number of deaths due to a medication and/or drug overdose of any intent, as well as the subset of overdoses which involved fentanyl^, by county

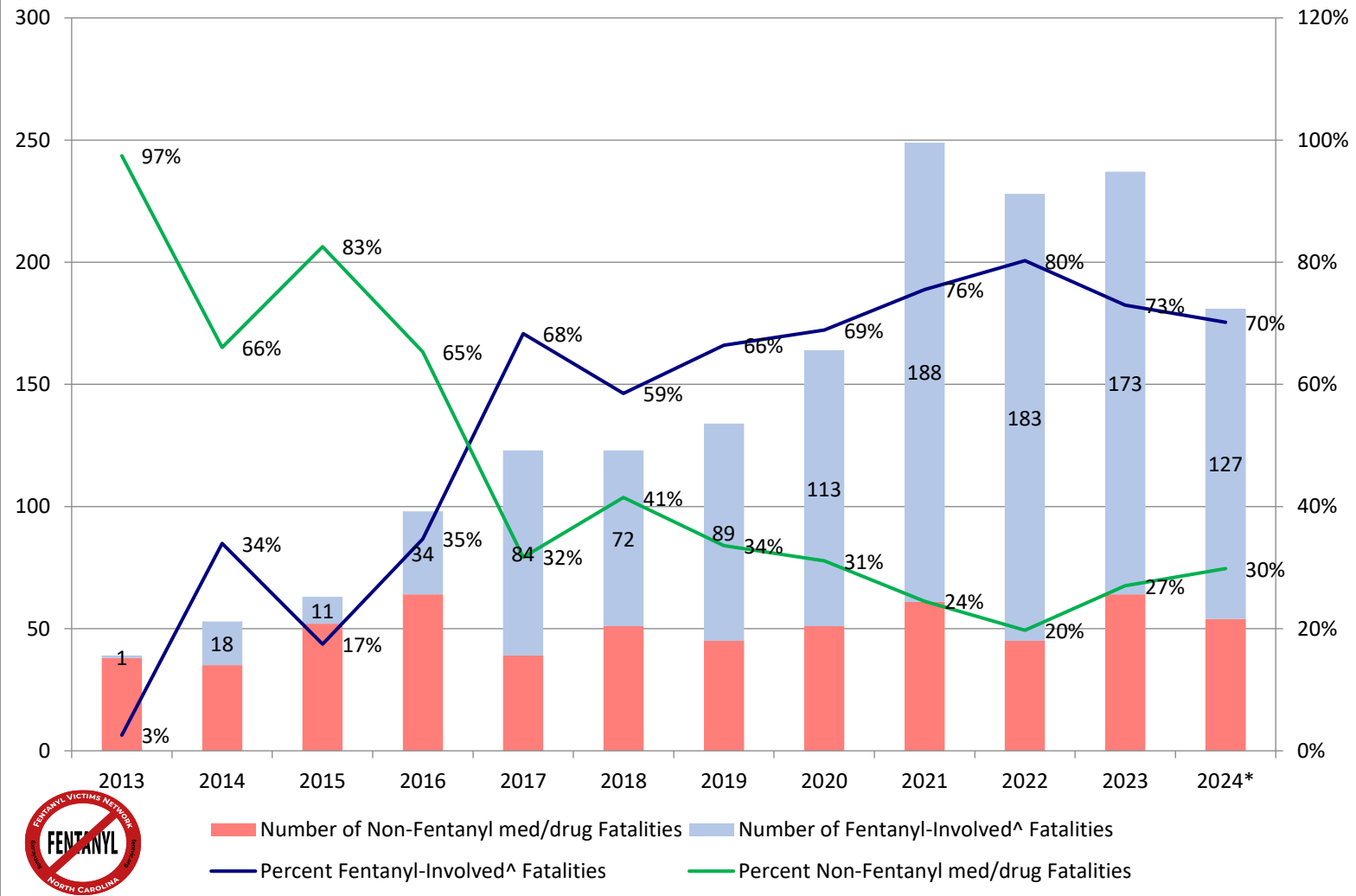
Limited to North Carolina Residents

*2024 data are provisional as of 01/15/26 and subject to change

^There is no individual code for fentanyl involvement on a death certificate; instead, the code T40.4 - an overdose involving an other synthetic narcotic is used as a proxy for fentanyl-involvement.

Fentanyl gets coded using the other synthetic narcotic code, but there may be other drugs included in this category; however, we know from toxicology data that the majority of deaths receiving this code involved fentanyl.

Guilford County NC Fentanyl Involved Fatalities^ 2013-2024* Population: 558,816



Halifax County NC Fentanyl Involved Fatalities^ 2013-2024* Population: 46,992



	Total of All med/drug Fatalities	Number of Fentanyl-Involved^ Fatalities	Number of Non-Fentanyl med/drug Fatalities	Percent Fentanyl-Involved^ Fatalities	Percent Non-Fentanyl med/drug Fatalities
2013	7	0	7	0%	100%
2014	8	1	7	13%	88%
2015	13	2	11	15%	85%
2016	11	5	6	45%	55%
2017	5	3	2	60%	40%
2018	15	10	5	67%	33%
2019	15	13	2	87%	13%
2020	23	18	5	78%	22%
2021	15	11	4	73%	27%
2022	20	18	2	90%	10%
2023	16	13	3	81%	19%
2024*	16	11	5	69%	31%
Total 2013-2024*	164	105	59	64%	36%
NC STATEWIDE	32302	19650	12652	61%	39%

Note:

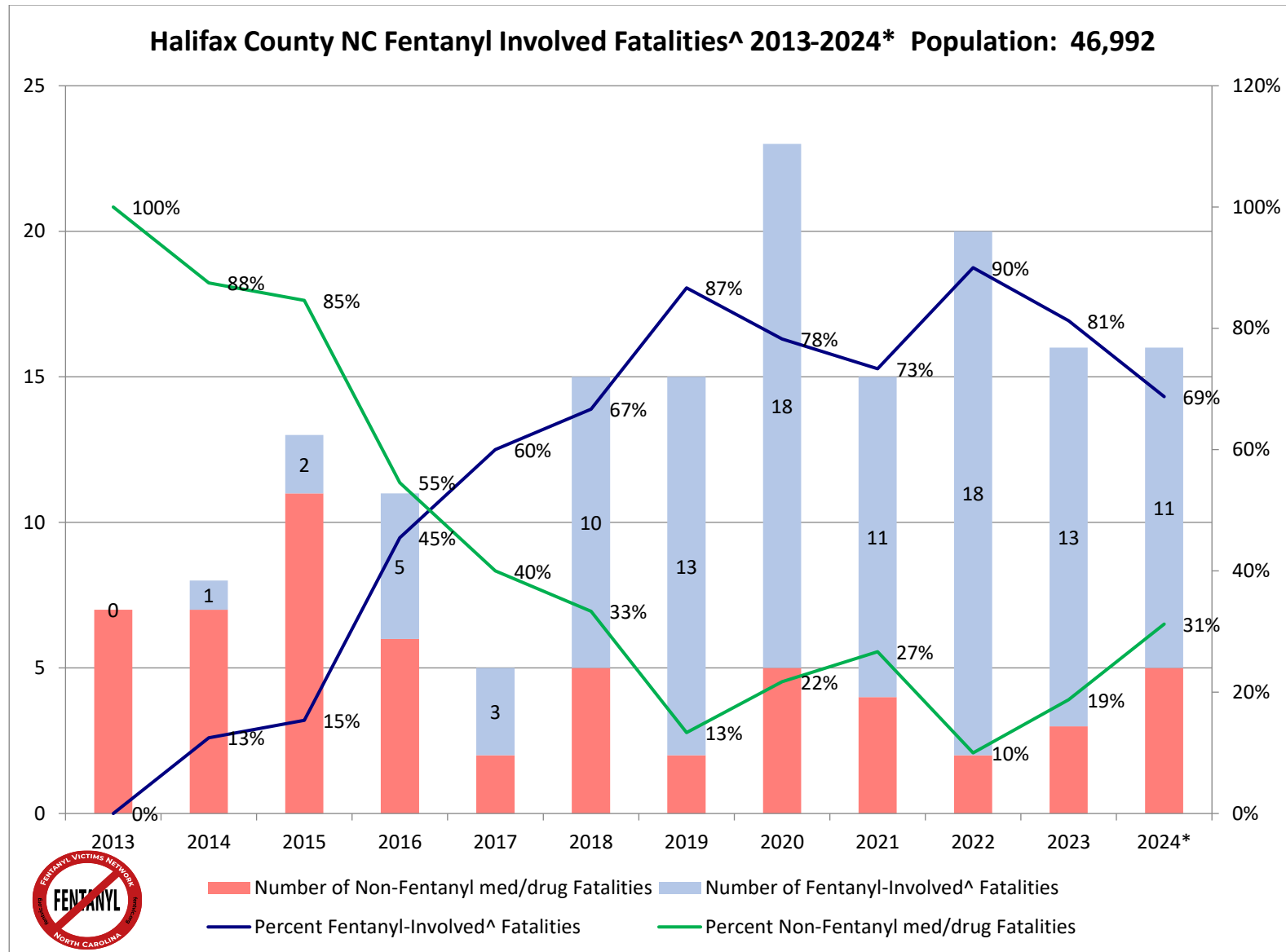
Number of deaths due to a medication and/or drug overdose of any intent, as well as the subset of overdoses which involved fentanyl^, by county

Limited to North Carolina Residents

*2024 data are provisional as of 01/15/26 and subject to change

^There is no individual code for fentanyl involvement on a death certificate; instead, the code T40.4 - an overdose involving an other synthetic narcotic is used as a proxy for fentanyl-involvement.

Fentanyl gets coded using the other synthetic narcotic code, but there may be other drugs included in this category; however, we know from toxicology data that the majority of deaths receiving this code involved fentanyl.



Harnett County NC Fentanyl Involved Fatalities^ 2013-2024* Population: 146,096



	Total of All med/drug Fatalities	Number of Fentanyl-Involved^ Fatalities	Number of Non-Fentanyl med/drug Fatalities	Percent Fentanyl-Involved^ Fatalities	Percent Non-Fentanyl med/drug Fatalities
2013	13	1	12	8%	92%
2014	15	1	14	7%	93%
2015	18	2	16	11%	89%
2016	18	7	11	39%	61%
2017	35	20	15	57%	43%
2018	29	16	13	55%	45%
2019	44	29	15	66%	34%
2020	50	44	6	88%	12%
2021	71	54	17	76%	24%
2022	61	51	10	84%	16%
2023	65	52	13	80%	20%
2024*	40	27	13	68%	33%
Total 2013-2024*	459	304	155	66%	34%
NC STATEWIDE	32302	19650	12652	61%	39%

Note:

Number of deaths due to a medication and/or drug overdose of any intent, as well as the subset of overdoses which involved fentanyl^, by county

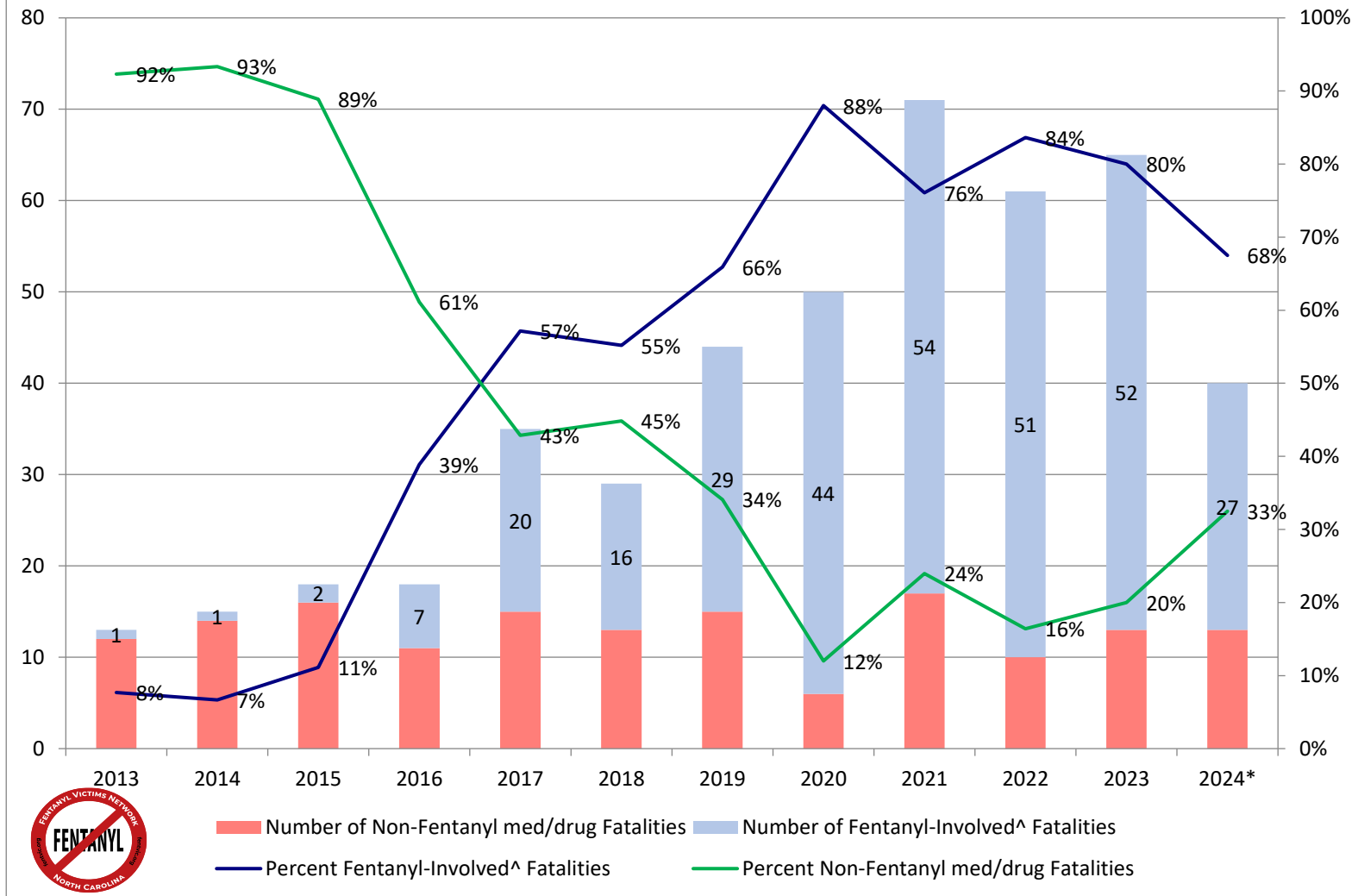
Limited to North Carolina Residents

*2024 data are provisional as of 01/15/26 and subject to change

^There is no individual code for fentanyl involvement on a death certificate; instead, the code T40.4 - an overdose involving an other synthetic narcotic is used as a proxy for fentanyl-involvement.

Fentanyl gets coded using the other synthetic narcotic code, but there may be other drugs included in this category; however, we know from toxicology data that the majority of deaths receiving this code involved fentanyl.

Harnett County NC Fentanyl Involved Fatalities^ 2013-2024* Population: 146,096



Haywood County NC Fentanyl Involved Fatalities^ 2013-2024* Population: 63,048



	Total of All med/drug Fatalities	Number of Fentanyl-Involved^ Fatalities	Number of Non-Fentanyl med/drug Fatalities	Percent Fentanyl-Involved^ Fatalities	Percent Non-Fentanyl med/drug Fatalities
2013	16	1	15	6%	94%
2014	8	1	7	13%	88%
2015	13	1	12	8%	92%
2016	13	3	10	23%	77%
2017	19	12	7	63%	37%
2018	22	13	9	59%	41%
2019	28	12	16	43%	57%
2020	15	10	5	67%	33%
2021	27	18	9	67%	33%
2022	35	26	9	74%	26%
2023	34	19	15	56%	44%
2024*	23	16	7	70%	30%
Total 2013-2024*	253	132	121	52%	48%
NC STATEWIDE	32302	19650	12652	61%	39%

Note:

Number of deaths due to a medication and/or drug overdose of any intent, as well as the subset of overdoses which involved fentanyl^, by county

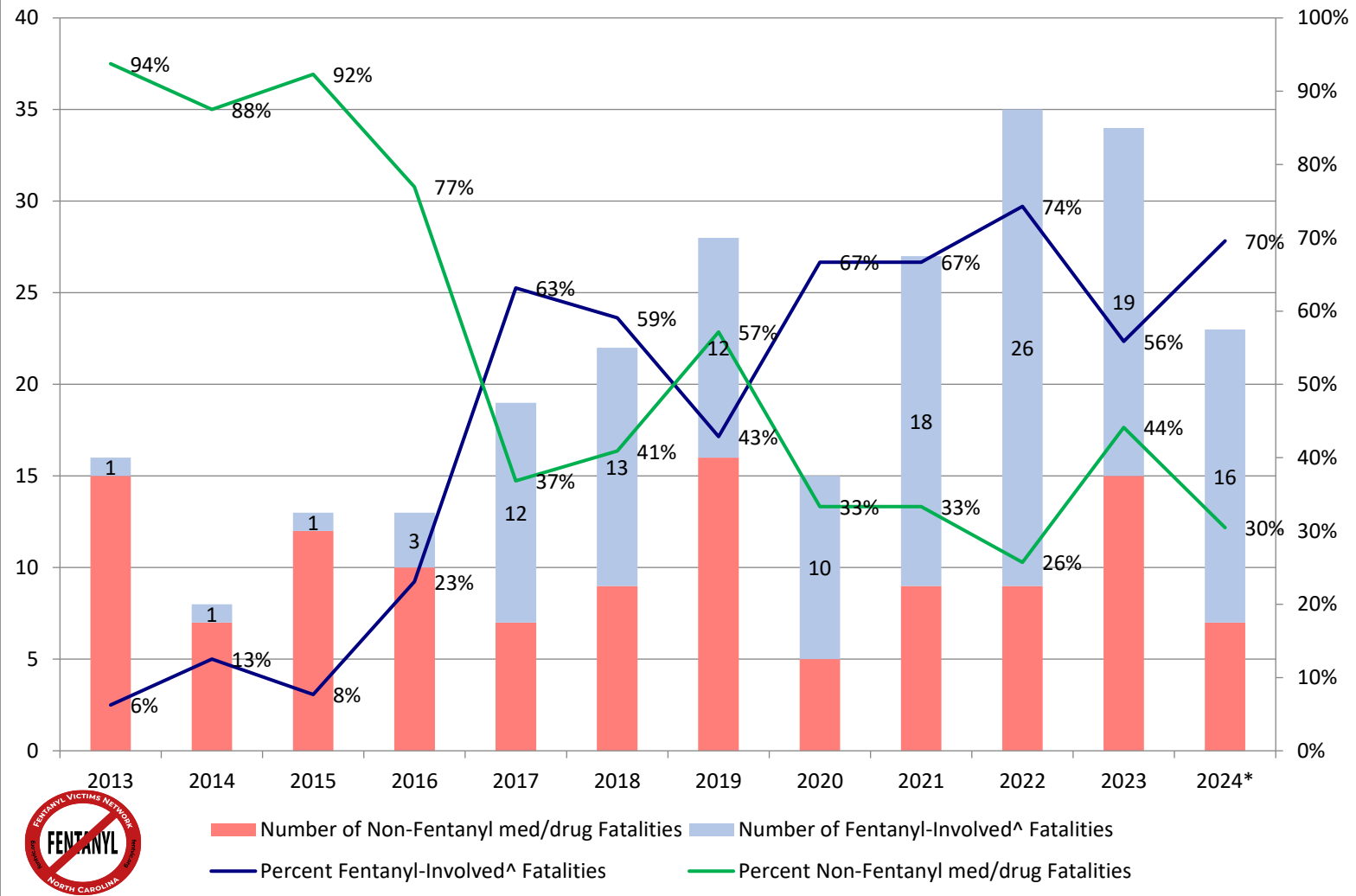
Limited to North Carolina Residents

*2024 data are provisional as of 01/15/26 and subject to change

^There is no individual code for fentanyl involvement on a death certificate; instead, the code T40.4 - an overdose involving an other synthetic narcotic is used as a proxy for fentanyl-involvement.

Fentanyl gets coded using the other synthetic narcotic code, but there may be other drugs included in this category; however, we know from toxicology data that the majority of deaths receiving this code involved fentanyl.

Haywood County NC Fentanyl Involved Fatalities^ 2013-2024* Population: 63,048



Henderson County NC Fentanyl Involved Fatalities^ 2013-2024* Population: 120,771



	Total of All med/drug Fatalities	Number of Fentanyl-Involved^ Fatalities	Number of Non-Fentanyl med/drug Fatalities	Percent Fentanyl-Involved^ Fatalities	Percent Non-Fentanyl med/drug Fatalities
2013	24	6	18	25%	75%
2014	14	3	11	21%	79%
2015	22	4	18	18%	82%
2016	16	2	14	13%	88%
2017	36	17	19	47%	53%
2018	20	15	5	75%	25%
2019	20	11	9	55%	45%
2020	35	27	8	77%	23%
2021	34	24	10	71%	29%
2022	43	33	10	77%	23%
2023	32	27	5	84%	16%
2024*	27	19	8	70%	30%
Total 2013-2024*	323	188	135	58%	42%
NC STATEWIDE	32302	19650	12652	61%	39%

Note:

Number of deaths due to a medication and/or drug overdose of any intent, as well as the subset of overdoses which involved fentanyl^, by county

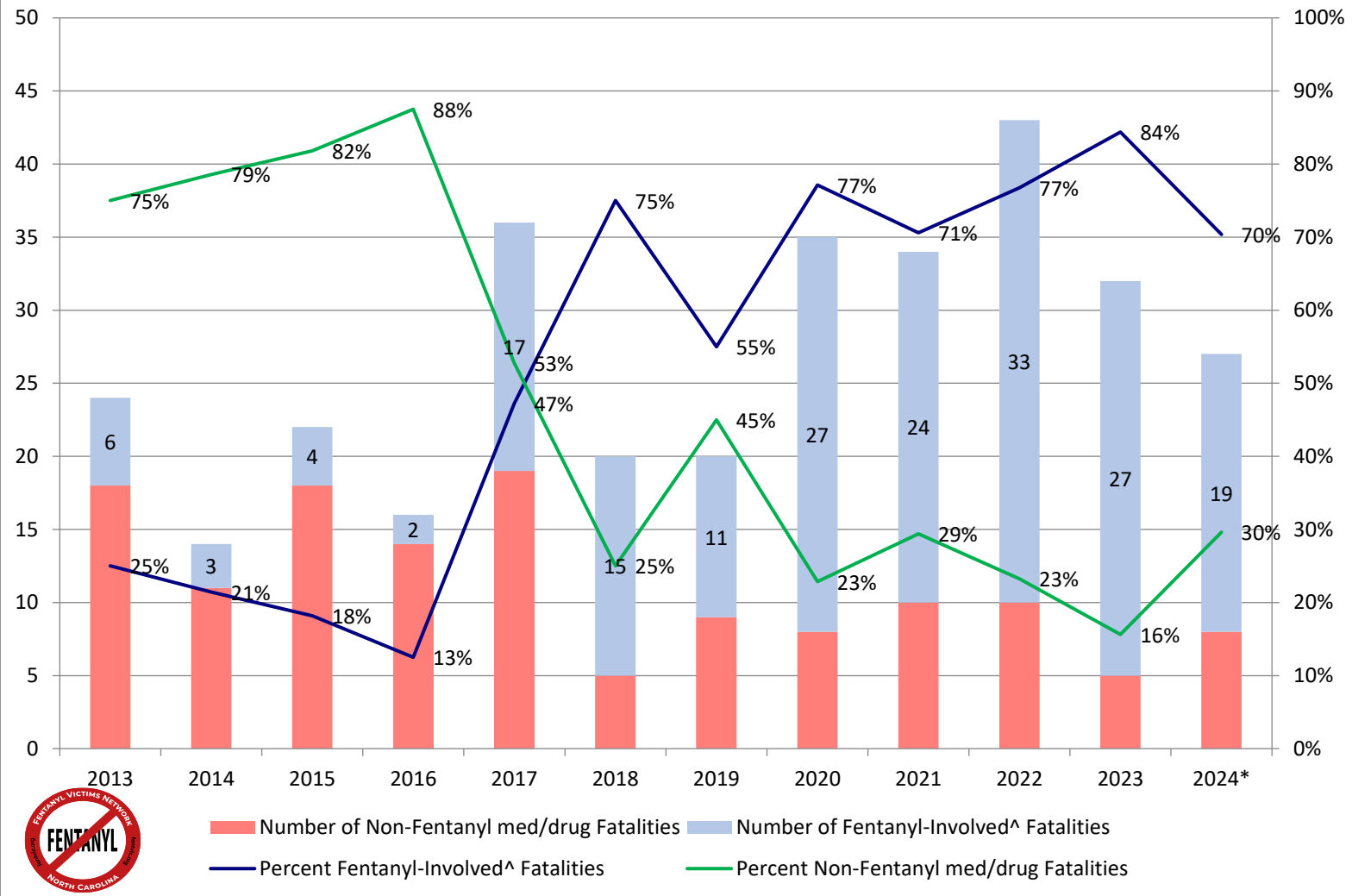
Limited to North Carolina Residents

*2024 data are provisional as of 01/15/26 and subject to change

^There is no individual code for fentanyl involvement on a death certificate; instead, the code T40.4 - an overdose involving an other synthetic narcotic is used as a proxy for fentanyl-involvement.

Fentanyl gets coded using the other synthetic narcotic code, but there may be other drugs included in this category; however, we know from toxicology data that the majority of deaths receiving this code involved fentanyl.

Henderson County NC Fentanyl Involved Fatalities^ 2013-2024* Population: 120,771



Hertford County NC Fentanyl Involved Fatalities^ 2013-2024* Population: 19,169



	Total of All med/drug Fatalities	Number of Fentanyl-Involved^ Fatalities	Number of Non-Fentanyl med/drug Fatalities	Percent Fentanyl-Involved^ Fatalities	Percent Non-Fentanyl med/drug Fatalities
2013	1	0	1	0%	100%
2014	1	0	1	0%	100%
2015	1	0	1	0%	100%
2016	3	1	2	33%	67%
2017	4	3	1	75%	25%
2018	5	2	3	40%	60%
2019	7	6	1	86%	14%
2020	6	5	1	83%	17%
2021	3	1	2	33%	67%
2022	7	5	2	71%	29%
2023	3	2	1	67%	33%
2024*	3	2	1	67%	33%
Total 2013-2024*	44	27	17	61%	39%
NC STATEWIDE	32302	19650	12652	61%	39%

Note:

Number of deaths due to a medication and/or drug overdose of any intent, as well as the subset of overdoses which involved fentanyl^, by county

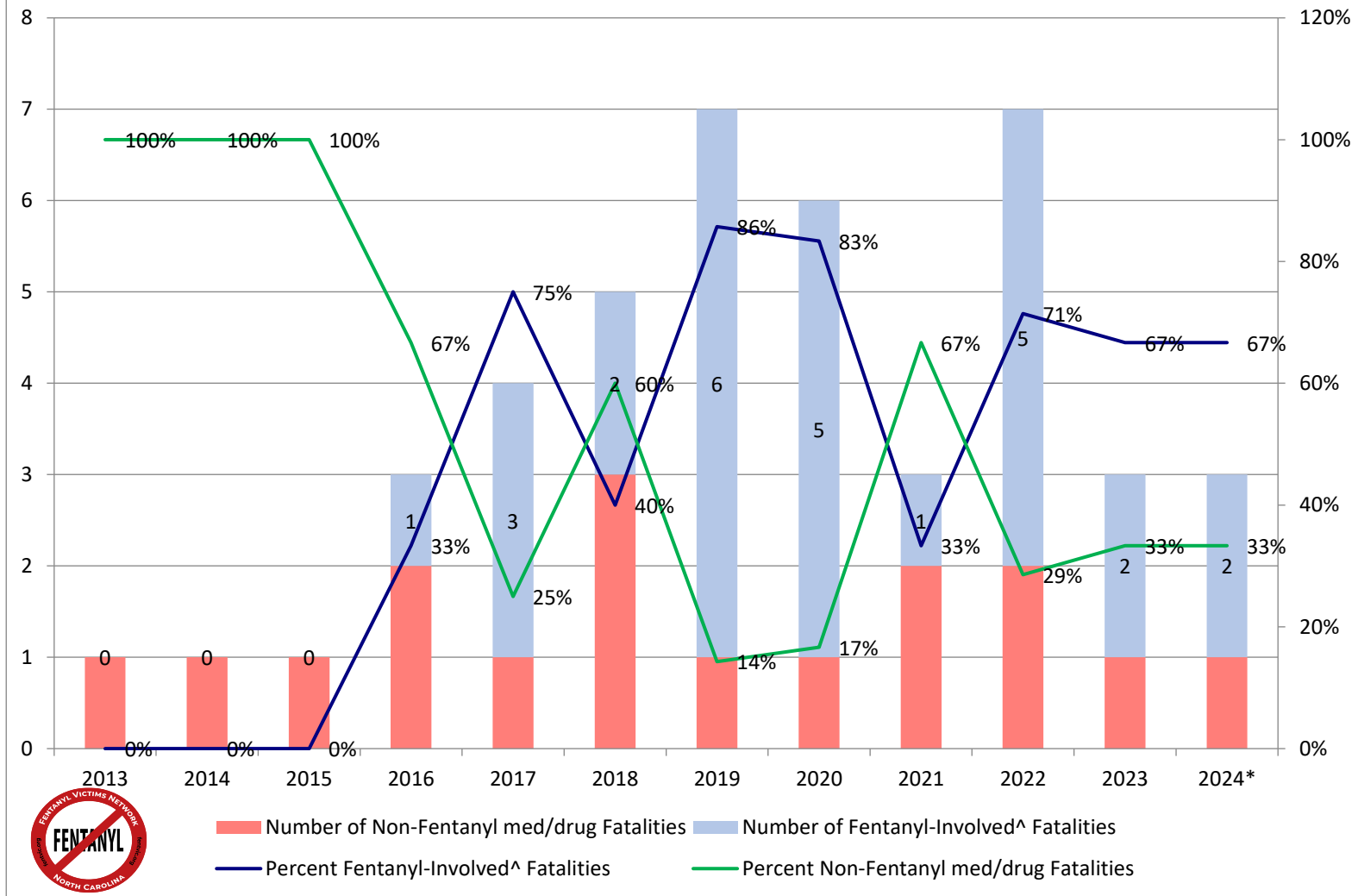
Limited to North Carolina Residents

*2024 data are provisional as of 01/15/26 and subject to change

^There is no individual code for fentanyl involvement on a death certificate; instead, the code T40.4 - an overdose involving an other synthetic narcotic is used as a proxy for fentanyl-involvement.

Fentanyl gets coded using the other synthetic narcotic code, but there may be other drugs included in this category; however, we know from toxicology data that the majority of deaths receiving this code involved fentanyl.

Hertford County NC Fentanyl Involved Fatalities^ 2013-2024* Population: 19,169



Hoke County NC Fentanyl Involved Fatalities^ 2013-2024* Population: 55,382



	Total of All med/drug Fatalities	Number of Fentanyl-Involved^ Fatalities	Number of Non-Fentanyl med/drug Fatalities	Percent Fentanyl-Involved^ Fatalities	Percent Non-Fentanyl med/drug Fatalities
2013	5	2	3	40%	60%
2014	6	0	6	0%	100%
2015	4	2	2	50%	50%
2016	5	1	4	20%	80%
2017	6	2	4	33%	67%
2018	10	4	6	40%	60%
2019	13	6	7	46%	54%
2020	18	11	7	61%	39%
2021	21	17	4	81%	19%
2022	23	20	3	87%	13%
2023	24	16	8	67%	33%
2024*	15	11	4	73%	27%
Total 2013-2024*	150	92	58	61%	39%
NC STATEWIDE	32302	19650	12652	61%	39%

Note:

Number of deaths due to a medication and/or drug overdose of any intent, as well as the subset of overdoses which involved fentanyl^, by county

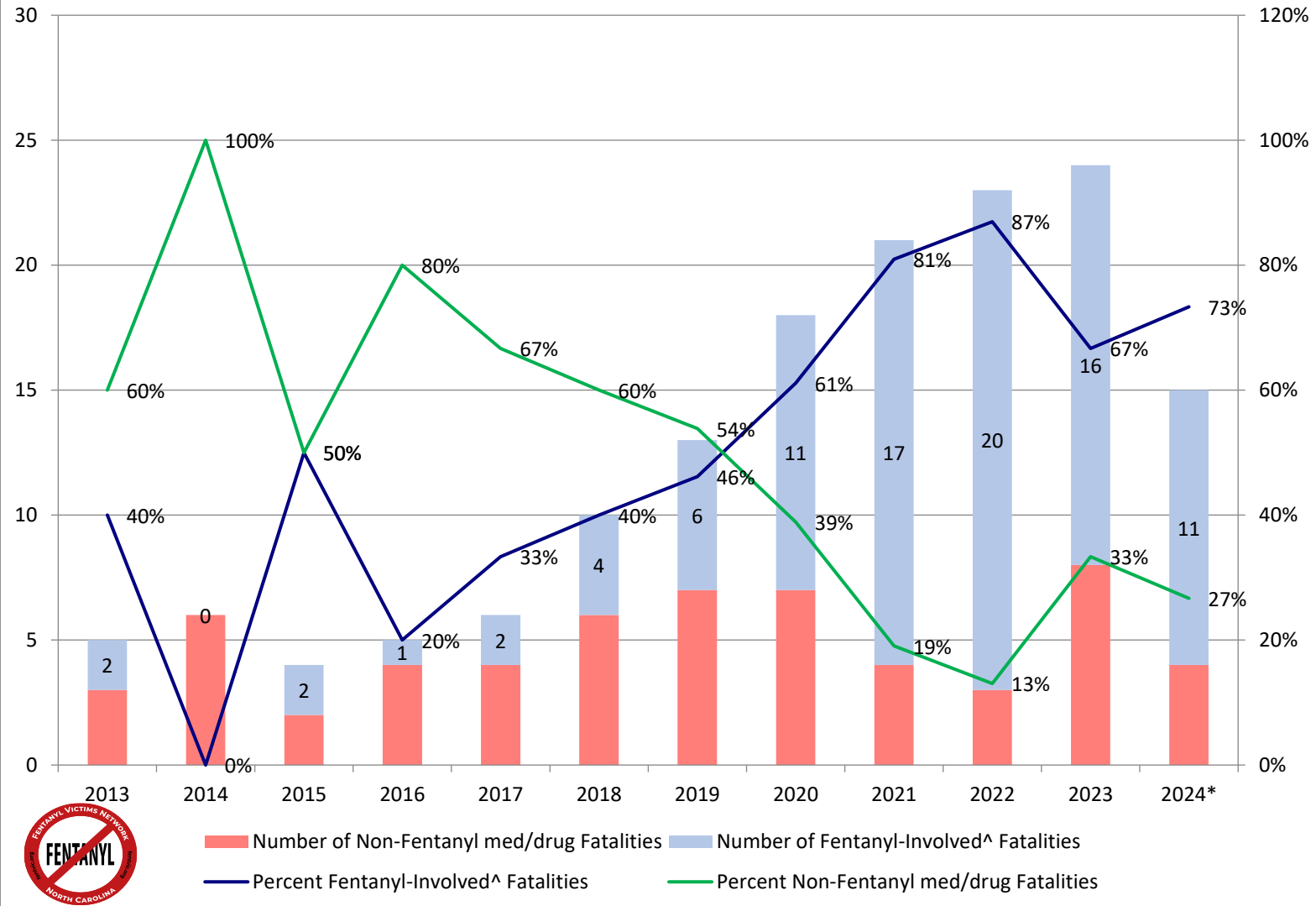
Limited to North Carolina Residents

*2024 data are provisional as of 01/15/26 and subject to change

^There is no individual code for fentanyl involvement on a death certificate; instead, the code T40.4 - an overdose involving an other synthetic narcotic is used as a proxy for fentanyl-involvement.

Fentanyl gets coded using the other synthetic narcotic code, but there may be other drugs included in this category; however, we know from toxicology data that the majority of deaths receiving this code involved fentanyl.

Hoke County NC Fentanyl Involved Fatalities^ 2013-2024* Population: 55,382



Hyde County NC Fentanyl Involved Fatalities^ 2013-2024* Population: 4,583



	Total of All med/drug Fatalities	Number of Fentanyl-Involved^ Fatalities	Number of Non-Fentanyl med/drug Fatalities	Percent Fentanyl-Involved^ Fatalities	Percent Non-Fentanyl med/drug Fatalities
2013	0	0	0	0%	0%
2014	0	0	0	0%	0%
2015	0	0	0	0%	0%
2016	2	0	2	0%	100%
2017	3	2	1	67%	33%
2018	1	0	1	0%	100%
2019	4	2	2	50%	50%
2020	1	1	0	100%	0%
2021	2	0	2	0%	100%
2022	1	1	0	100%	0%
2023	2	1	1	50%	50%
2024*	0	0	0	0%	0%
Total 2013-2024*	16	7	9	44%	56%
NC STATEWIDE	32302	19650	12652	61%	39%

Note:

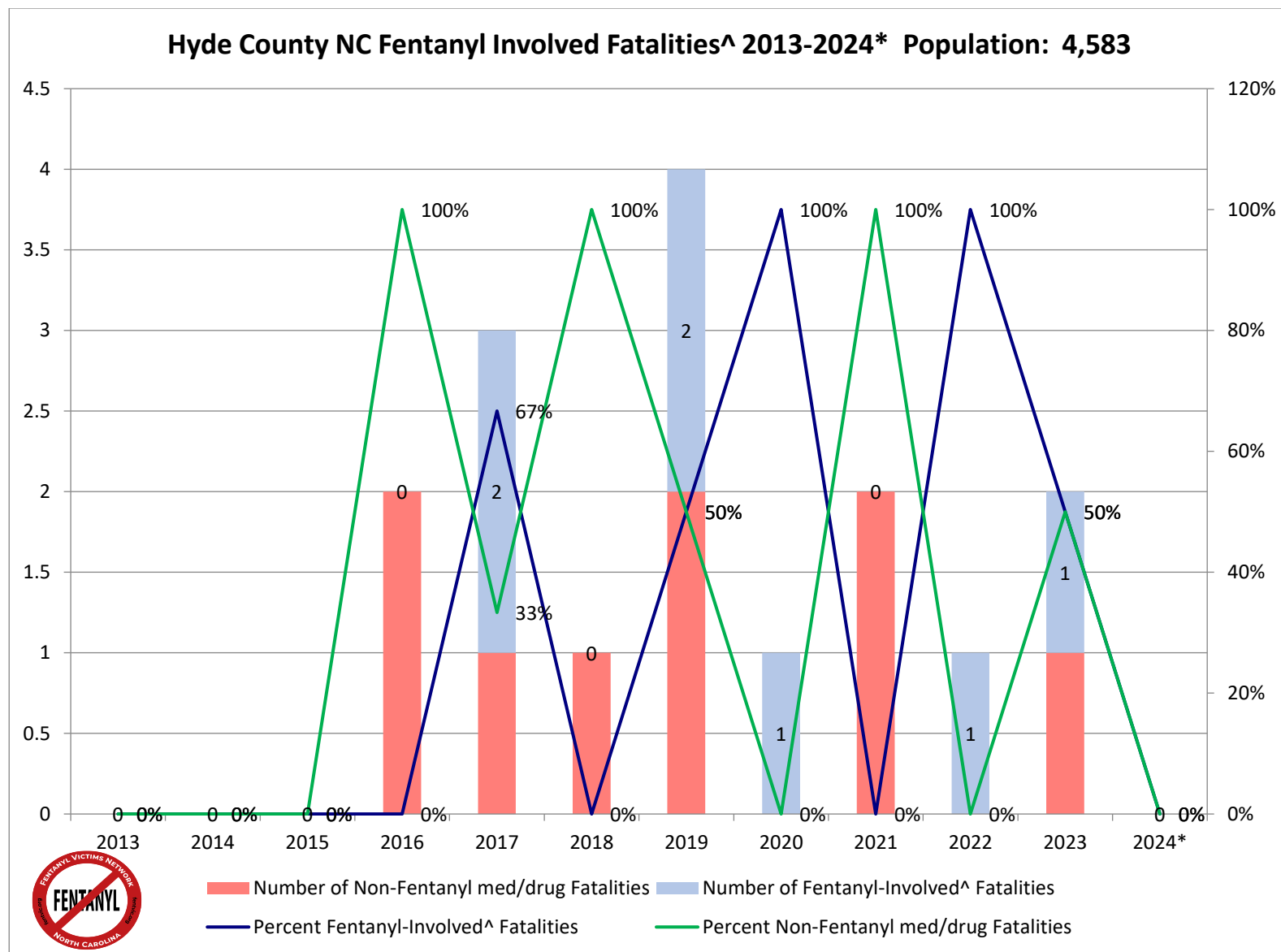
Number of deaths due to a medication and/or drug overdose of any intent, as well as the subset of overdoses which involved fentanyl^, by county

Limited to North Carolina Residents

*2024 data are provisional as of 01/15/26 and subject to change

^There is no individual code for fentanyl involvement on a death certificate; instead, the code T40.4 - an overdose involving an other synthetic narcotic is used as a proxy for fentanyl-involvement.

Fentanyl gets coded using the other synthetic narcotic code, but there may be other drugs included in this category; however, we know from toxicology data that the majority of deaths receiving this code involved fentanyl.



Iredell County NC Fentanyl Involved Fatalities^ 2013-2024* Population: 206,361



	Total of All med/drug Fatalities	Number of Fentanyl-Involved^ Fatalities	Number of Non-Fentanyl med/drug Fatalities	Percent Fentanyl-Involved^ Fatalities	Percent Non-Fentanyl med/drug Fatalities
2013	24	0	24	0%	100%
2014	26	4	22	15%	85%
2015	25	6	19	24%	76%
2016	40	9	31	23%	78%
2017	39	22	17	56%	44%
2018	30	15	15	50%	50%
2019	24	10	14	42%	58%
2020	35	26	9	74%	26%
2021	42	35	7	83%	17%
2022	48	38	10	79%	21%
2023	62	44	18	71%	29%
2024*	26	22	4	85%	15%
Total 2013-2024*	421	231	190	55%	45%
NC STATEWIDE	32302	19650	12652	61%	39%

Note:

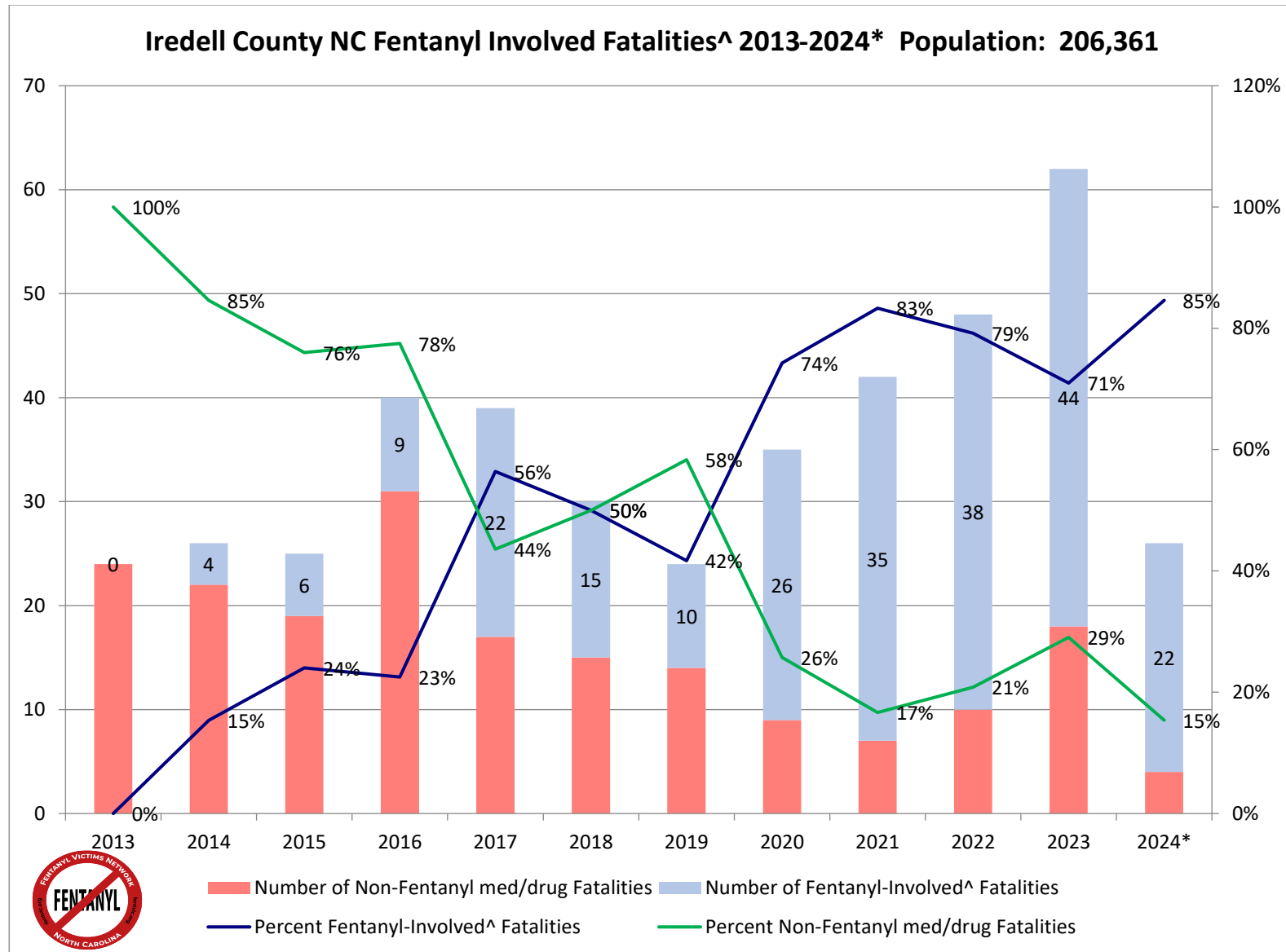
Number of deaths due to a medication and/or drug overdose of any intent, as well as the subset of overdoses which involved fentanyl^, by county

Limited to North Carolina Residents

*2024 data are provisional as of 01/15/26 and subject to change

^There is no individual code for fentanyl involvement on a death certificate; instead, the code T40.4 - an overdose involving an other synthetic narcotic is used as a proxy for fentanyl-involvement.

Fentanyl gets coded using the other synthetic narcotic code, but there may be other drugs included in this category; however, we know from toxicology data that the majority of deaths receiving this code involved fentanyl.



Jackson County NC Fentanyl Involved Fatalities^ 2013-2024* Population: 45,281



	Total of All med/drug Fatalities	Number of Fentanyl-Involved^ Fatalities	Number of Non-Fentanyl med/drug Fatalities	Percent Fentanyl-Involved^ Fatalities	Percent Non-Fentanyl med/drug Fatalities
2013	6	3	3	50%	50%
2014	5	3	2	60%	40%
2015	5	0	5	0%	100%
2016	16	4	12	25%	75%
2017	13	6	7	46%	54%
2018	16	10	6	63%	38%
2019	13	6	7	46%	54%
2020	22	19	3	86%	14%
2021	22	18	4	82%	18%
2022	23	17	6	74%	26%
2023	21	15	6	71%	29%
2024*	14	11	3	79%	21%
Total 2013-2024*	176	112	64	64%	36%
NC STATEWIDE	32302	19650	12652	61%	39%

Note:

Number of deaths due to a medication and/or drug overdose of any intent, as well as the subset of overdoses which involved fentanyl^, by county

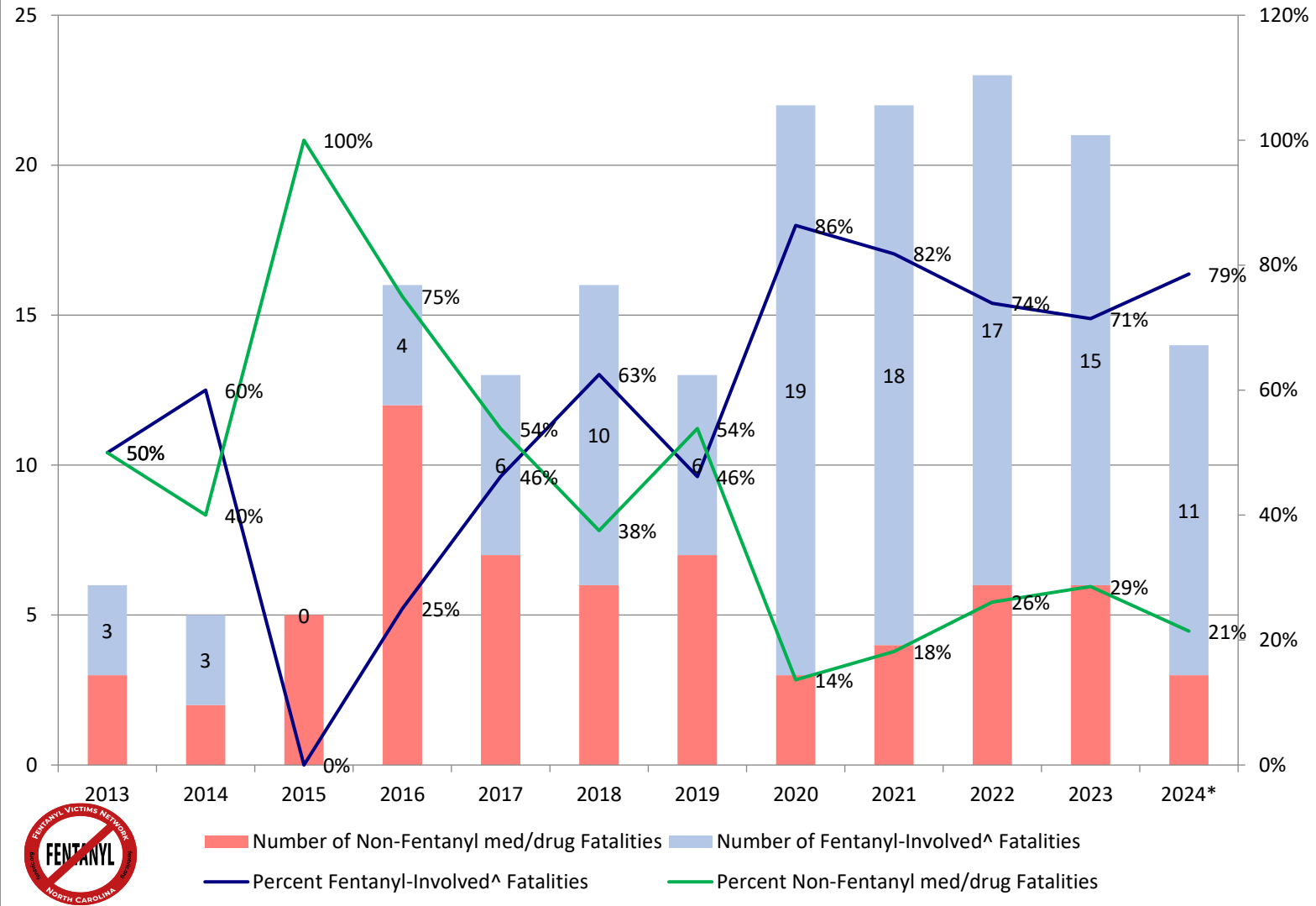
Limited to North Carolina Residents

*2024 data are provisional as of 01/15/26 and subject to change

^There is no individual code for fentanyl involvement on a death certificate; instead, the code T40.4 - an overdose involving an other synthetic narcotic is used as a proxy for fentanyl-involvement.

Fentanyl gets coded using the other synthetic narcotic code, but there may be other drugs included in this category; however, we know from toxicology data that the majority of deaths receiving this code involved fentanyl.

Jackson County NC Fentanyl Involved Fatalities^ 2013-2024* Population: 45,281



Johnston County NC Fentanyl Involved Fatalities^ 2013-2024* Population: 249,794



	Total of All med/drug Fatalities	Number of Fentanyl-Involved^ Fatalities	Number of Non-Fentanyl med/drug Fatalities	Percent Fentanyl-Involved^ Fatalities	Percent Non-Fentanyl med/drug Fatalities
2013	19	2	17	11%	89%
2014	17	3	14	18%	82%
2015	29	3	26	10%	90%
2016	21	5	16	24%	76%
2017	38	16	22	42%	58%
2018	27	12	15	44%	56%
2019	41	22	19	54%	46%
2020	48	34	14	71%	29%
2021	74	48	26	65%	35%
2022	69	53	16	77%	23%
2023	77	57	20	74%	26%
2024*	42	26	16	62%	38%
Total 2013-2024*	502	281	221	56%	44%
NC STATEWIDE	32302	19650	12652	61%	39%

Note:

Number of deaths due to a medication and/or drug overdose of any intent, as well as the subset of overdoses which involved fentanyl^, by county

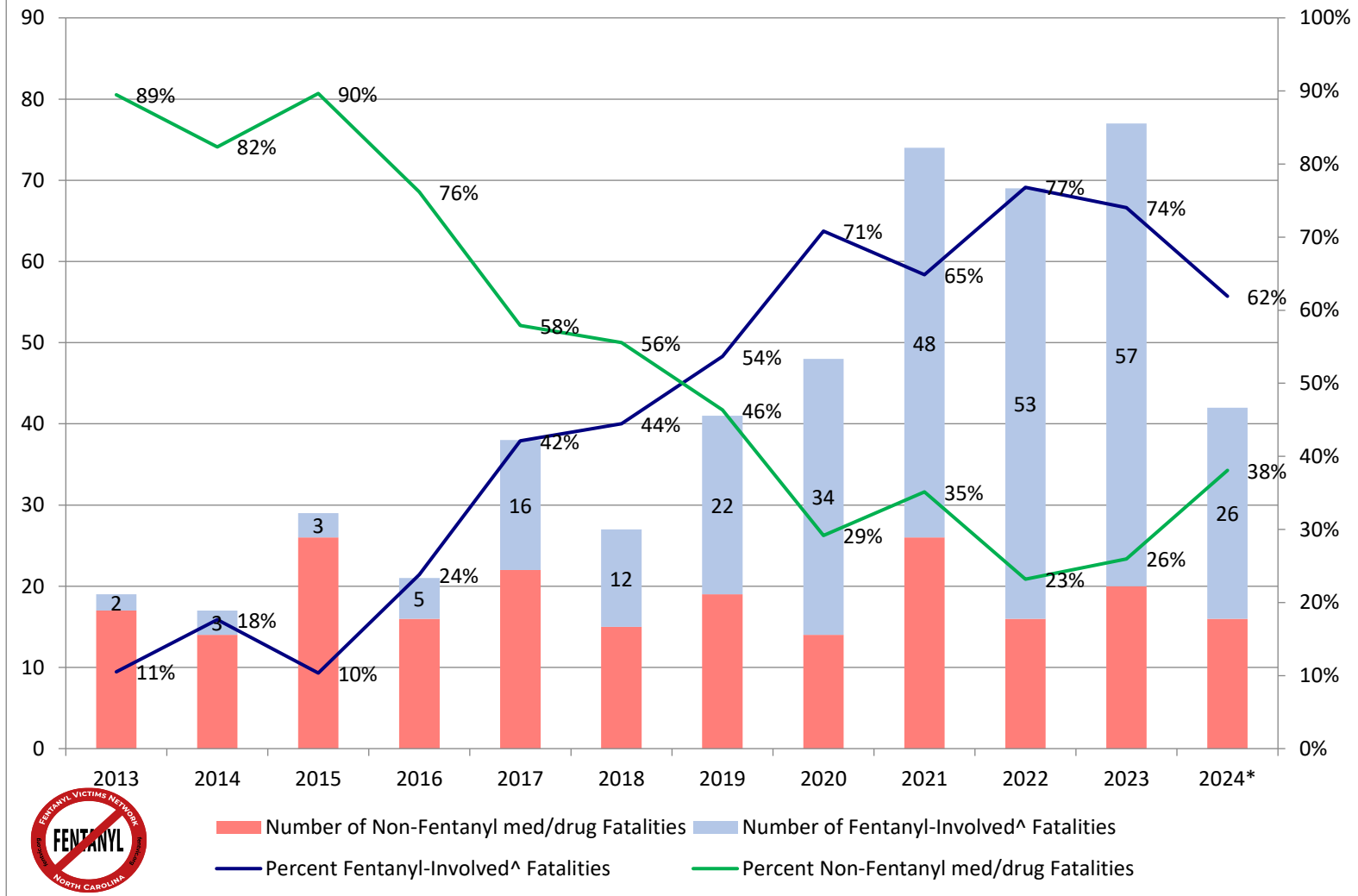
Limited to North Carolina Residents

*2024 data are provisional as of 01/15/26 and subject to change

^There is no individual code for fentanyl involvement on a death certificate; instead, the code T40.4 - an overdose involving an other synthetic narcotic is used as a proxy for fentanyl-involvement.

Fentanyl gets coded using the other synthetic narcotic code, but there may be other drugs included in this category; however, we know from toxicology data that the majority of deaths receiving this code involved fentanyl.

Johnston County NC Fentanyl Involved Fatalities^ 2013-2024* Population: 249,794



Jones County NC Fentanyl Involved Fatalities^ 2013-2024* Population: 9,462



	Total of All med/drug Fatalities	Number of Fentanyl-Involved^ Fatalities	Number of Non-Fentanyl med/drug Fatalities	Percent Fentanyl-Involved^ Fatalities	Percent Non-Fentanyl med/drug Fatalities
2013	0	0	0	0%	0%
2014	1	0	1	0%	100%
2015	3	0	3	0%	100%
2016	5	1	4	20%	80%
2017	6	4	2	67%	33%
2018	2	1	1	50%	50%
2019	4	2	2	50%	50%
2020	1	0	1	0%	100%
2021	3	2	1	67%	33%
2022	6	6	0	100%	0%
2023	4	4	0	100%	0%
2024*	2	1	1	50%	50%
Total 2013-2024*	37	21	16	57%	43%
NC STATEWIDE	32302	19650	12652	61%	39%

Note:

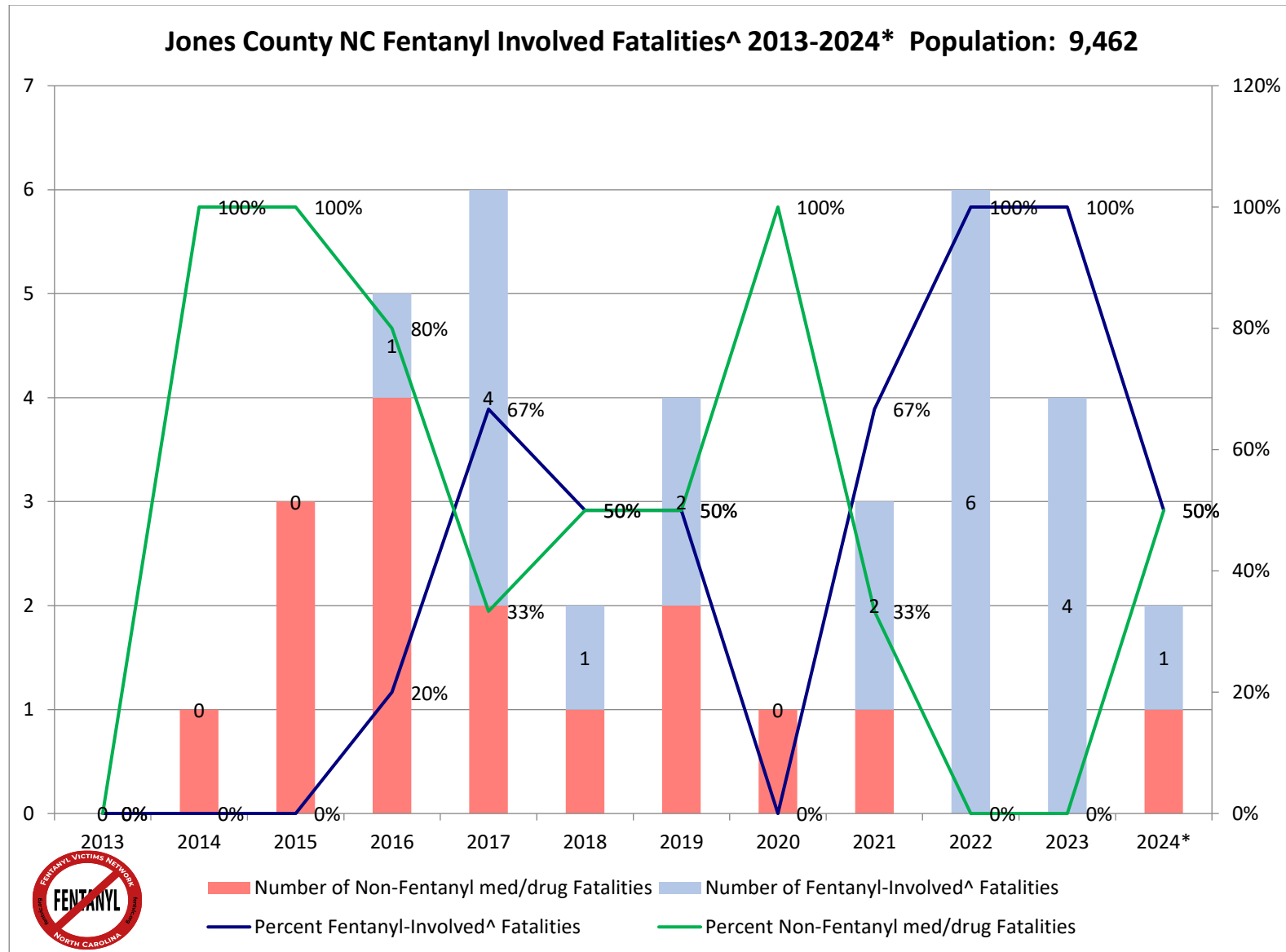
Number of deaths due to a medication and/or drug overdose of any intent, as well as the subset of overdoses which involved fentanyl^, by county

Limited to North Carolina Residents

*2024 data are provisional as of 01/15/26 and subject to change

^There is no individual code for fentanyl involvement on a death certificate; instead, the code T40.4 - an overdose involving an other synthetic narcotic is used as a proxy for fentanyl-involvement.

Fentanyl gets coded using the other synthetic narcotic code, but there may be other drugs included in this category; however, we know from toxicology data that the majority of deaths receiving this code involved fentanyl.



Lee County NC Fentanyl Involved Fatalities^ 2013-2024* Population: 68,537



	Total of All med/drug Fatalities	Number of Fentanyl-Involved^ Fatalities	Number of Non-Fentanyl med/drug Fatalities	Percent Fentanyl-Involved^ Fatalities	Percent Non-Fentanyl med/drug Fatalities
2013	8	2	6	25%	75%
2014	6	1	5	17%	83%
2015	10	3	7	30%	70%
2016	10	4	6	40%	60%
2017	21	15	6	71%	29%
2018	14	8	6	57%	43%
2019	20	14	6	70%	30%
2020	33	26	7	79%	21%
2021	36	34	2	94%	6%
2022	38	30	8	79%	21%
2023	33	28	5	85%	15%
2024*	26	20	6	77%	23%
Total 2013-2024*	255	185	70	73%	27%
NC STATEWIDE	32302	19650	12652	61%	39%

Note:

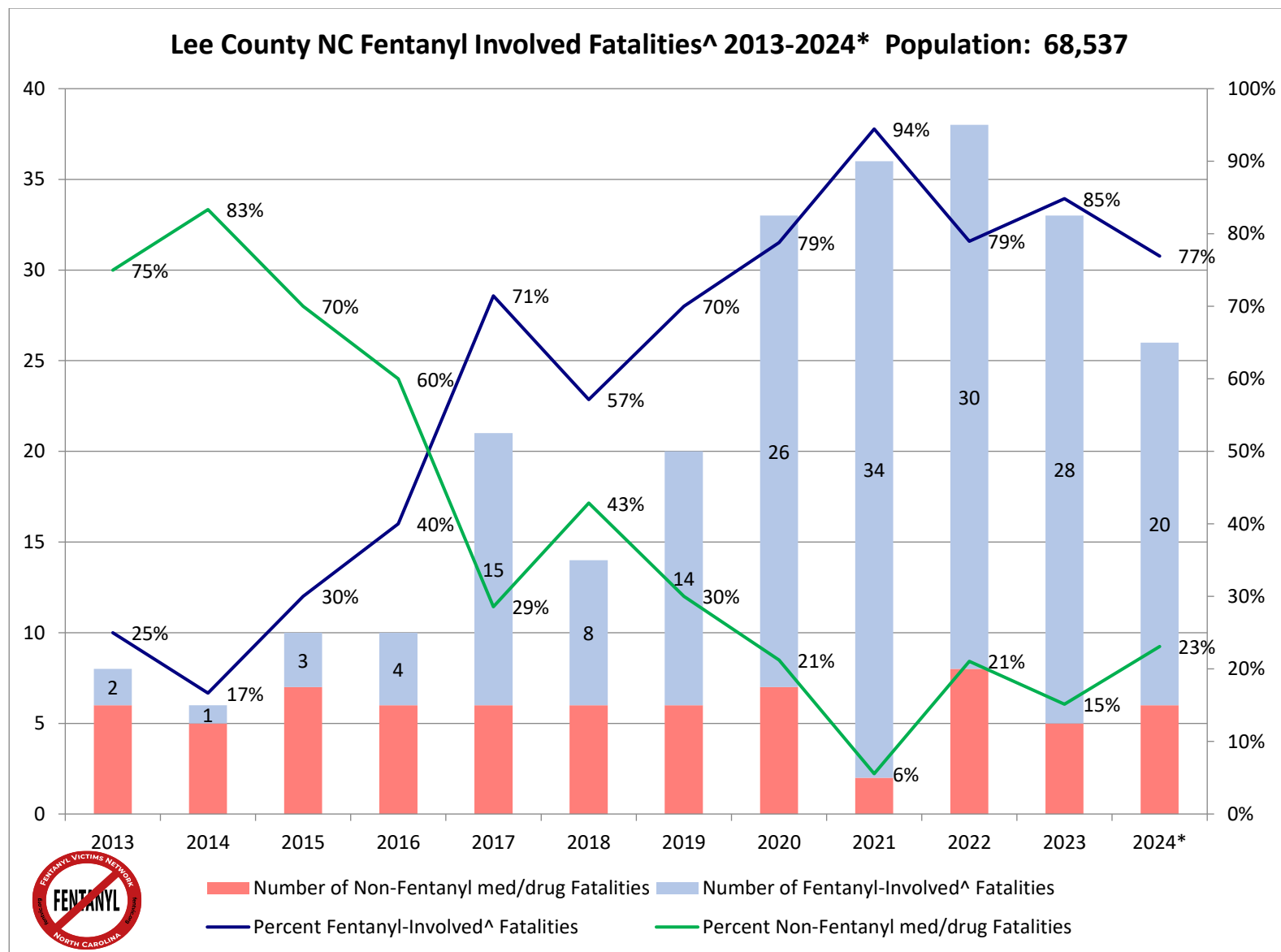
Number of deaths due to a medication and/or drug overdose of any intent, as well as the subset of overdoses which involved fentanyl^, by county

Limited to North Carolina Residents

*2024 data are provisional as of 01/15/26 and subject to change

^There is no individual code for fentanyl involvement on a death certificate; instead, the code T40.4 - an overdose involving an other synthetic narcotic is used as a proxy for fentanyl-involvement.

Fentanyl gets coded using the other synthetic narcotic code, but there may be other drugs included in this category; however, we know from toxicology data that the majority of deaths receiving this code involved fentanyl.



Lenoir County NC Fentanyl Involved Fatalities^ 2013-2024* Population: 55,332



	Total of All med/drug Fatalities	Number of Fentanyl-Involved^ Fatalities	Number of Non-Fentanyl med/drug Fatalities	Percent Fentanyl-Involved^ Fatalities	Percent Non-Fentanyl med/drug Fatalities
2013	4	1	3	25%	75%
2014	5	1	4	20%	80%
2015	11	3	8	27%	73%
2016	6	0	6	0%	100%
2017	19	12	7	63%	37%
2018	5	4	1	80%	20%
2019	17	11	6	65%	35%
2020	17	15	2	88%	12%
2021	20	17	3	85%	15%
2022	22	20	2	91%	9%
2023	23	19	4	83%	17%
2024*	8	7	1	88%	13%
Total 2013-2024*	157	110	47	70%	30%
NC STATEWIDE	32302	19650	12652	61%	39%

Note:

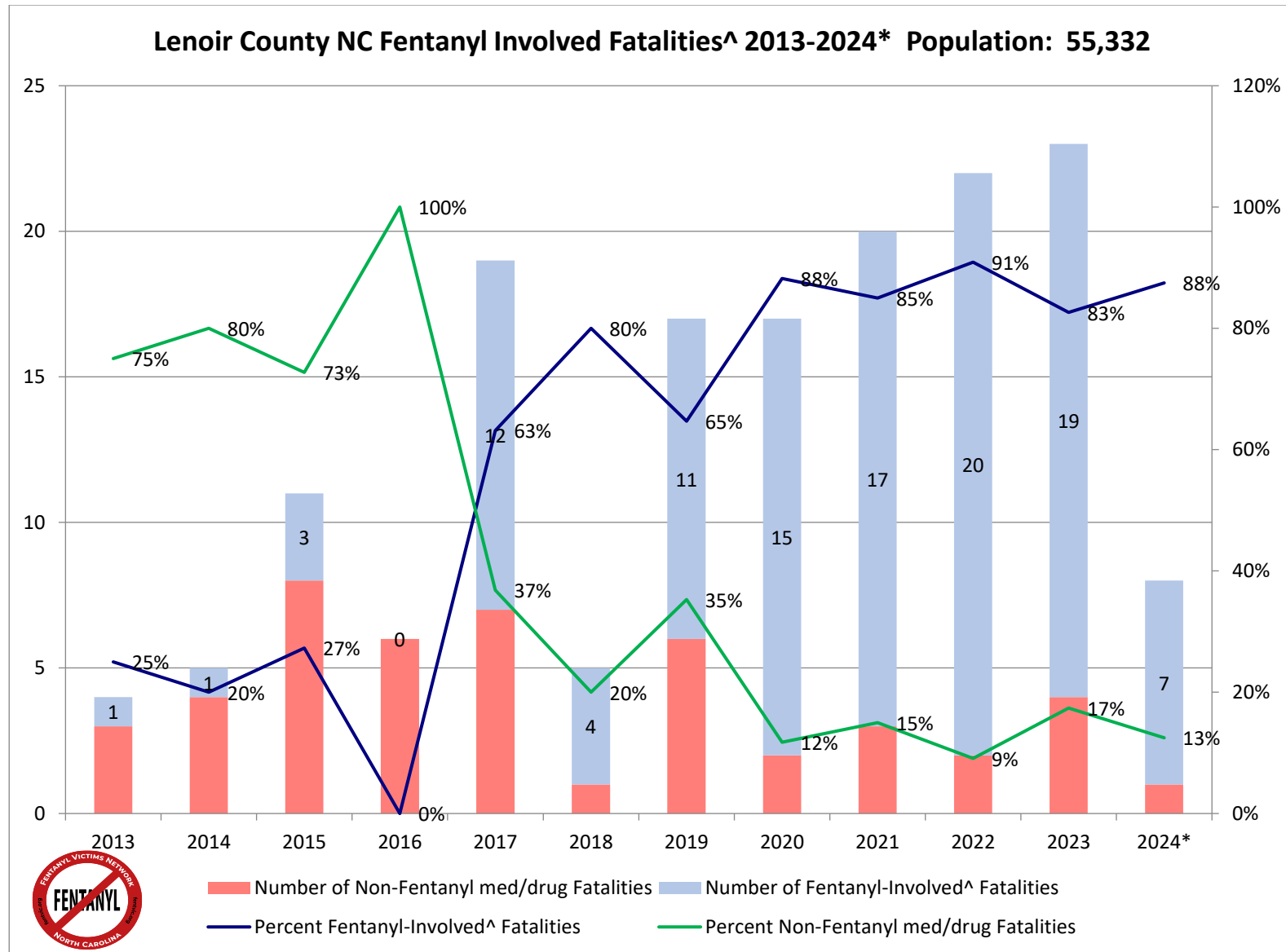
Number of deaths due to a medication and/or drug overdose of any intent, as well as the subset of overdoses which involved fentanyl^, by county

Limited to North Carolina Residents

*2024 data are provisional as of 01/15/26 and subject to change

^There is no individual code for fentanyl involvement on a death certificate; instead, the code T40.4 - an overdose involving an other synthetic narcotic is used as a proxy for fentanyl-involvement.

Fentanyl gets coded using the other synthetic narcotic code, but there may be other drugs included in this category; however, we know from toxicology data that the majority of deaths receiving this code involved fentanyl.



Lincoln County NC Fentanyl Involved Fatalities^ 2013-2024* Population: 97,611



	Total of All med/drug Fatalities	Number of Fentanyl-Involved^ Fatalities	Number of Non-Fentanyl med/drug Fatalities	Percent Fentanyl-Involved^ Fatalities	Percent Non-Fentanyl med/drug Fatalities
2013	17	2	15	12%	88%
2014	10	2	8	20%	80%
2015	9	0	9	0%	100%
2016	20	6	14	30%	70%
2017	13	7	6	54%	46%
2018	22	9	13	41%	59%
2019	13	3	10	23%	77%
2020	21	12	9	57%	43%
2021	36	26	10	72%	28%
2022	33	22	11	67%	33%
2023	37	30	7	81%	19%
2024*	33	21	12	64%	36%
Total 2013-2024*	264	140	124	53%	47%
NC STATEWIDE	32302	19650	12652	61%	39%

Note:

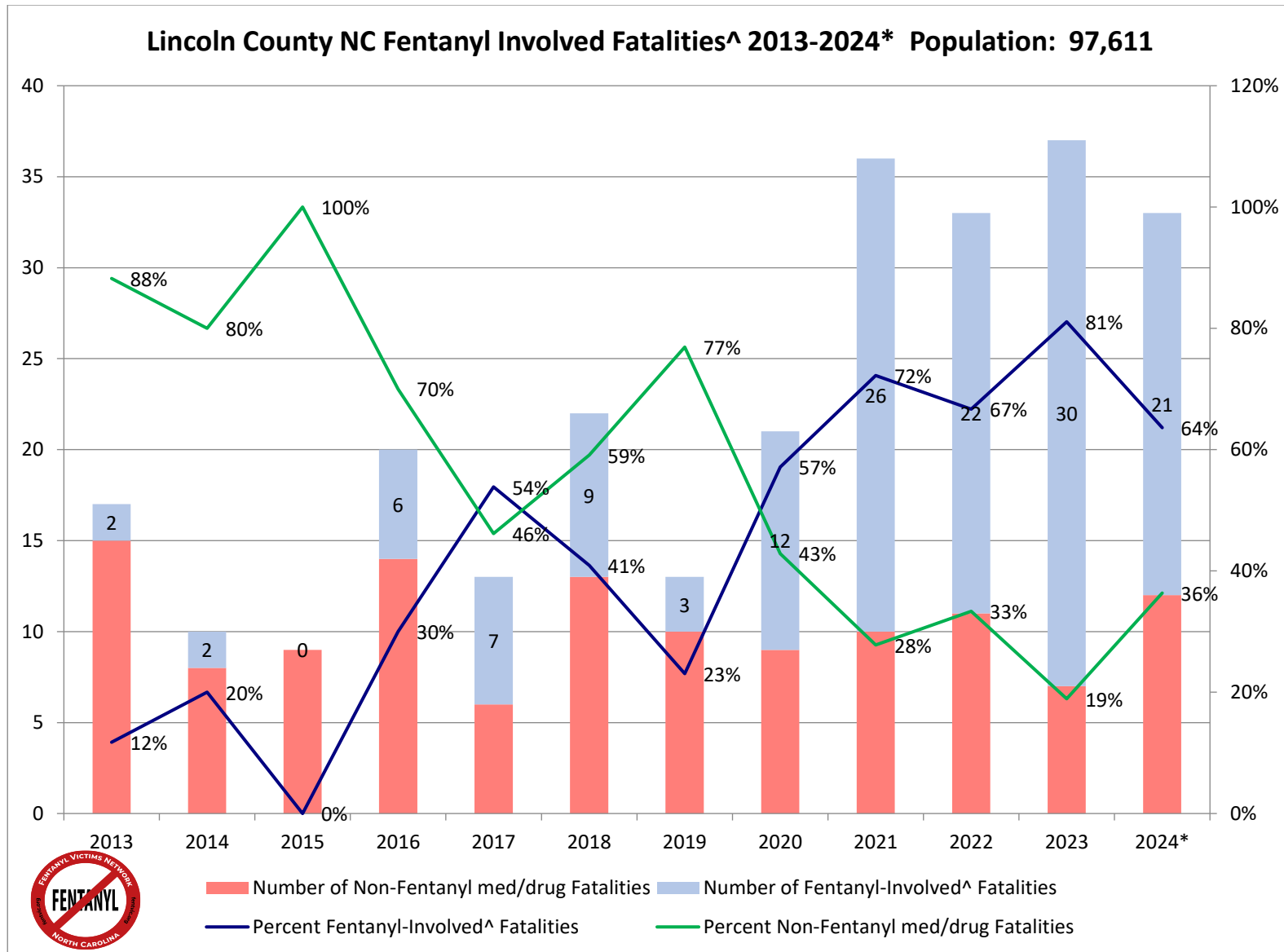
Number of deaths due to a medication and/or drug overdose of any intent, as well as the subset of overdoses which involved fentanyl^, by county

Limited to North Carolina Residents

*2024 data are provisional as of 01/15/26 and subject to change

^There is no individual code for fentanyl involvement on a death certificate; instead, the code T40.4 - an overdose involving an other synthetic narcotic is used as a proxy for fentanyl-involvement.

Fentanyl gets coded using the other synthetic narcotic code, but there may be other drugs included in this category; however, we know from toxicology data that the majority of deaths receiving this code involved fentanyl.



Macon County NC Fentanyl Involved Fatalities^ 2013-2024* Population: 38,717



	Total of All med/drug Fatalities	Number of Fentanyl-Involved^ Fatalities	Number of Non-Fentanyl med/drug Fatalities	Percent Fentanyl-Involved^ Fatalities	Percent Non-Fentanyl med/drug Fatalities
2013	3	0	3	0%	100%
2014	4	0	4	0%	100%
2015	7	0	7	0%	100%
2016	7	1	6	14%	86%
2017	10	4	6	40%	60%
2018	7	1	6	14%	86%
2019	8	2	6	25%	75%
2020	13	6	7	46%	54%
2021	17	15	2	88%	12%
2022	19	15	4	79%	21%
2023	21	14	7	67%	33%
2024*	9	6	3	67%	33%
Total 2013-2024*	125	64	61	51%	49%
NC STATEWIDE	32302	19650	12652	61%	39%

Note:

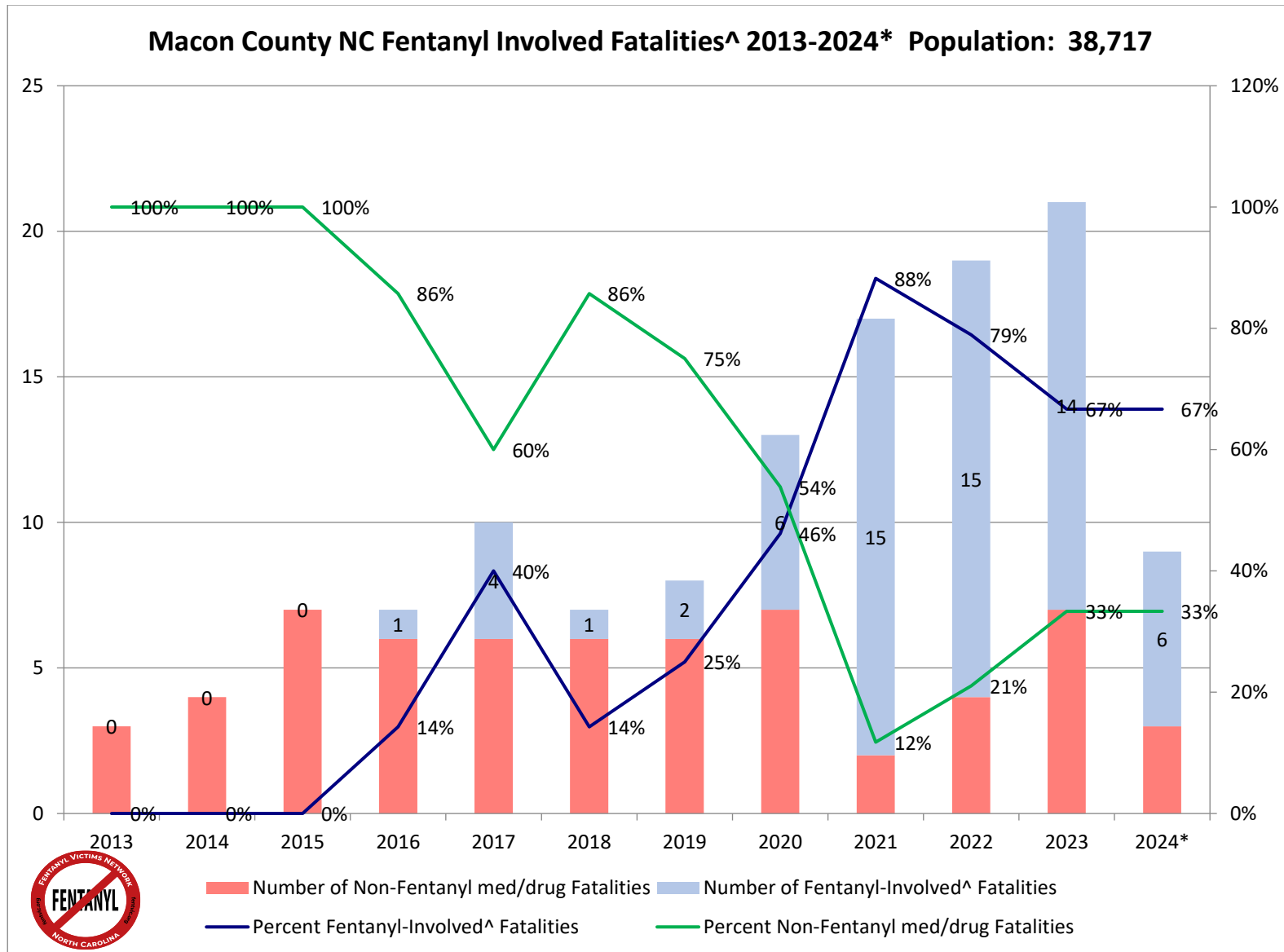
Number of deaths due to a medication and/or drug overdose of any intent, as well as the subset of overdoses which involved fentanyl^, by county

Limited to North Carolina Residents

*2024 data are provisional as of 01/15/26 and subject to change

^There is no individual code for fentanyl involvement on a death certificate; instead, the code T40.4 - an overdose involving an other synthetic narcotic is used as a proxy for fentanyl-involvement.

Fentanyl gets coded using the other synthetic narcotic code, but there may be other drugs included in this category; however, we know from toxicology data that the majority of deaths receiving this code involved fentanyl.



Madison County NC Fentanyl Involved Fatalities^ 2013-2024* Population: 22,352



	Total of All med/drug Fatalities	Number of Fentanyl-Involved^ Fatalities	Number of Non-Fentanyl med/drug Fatalities	Percent Fentanyl-Involved^ Fatalities	Percent Non-Fentanyl med/drug Fatalities
2013	1	0	1	0%	100%
2014	4	0	4	0%	100%
2015	8	2	6	25%	75%
2016	1	0	1	0%	100%
2017	3	3	0	100%	0%
2018	1	1	0	100%	0%
2019	7	3	4	43%	57%
2020	10	4	6	40%	60%
2021	4	4	0	100%	0%
2022	13	11	2	85%	15%
2023	7	4	3	57%	43%
2024*	8	4	4	50%	50%
Total 2013-2024*	67	36	31	54%	46%
NC STATEWIDE	32302	19650	12652	61%	39%

Note:

Number of deaths due to a medication and/or drug overdose of any intent, as well as the subset of overdoses which involved fentanyl^, by county

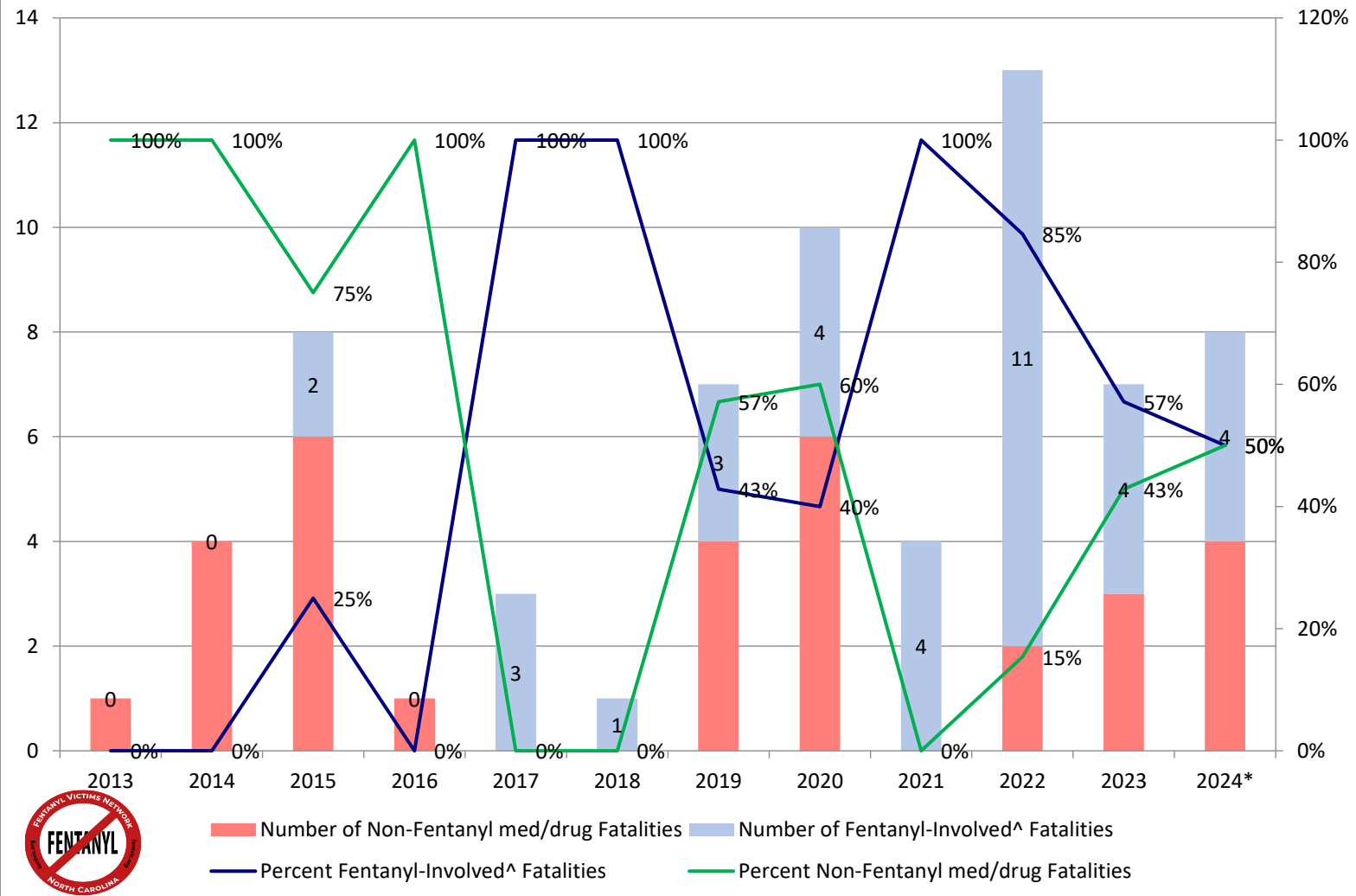
Limited to North Carolina Residents

*2024 data are provisional as of 01/15/26 and subject to change

^There is no individual code for fentanyl involvement on a death certificate; instead, the code T40.4 - an overdose involving an other synthetic narcotic is used as a proxy for fentanyl-involvement.

Fentanyl gets coded using the other synthetic narcotic code, but there may be other drugs included in this category; however, we know from toxicology data that the majority of deaths receiving this code involved fentanyl.

Madison County NC Fentanyl Involved Fatalities^ 2013-2024* Population: 22,352



Martin County NC Fentanyl Involved Fatalities^ 2013-2024* Population: 21,523



	Total of All med/drug Fatalities	Number of Fentanyl-Involved^ Fatalities	Number of Non-Fentanyl med/drug Fatalities	Percent Fentanyl-Involved^ Fatalities	Percent Non-Fentanyl med/drug Fatalities
2013	3	0	3	0%	100%
2014	2	0	2	0%	100%
2015	3	0	3	0%	100%
2016	1	1	0	100%	0%
2017	6	3	3	50%	50%
2018	8	3	5	38%	63%
2019	6	3	3	50%	50%
2020	7	6	1	86%	14%
2021	9	6	3	67%	33%
2022	11	9	2	82%	18%
2023	7	5	2	71%	29%
2024*	8	6	2	75%	25%
Total 2013-2024*	71	42	29	59%	41%
NC STATEWIDE	32302	19650	12652	61%	39%

Note:

Number of deaths due to a medication and/or drug overdose of any intent, as well as the subset of overdoses which involved fentanyl^, by county

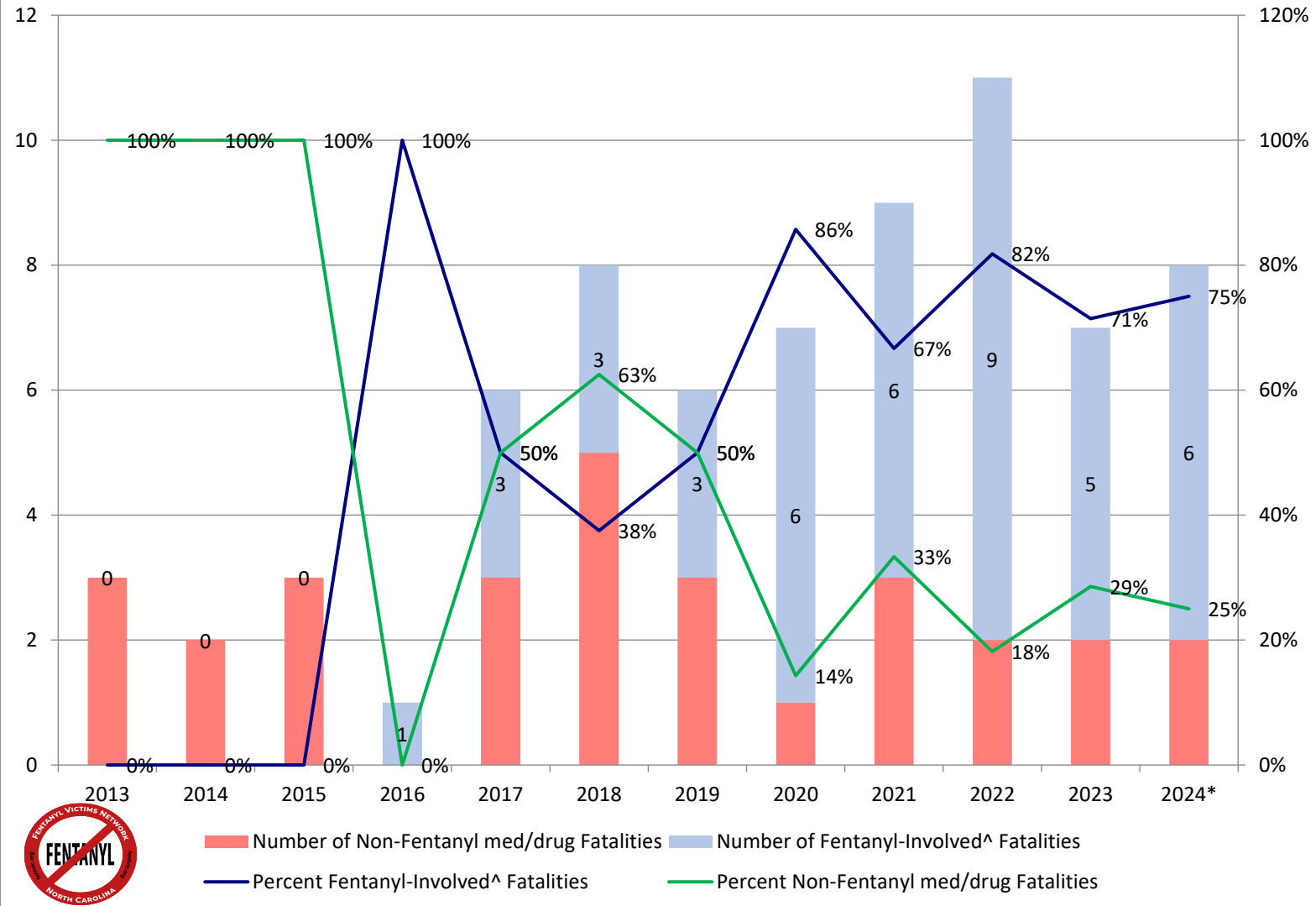
Limited to North Carolina Residents

*2024 data are provisional as of 01/15/26 and subject to change

^There is no individual code for fentanyl involvement on a death certificate; instead, the code T40.4 - an overdose involving an other synthetic narcotic is used as a proxy for fentanyl-involvement.

Fentanyl gets coded using the other synthetic narcotic code, but there may be other drugs included in this category; however, we know from toxicology data that the majority of deaths receiving this code involved fentanyl.

Martin County NC Fentanyl Involved Fatalities^ 2013-2024* Population: 21,523



McDowell County NC Fentanyl Involved Fatalities^ 2013-2024* Population: 45,269



	Total of All med/drug Fatalities	Number of Fentanyl-Involved^ Fatalities	Number of Non-Fentanyl med/drug Fatalities	Percent Fentanyl-Involved^ Fatalities	Percent Non-Fentanyl med/drug Fatalities
2013	4	0	4	0%	100%
2014	5	0	5	0%	100%
2015	8	1	7	13%	88%
2016	19	1	18	5%	95%
2017	15	8	7	53%	47%
2018	9	5	4	56%	44%
2019	14	7	7	50%	50%
2020	9	5	4	56%	44%
2021	23	15	8	65%	35%
2022	21	15	6	71%	29%
2023	24	18	6	75%	25%
2024*	10	5	5	50%	50%
Total 2013-2024*	161	80	81	50%	50%
NC STATEWIDE	32302	19650	12652	61%	39%

Note:

Number of deaths due to a medication and/or drug overdose of any intent, as well as the subset of overdoses which involved fentanyl^, by county

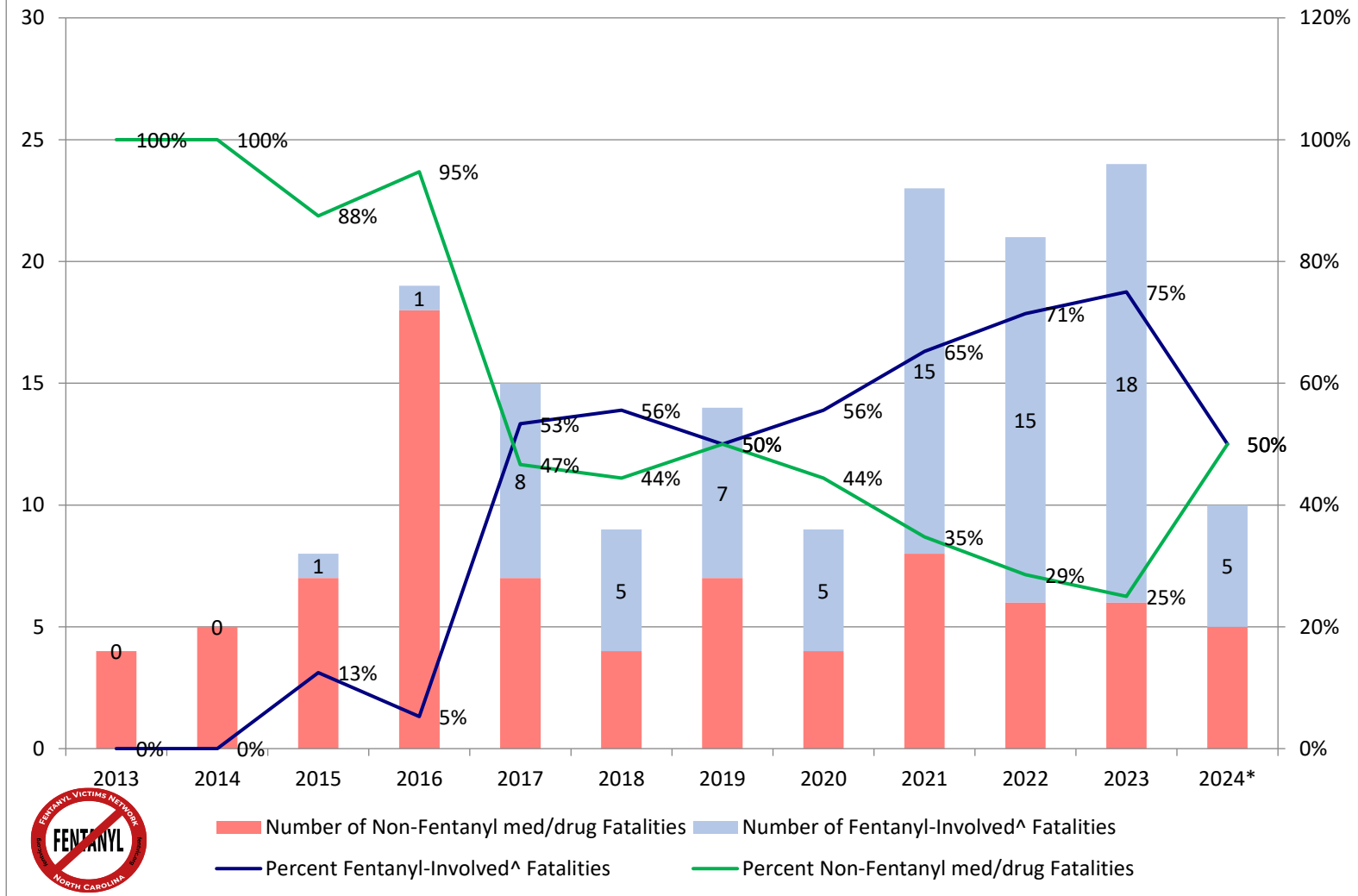
Limited to North Carolina Residents

*2024 data are provisional as of 01/15/26 and subject to change

^There is no individual code for fentanyl involvement on a death certificate; instead, the code T40.4 - an overdose involving an other synthetic narcotic is used as a proxy for fentanyl-involvement.

Fentanyl gets coded using the other synthetic narcotic code, but there may be other drugs included in this category; however, we know from toxicology data that the majority of deaths receiving this code involved fentanyl.

McDowell County NC Fentanyl Involved Fatalities^ 2013-2024* Population: 45,269



Mecklenburg County NC Fentanyl Involved Fatalities^ 2013-2024* Population: 1,206,285



	Total of All med/drug Fatalities	Number of Fentanyl-Involved^ Fatalities	Number of Non-Fentanyl med/drug Fatalities	Percent Fentanyl-Involved^ Fatalities	Percent Non-Fentanyl med/drug Fatalities
2013	65	5	60	8%	92%
2014	106	10	96	9%	91%
2015	104	20	84	19%	81%
2016	166	62	104	37%	63%
2017	206	134	72	65%	35%
2018	206	125	81	61%	39%
2019	191	121	70	63%	37%
2020	236	164	72	69%	31%
2021	237	188	49	79%	21%
2022	317	246	71	78%	22%
2023	353	279	74	79%	21%
2024*	269	197	72	73%	27%
Total 2013-2024*	2456	1551	905	63%	37%
NC STATEWIDE	32302	19650	12652	61%	39%

Note:

Number of deaths due to a medication and/or drug overdose of any intent, as well as the subset of overdoses which involved fentanyl^, by county

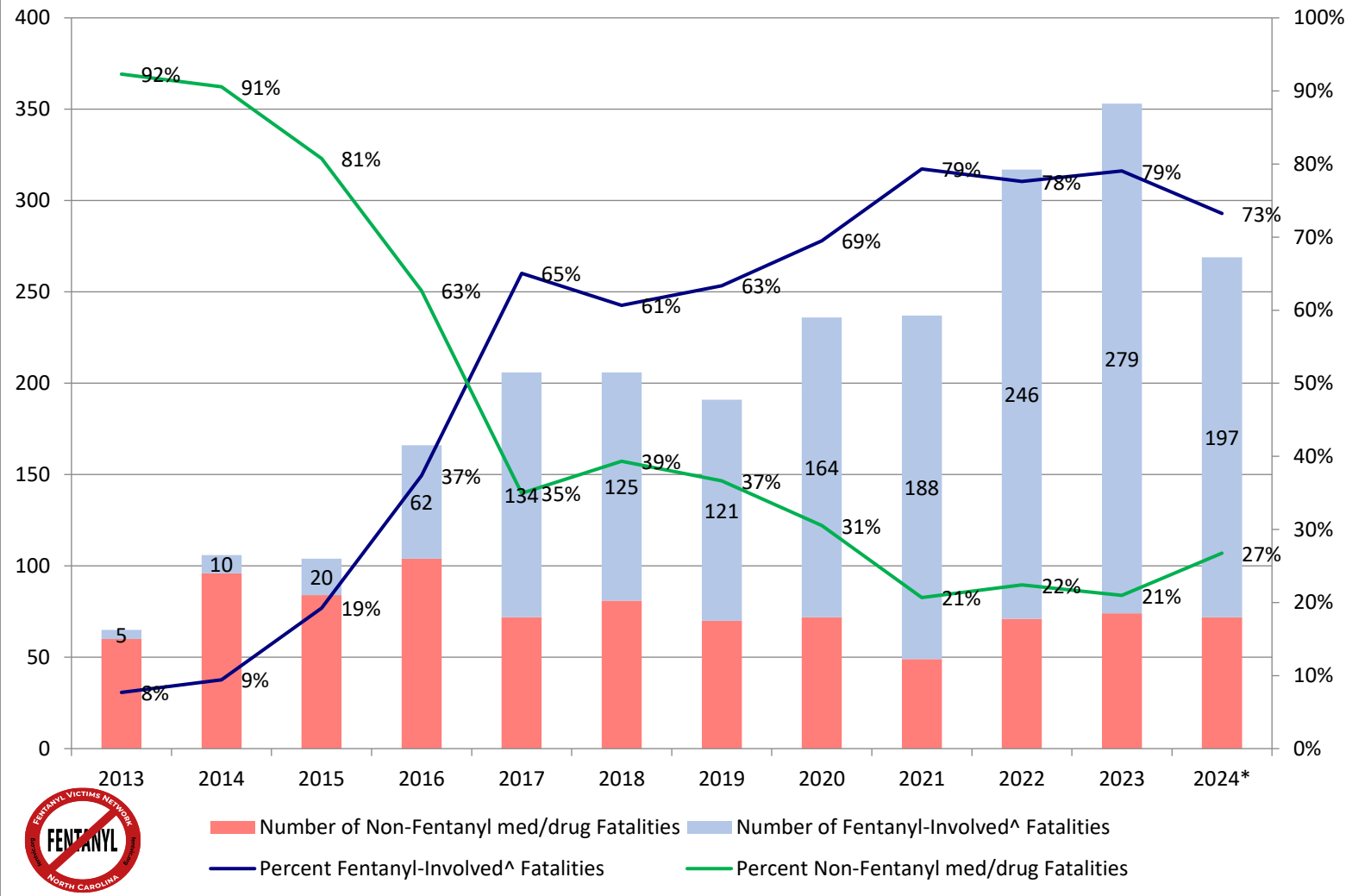
Limited to North Carolina Residents

*2024 data are provisional as of 01/15/26 and subject to change

^There is no individual code for fentanyl involvement on a death certificate; instead, the code T40.4 - an overdose involving an other synthetic narcotic is used as a proxy for fentanyl-involvement.

Fentanyl gets coded using the other synthetic narcotic code, but there may be other drugs included in this category; however, we know from toxicology data that the majority of deaths receiving this code involved fentanyl.

Mecklenburg County NC Fentanyl Involved Fatalities^ 2013-2024* Population: 1,206,285



Mitchell County NC Fentanyl Involved Fatalities^ 2013-2024* Population: 15,030



	Total of All med/drug Fatalities	Number of Fentanyl-Involved^ Fatalities	Number of Non-Fentanyl med/drug Fatalities	Percent Fentanyl-Involved^ Fatalities	Percent Non-Fentanyl med/drug Fatalities
2013	2	0	2	0%	100%
2014	3	1	2	33%	67%
2015	6	0	6	0%	100%
2016	3	0	3	0%	100%
2017	2	0	2	0%	100%
2018	4	2	2	50%	50%
2019	2	0	2	0%	100%
2020	6	3	3	50%	50%
2021	6	5	1	83%	17%
2022	5	3	2	60%	40%
2023	4	3	1	75%	25%
2024*	1	0	1	0%	100%
Total 2013-2024*	44	17	27	39%	61%
NC STATEWIDE	32302	19650	12652	61%	39%

Note:

Number of deaths due to a medication and/or drug overdose of any intent, as well as the subset of overdoses which involved fentanyl^, by county

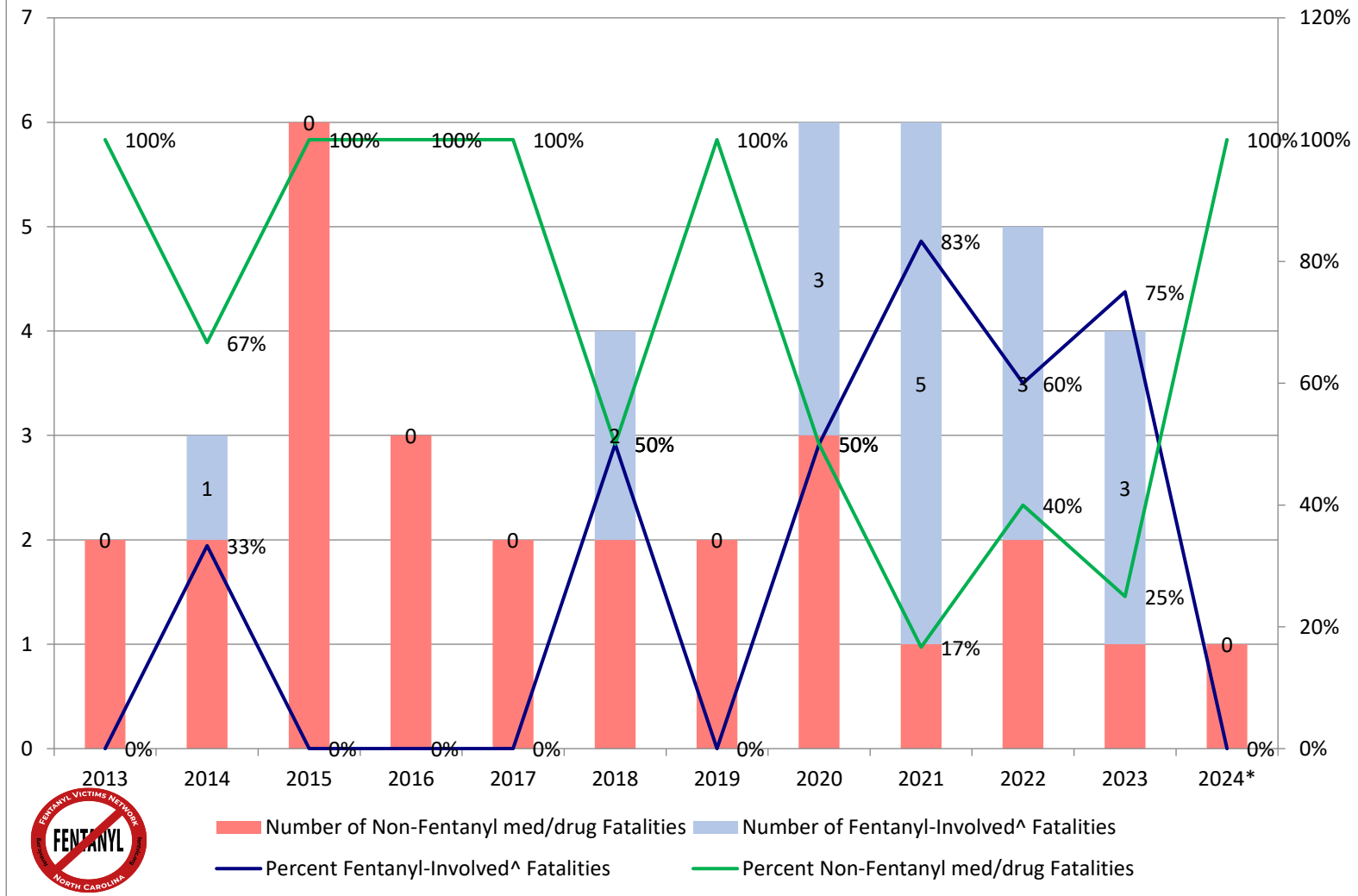
Limited to North Carolina Residents

*2024 data are provisional as of 01/15/26 and subject to change

^There is no individual code for fentanyl involvement on a death certificate; instead, the code T40.4 - an overdose involving an other synthetic narcotic is used as a proxy for fentanyl-involvement.

Fentanyl gets coded using the other synthetic narcotic code, but there may be other drugs included in this category; however, we know from toxicology data that the majority of deaths receiving this code involved fentanyl.

Mitchell County NC Fentanyl Involved Fatalities^ 2013-2024* Population: 15,030



Montgomery County NC Fentanyl Involved Fatalities^ 2013-2024* Population: 26,364



	Total of All med/drug Fatalities	Number of Fentanyl-Involved^ Fatalities	Number of Non-Fentanyl med/drug Fatalities	Percent Fentanyl-Involved^ Fatalities	Percent Non-Fentanyl med/drug Fatalities
2013	3	1	2	33%	67%
2014	0	0	0	0%	0%
2015	3	1	2	33%	67%
2016	0	0	0	0%	0%
2017	6	0	6	0%	100%
2018	5	1	4	20%	80%
2019	4	4	0	100%	0%
2020	7	6	1	86%	14%
2021	19	17	2	89%	11%
2022	17	15	2	88%	12%
2023	19	17	2	89%	11%
2024*	6	5	1	83%	17%
Total 2013-2024*	89	67	22	75%	25%
NC STATEWIDE	32302	19650	12652	61%	39%

Note:

Number of deaths due to a medication and/or drug overdose of any intent, as well as the subset of overdoses which involved fentanyl^, by county

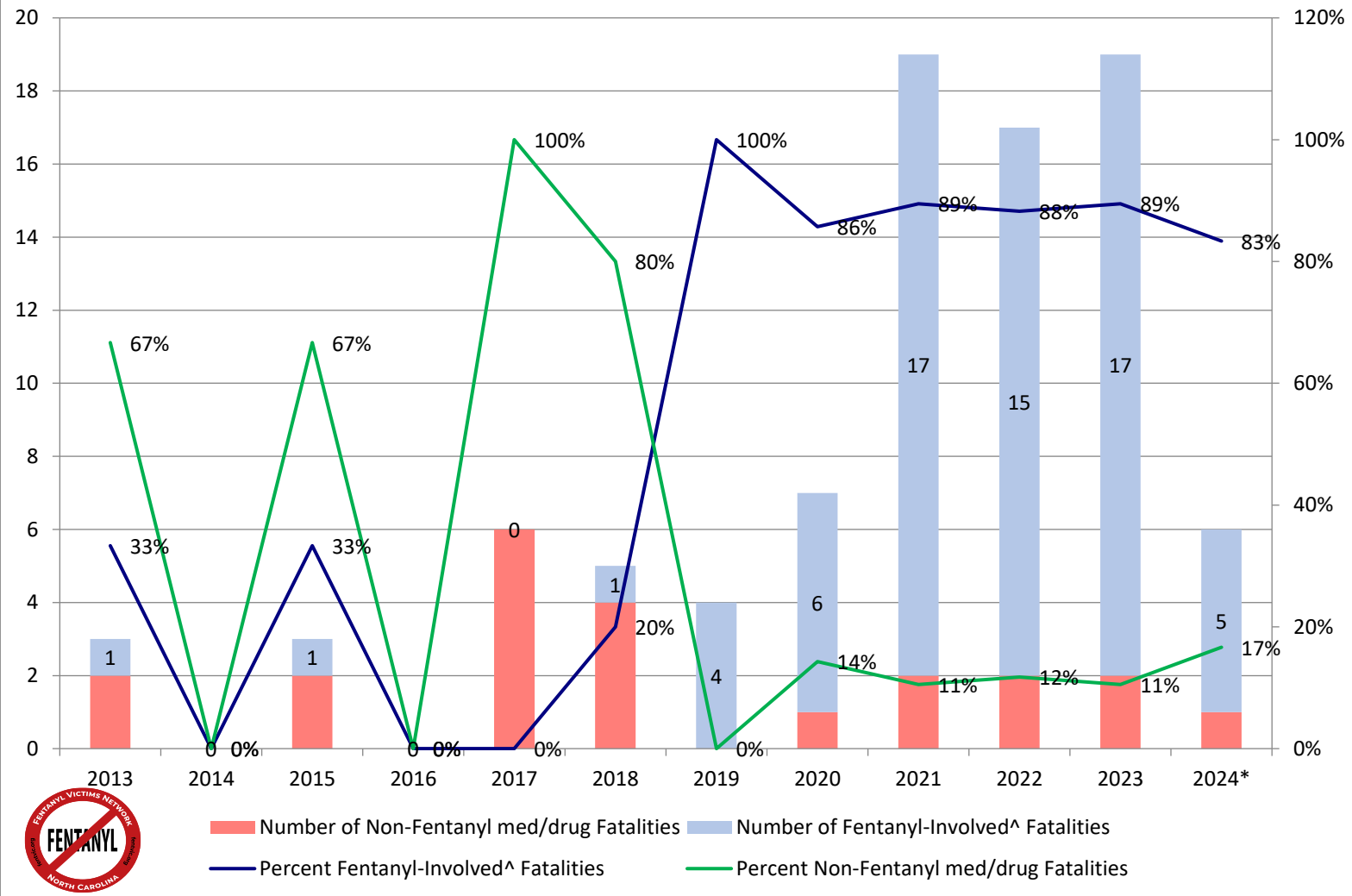
Limited to North Carolina Residents

*2024 data are provisional as of 01/15/26 and subject to change

^There is no individual code for fentanyl involvement on a death certificate; instead, the code T40.4 - an overdose involving an other synthetic narcotic is used as a proxy for fentanyl-involvement.

Fentanyl gets coded using the other synthetic narcotic code, but there may be other drugs included in this category; however, we know from toxicology data that the majority of deaths receiving this code involved fentanyl.

Montgomery County NC Fentanyl Involved Fatalities^ 2013-2024* Population: 26,364



Moore County NC Fentanyl Involved Fatalities^ 2013-2024* Population: 108,417



	Total of All med/drug Fatalities	Number of Fentanyl-Involved^ Fatalities	Number of Non-Fentanyl med/drug Fatalities	Percent Fentanyl-Involved^ Fatalities	Percent Non-Fentanyl med/drug Fatalities
2013	9	1	8	11%	89%
2014	13	1	12	8%	92%
2015	13	3	10	23%	77%
2016	16	7	9	44%	56%
2017	16	6	10	38%	63%
2018	7	4	3	57%	43%
2019	21	18	3	86%	14%
2020	23	16	7	70%	30%
2021	32	21	11	66%	34%
2022	50	44	6	88%	12%
2023	43	26	17	60%	40%
2024*	22	19	3	86%	14%
Total 2013-2024*	265	166	99	63%	37%
NC STATEWIDE	32302	19650	12652	61%	39%

Note:

Number of deaths due to a medication and/or drug overdose of any intent, as well as the subset of overdoses which involved fentanyl^, by county

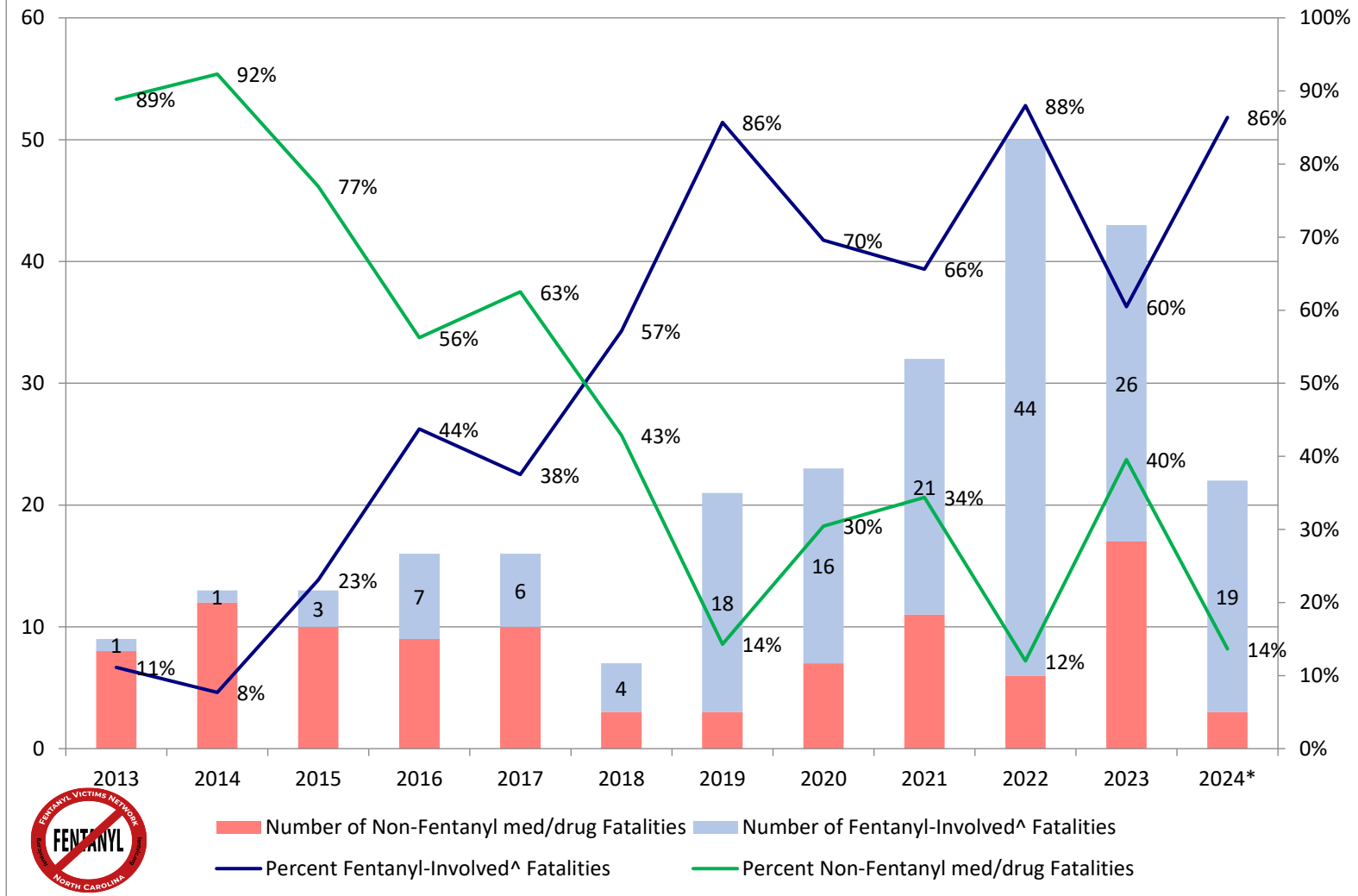
Limited to North Carolina Residents

*2024 data are provisional as of 01/15/26 and subject to change

^There is no individual code for fentanyl involvement on a death certificate; instead, the code T40.4 - an overdose involving an other synthetic narcotic is used as a proxy for fentanyl-involvement.

Fentanyl gets coded using the other synthetic narcotic code, but there may be other drugs included in this category; however, we know from toxicology data that the majority of deaths receiving this code involved fentanyl.

Moore County NC Fentanyl Involved Fatalities^ 2013-2024* Population: 108,417



Nash County NC Fentanyl Involved Fatalities^ 2013-2024* Population: 97,990



	Total of All med/drug Fatalities	Number of Fentanyl-Involved^ Fatalities	Number of Non-Fentanyl med/drug Fatalities	Percent Fentanyl-Involved^ Fatalities	Percent Non-Fentanyl med/drug Fatalities
2013	13	4	9	31%	69%
2014	10	3	7	30%	70%
2015	16	2	14	13%	88%
2016	25	11	14	44%	56%
2017	15	3	12	20%	80%
2018	28	17	11	61%	39%
2019	17	10	7	59%	41%
2020	28	22	6	79%	21%
2021	37	26	11	70%	30%
2022	41	32	9	78%	22%
2023	37	33	4	89%	11%
2024*	31	23	8	74%	26%
Total 2013-2024*	298	186	112	62%	38%
NC STATEWIDE	32302	19650	12652	61%	39%

Note:

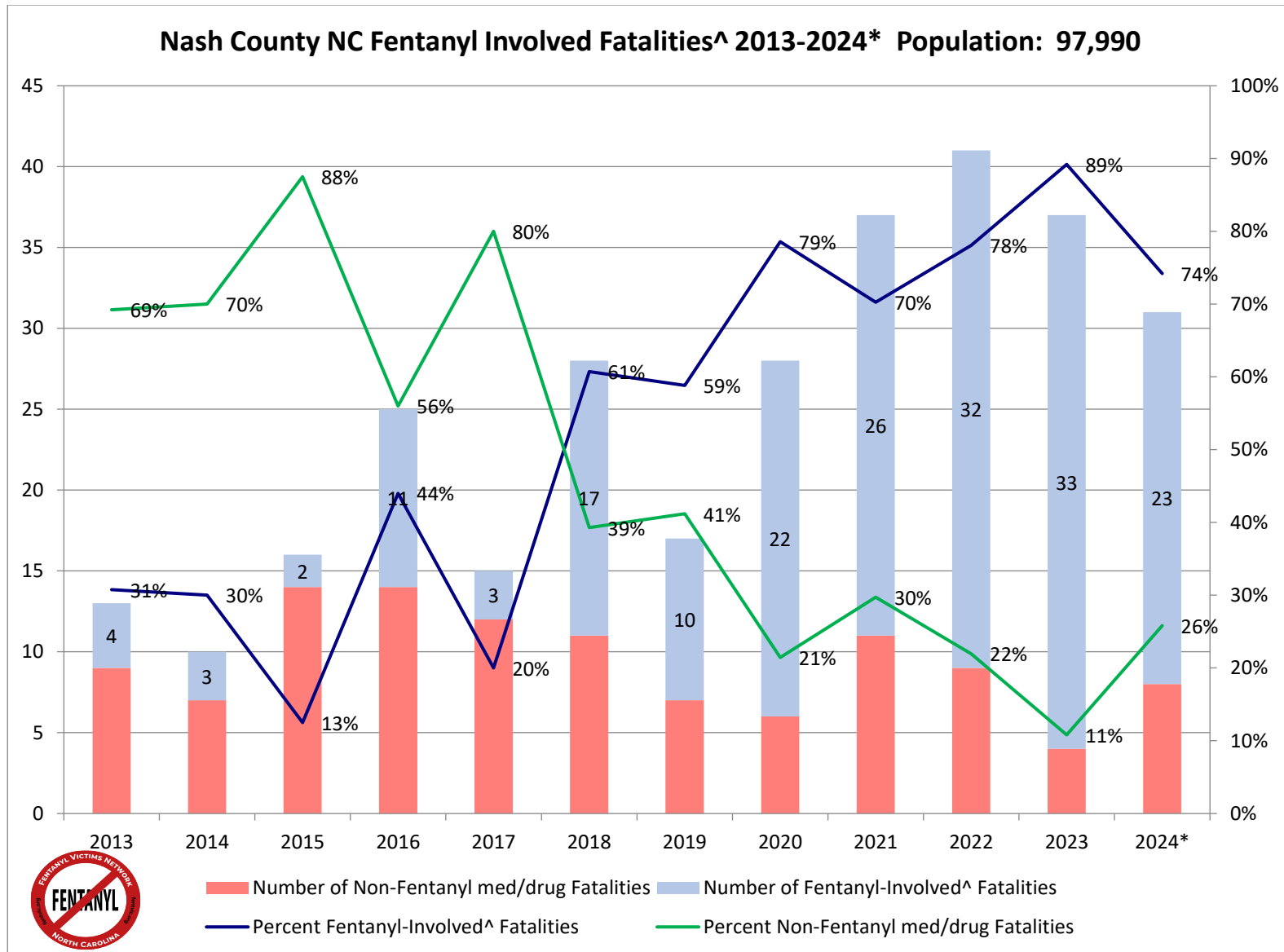
Number of deaths due to a medication and/or drug overdose of any intent, as well as the subset of overdoses which involved fentanyl^, by county

Limited to North Carolina Residents

*2024 data are provisional as of 01/15/26 and subject to change

^There is no individual code for fentanyl involvement on a death certificate; instead, the code T40.4 - an overdose involving an other synthetic narcotic is used as a proxy for fentanyl-involvement.

Fentanyl gets coded using the other synthetic narcotic code, but there may be other drugs included in this category; however, we know from toxicology data that the majority of deaths receiving this code involved fentanyl.



New Hanover County NC Fentanyl Involved Fatalities^ 2013-2024* Population: 243,333



	Total of All med/drug Fatalities	Number of Fentanyl-Involved^ Fatalities	Number of Non-Fentanyl med/drug Fatalities	Percent Fentanyl-Involved^ Fatalities	Percent Non-Fentanyl med/drug Fatalities
2013	39	6	33	15%	85%
2014	42	8	34	19%	81%
2015	53	18	35	34%	66%
2016	71	27	44	38%	62%
2017	87	47	40	54%	46%
2018	84	51	33	61%	39%
2019	72	54	18	75%	25%
2020	100	79	21	79%	21%
2021	97	79	18	81%	19%
2022	93	75	18	81%	19%
2023	105	81	24	77%	23%
2024*	91	68	23	75%	25%
Total 2013-2024*	934	593	341	63%	37%
NC STATEWIDE	32302	19650	12652	61%	39%

Note:

Number of deaths due to a medication and/or drug overdose of any intent, as well as the subset of overdoses which involved fentanyl^, by county

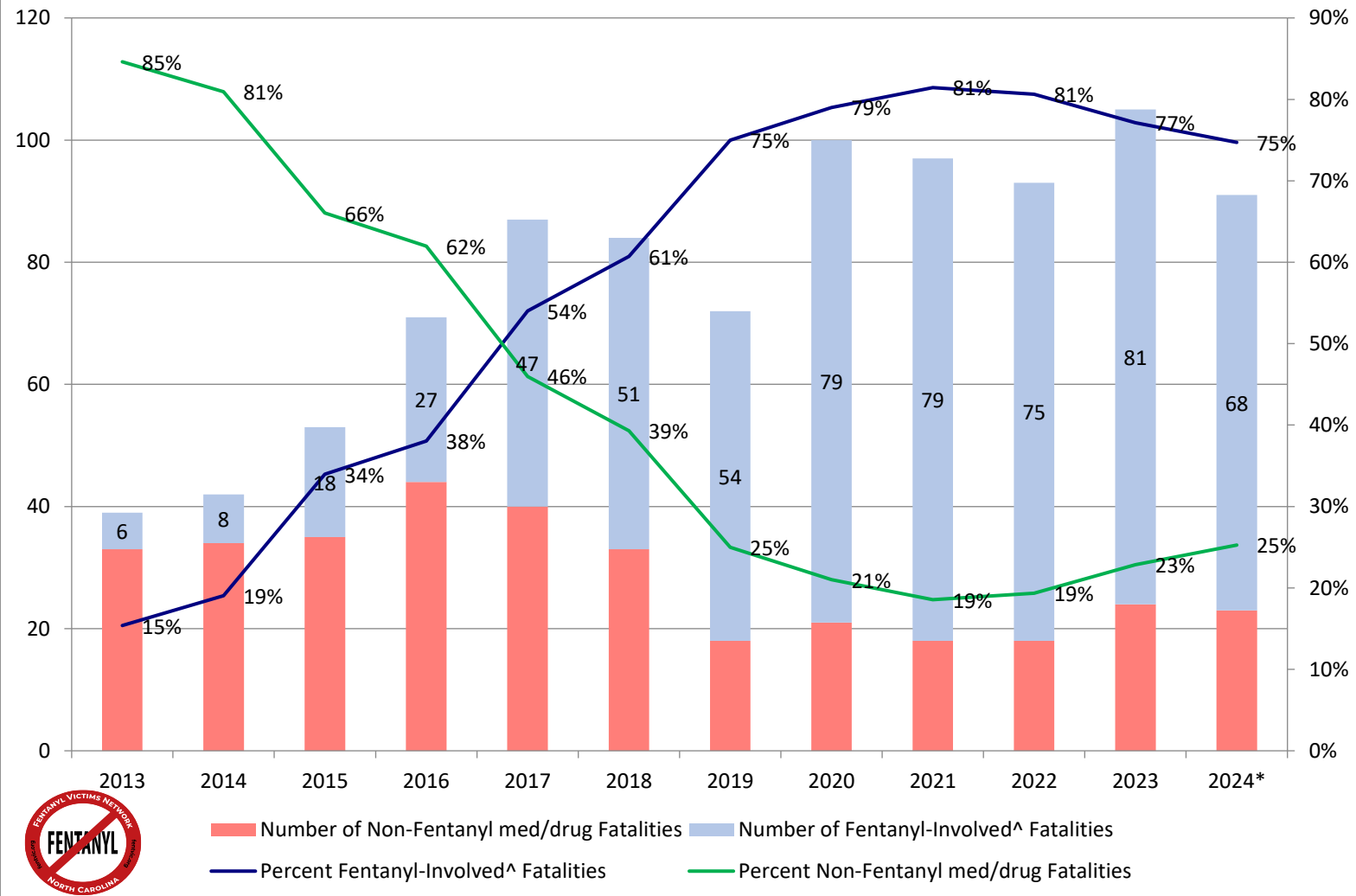
Limited to North Carolina Residents

*2024 data are provisional as of 01/15/26 and subject to change

^There is no individual code for fentanyl involvement on a death certificate; instead, the code T40.4 - an overdose involving an other synthetic narcotic is used as a proxy for fentanyl-involvement.

Fentanyl gets coded using the other synthetic narcotic code, but there may be other drugs included in this category; however, we know from toxicology data that the majority of deaths receiving this code involved fentanyl.

New Hanover County NC Fentanyl Involved Fatalities^ 2013-2024* Population: 243,333



Northampton County NC Fentanyl Involved Fatalities^ 2013-2024* Population: 16,580



	Total of All med/drug Fatalities	Number of Fentanyl-Involved^ Fatalities	Number of Non-Fentanyl med/drug Fatalities	Percent Fentanyl-Involved^ Fatalities	Percent Non-Fentanyl med/drug Fatalities
2013	1	0	1	0%	100%
2014	2	0	2	0%	100%
2015	2	0	2	0%	100%
2016	2	0	2	0%	100%
2017	4	2	2	50%	50%
2018	5	4	1	80%	20%
2019	2	2	0	100%	0%
2020	7	4	3	57%	43%
2021	5	2	3	40%	60%
2022	2	2	0	100%	0%
2023	4	3	1	75%	25%
2024*	5	3	2	60%	40%
Total 2013-2024*	41	22	19	54%	46%
NC STATEWIDE	32302	19650	12652	61%	39%

Note:

Number of deaths due to a medication and/or drug overdose of any intent, as well as the subset of overdoses which involved fentanyl^, by county

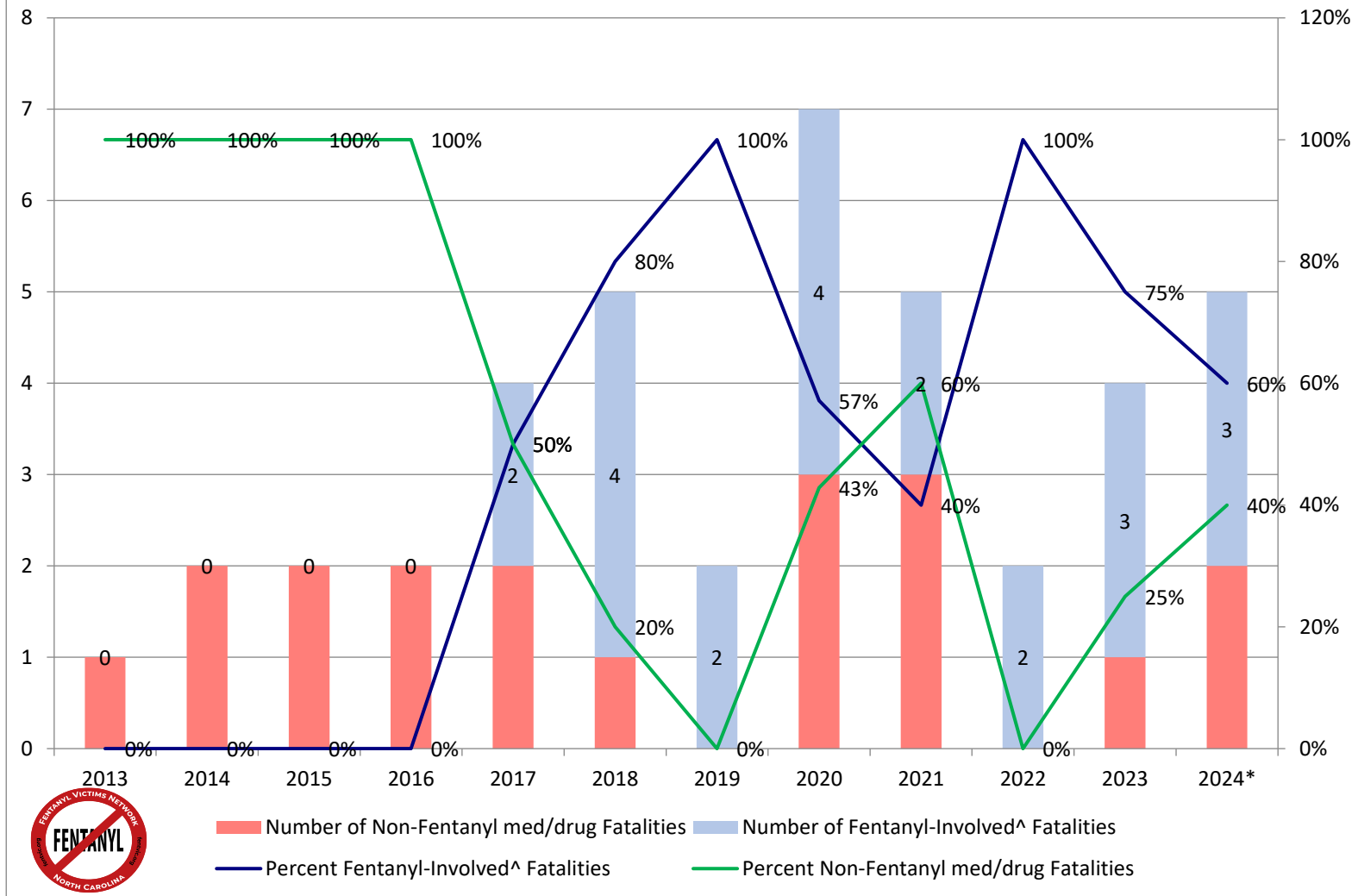
Limited to North Carolina Residents

*2024 data are provisional as of 01/15/26 and subject to change

^There is no individual code for fentanyl involvement on a death certificate; instead, the code T40.4 - an overdose involving an other synthetic narcotic is used as a proxy for fentanyl-involvement.

Fentanyl gets coded using the other synthetic narcotic code, but there may be other drugs included in this category; however, we know from toxicology data that the majority of deaths receiving this code involved fentanyl.

Northampton County NC Fentanyl Involved Fatalities^ 2013-2024* Population: 16,580



Onslow County NC Fentanyl Involved Fatalities^ 2013-2024* Population: 212,954



	Total of All med/drug Fatalities	Number of Fentanyl-Involved^ Fatalities	Number of Non-Fentanyl med/drug Fatalities	Percent Fentanyl-Involved^ Fatalities	Percent Non-Fentanyl med/drug Fatalities
2013	20	2	18	10%	90%
2014	22	4	18	18%	82%
2015	21	3	18	14%	86%
2016	43	20	23	47%	53%
2017	39	20	19	51%	49%
2018	48	25	23	52%	48%
2019	38	22	16	58%	42%
2020	59	43	16	73%	27%
2021	75	57	18	76%	24%
2022	92	75	17	82%	18%
2023	89	63	26	71%	29%
2024*	53	38	15	72%	28%
Total 2013-2024*	599	372	227	62%	38%
NC STATEWIDE	32302	19650	12652	61%	39%

Note:

Number of deaths due to a medication and/or drug overdose of any intent, as well as the subset of overdoses which involved fentanyl^, by county

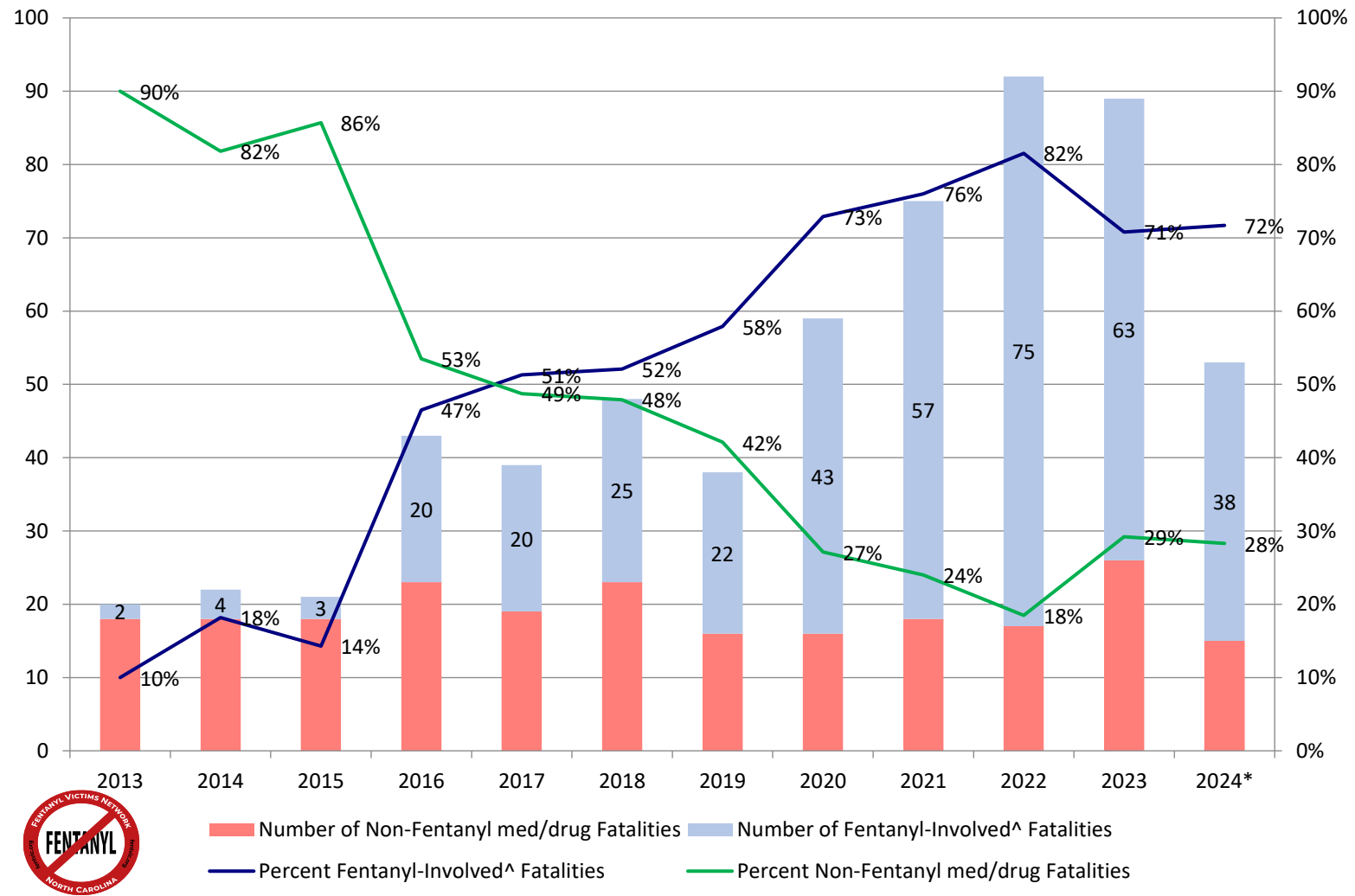
Limited to North Carolina Residents

*2024 data are provisional as of 01/15/26 and subject to change

^There is no individual code for fentanyl involvement on a death certificate; instead, the code T40.4 - an overdose involving an other synthetic narcotic is used as a proxy for fentanyl-involvement.

Fentanyl gets coded using the other synthetic narcotic code, but there may be other drugs included in this category; however, we know from toxicology data that the majority of deaths receiving this code involved fentanyl.

Onslow County NC Fentanyl Involved Fatalities^ 2013-2024* Population: 212,954



Orange County NC Fentanyl Involved Fatalities^ 2013-2024* Population: 152,877



	Total of All med/drug Fatalities	Number of Fentanyl-Involved^ Fatalities	Number of Non-Fentanyl med/drug Fatalities	Percent Fentanyl-Involved^ Fatalities	Percent Non-Fentanyl med/drug Fatalities
2013	10	3	7	30%	70%
2014	9	5	4	56%	44%
2015	10	0	10	0%	100%
2016	18	6	12	33%	67%
2017	13	4	9	31%	69%
2018	27	17	10	63%	37%
2019	16	12	4	75%	25%
2020	23	16	7	70%	30%
2021	32	20	12	63%	38%
2022	36	23	13	64%	36%
2023	34	22	12	65%	35%
2024*	18	9	9	50%	50%
Total 2013-2024*	246	137	109	56%	44%
NC STATEWIDE	32302	19650	12652	61%	39%

Note:

Number of deaths due to a medication and/or drug overdose of any intent, as well as the subset of overdoses which involved fentanyl^, by county

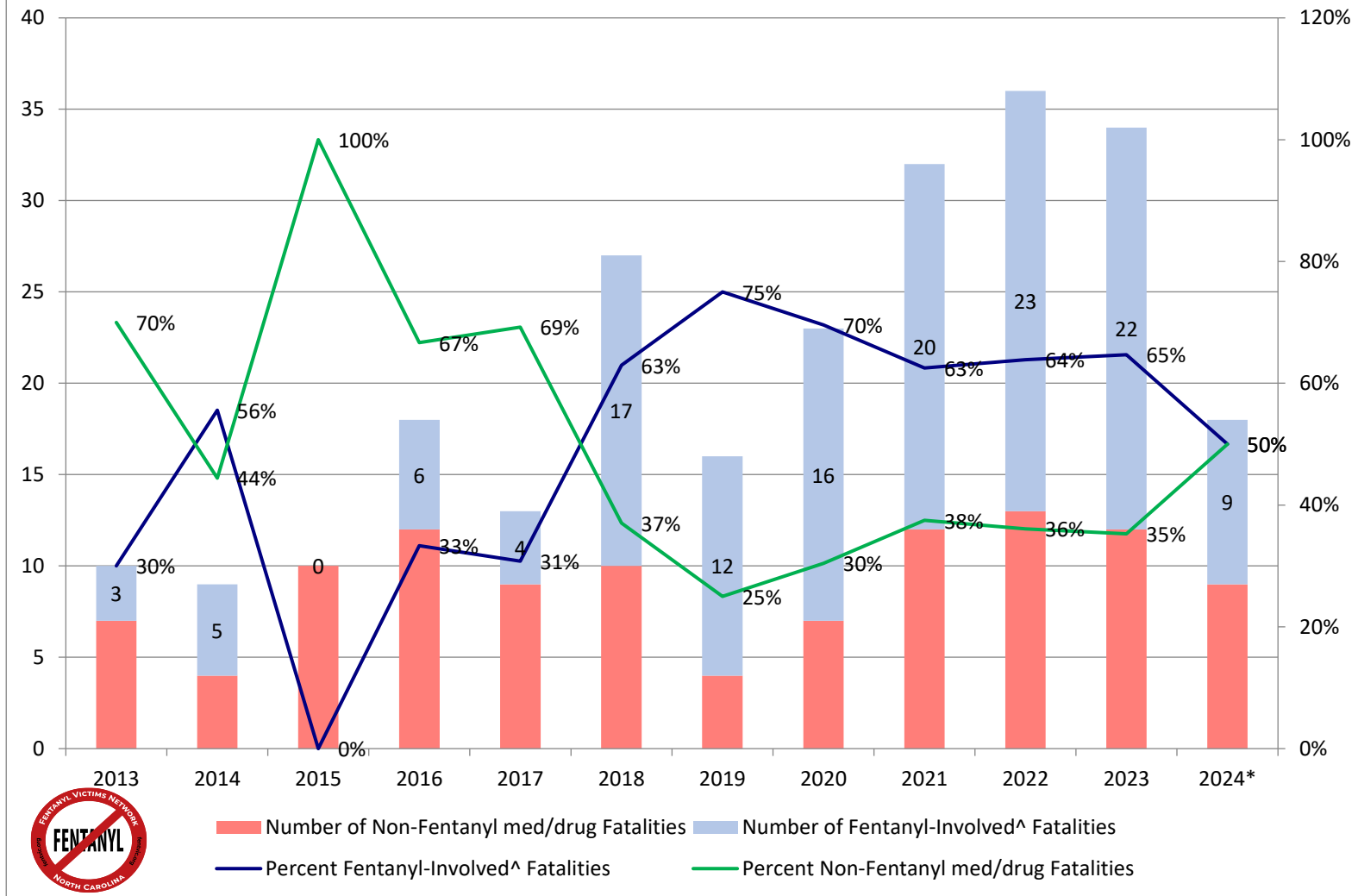
Limited to North Carolina Residents

*2024 data are provisional as of 01/15/26 and subject to change

^There is no individual code for fentanyl involvement on a death certificate; instead, the code T40.4 - an overdose involving an other synthetic narcotic is used as a proxy for fentanyl-involvement.

Fentanyl gets coded using the other synthetic narcotic code, but there may be other drugs included in this category; however, we know from toxicology data that the majority of deaths receiving this code involved fentanyl.

**Orange County NC Fentanyl Involved Fatalities^ 2013-2024* Population:
152,877**



Pamlico County NC Fentanyl Involved Fatalities^ 2013-2024* Population: 12,550



	Total of All med/drug Fatalities	Number of Fentanyl-Involved^ Fatalities	Number of Non-Fentanyl med/drug Fatalities	Percent Fentanyl-Involved^ Fatalities	Percent Non-Fentanyl med/drug Fatalities
2013	2	0	2	0%	100%
2014	4	2	2	50%	50%
2015	4	2	2	50%	50%
2016	2	1	1	50%	50%
2017	6	6	0	100%	0%
2018	5	4	1	80%	20%
2019	7	5	2	71%	29%
2020	12	9	3	75%	25%
2021	10	8	2	80%	20%
2022	13	9	4	69%	31%
2023	8	7	1	88%	13%
2024*	8	7	1	88%	13%
Total 2013-2024*	81	60	21	74%	26%
NC STATEWIDE	32302	19650	12652	61%	39%

Note:

Number of deaths due to a medication and/or drug overdose of any intent, as well as the subset of overdoses which involved fentanyl^, by county

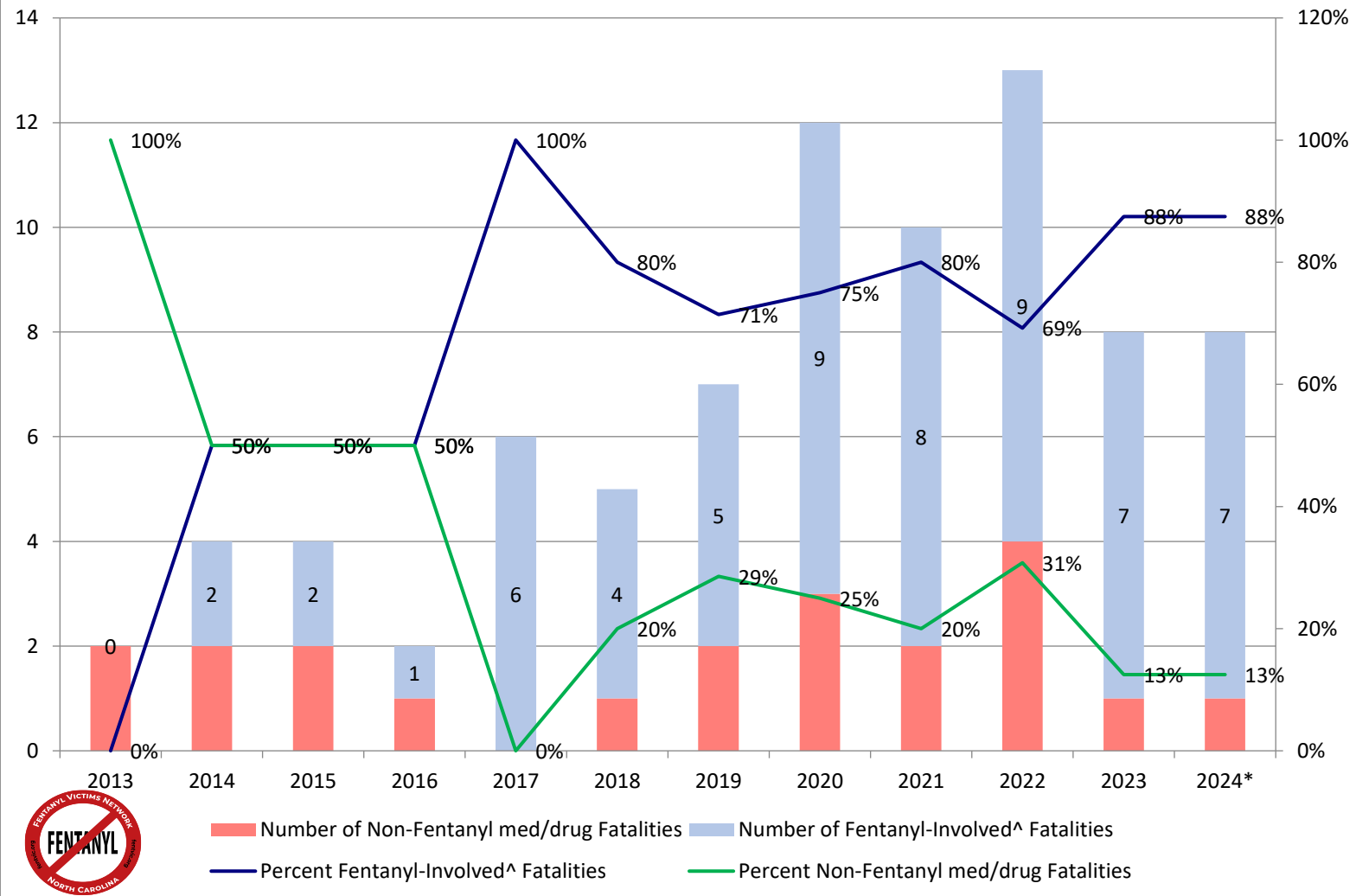
Limited to North Carolina Residents

*2024 data are provisional as of 01/15/26 and subject to change

^There is no individual code for fentanyl involvement on a death certificate; instead, the code T40.4 - an overdose involving an other synthetic narcotic is used as a proxy for fentanyl-involvement.

Fentanyl gets coded using the other synthetic narcotic code, but there may be other drugs included in this category; however, we know from toxicology data that the majority of deaths receiving this code involved fentanyl.

Pamlico County NC Fentanyl Involved Fatalities^ 2013-2024* Population: 12,550



Pasquotank County NC Fentanyl Involved Fatalities^ 2013-2024* Population: 41,418



	Total of All med/drug Fatalities	Number of Fentanyl-Involved^ Fatalities	Number of Non-Fentanyl med/drug Fatalities	Percent Fentanyl-Involved^ Fatalities	Percent Non-Fentanyl med/drug Fatalities
2013	4	0	4	0%	100%
2014	3	1	2	33%	67%
2015	4	1	3	25%	75%
2016	7	6	1	86%	14%
2017	9	5	4	56%	44%
2018	11	6	5	55%	45%
2019	16	11	5	69%	31%
2020	21	20	1	95%	5%
2021	20	19	1	95%	5%
2022	14	12	2	86%	14%
2023	20	18	2	90%	10%
2024*	13	12	1	92%	8%
Total 2013-2024*	142	111	31	78%	22%
NC STATEWIDE	32302	19650	12652	61%	39%

Note:

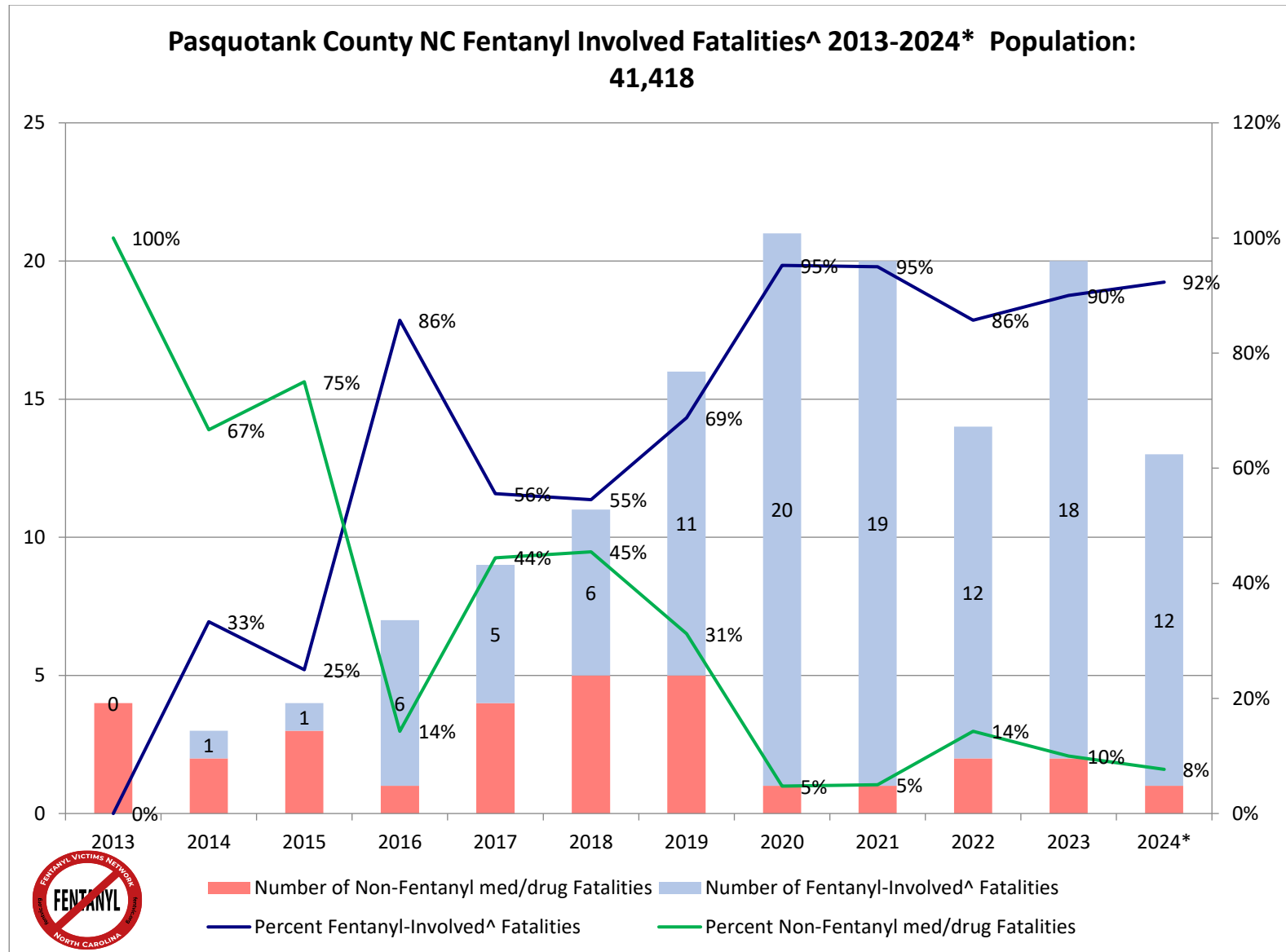
Number of deaths due to a medication and/or drug overdose of any intent, as well as the subset of overdoses which involved fentanyl^, by county

Limited to North Carolina Residents

*2024 data are provisional as of 01/15/26 and subject to change

^There is no individual code for fentanyl involvement on a death certificate; instead, the code T40.4 - an overdose involving an other synthetic narcotic is used as a proxy for fentanyl-involvement.

Fentanyl gets coded using the other synthetic narcotic code, but there may be other drugs included in this category; however, we know from toxicology data that the majority of deaths receiving this code involved fentanyl.



Pender County NC Fentanyl Involved Fatalities^ 2013-2024* Population: 70,077



	Total of All med/drug Fatalities	Number of Fentanyl-Involved^ Fatalities	Number of Non-Fentanyl med/drug Fatalities	Percent Fentanyl-Involved^ Fatalities	Percent Non-Fentanyl med/drug Fatalities
2013	7	0	7	0%	100%
2014	5	1	4	20%	80%
2015	17	4	13	24%	76%
2016	19	8	11	42%	58%
2017	17	11	6	65%	35%
2018	15	6	9	40%	60%
2019	14	7	7	50%	50%
2020	18	12	6	67%	33%
2021	27	18	9	67%	33%
2022	23	16	7	70%	30%
2023	20	17	3	85%	15%
2024*	10	8	2	80%	20%
Total 2013-2024*	192	108	84	56%	44%
NC STATEWIDE	32302	19650	12652	61%	39%

Note:

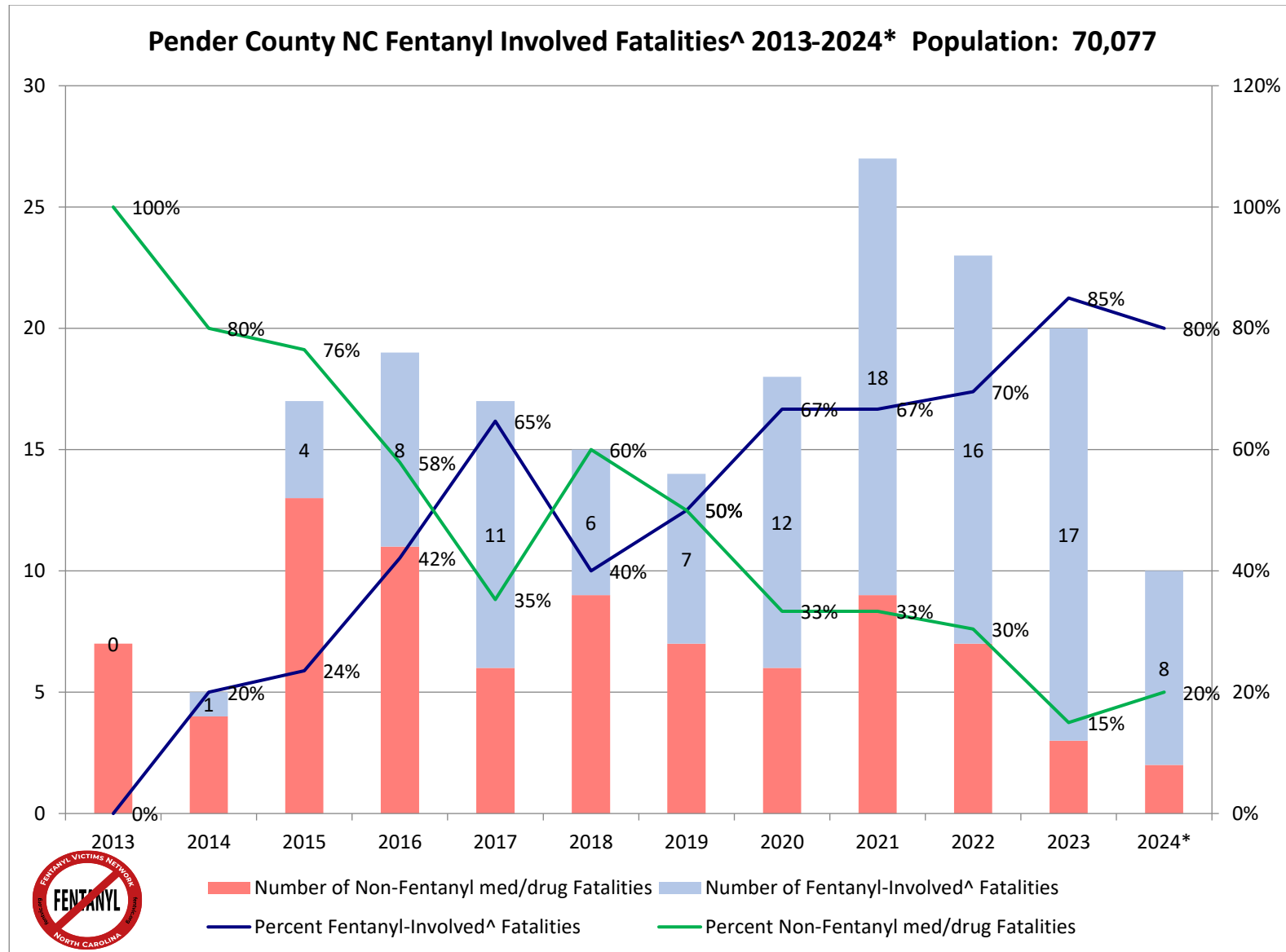
Number of deaths due to a medication and/or drug overdose of any intent, as well as the subset of overdoses which involved fentanyl^, by county

Limited to North Carolina Residents

*2024 data are provisional as of 01/15/26 and subject to change

^There is no individual code for fentanyl involvement on a death certificate; instead, the code T40.4 - an overdose involving an other synthetic narcotic is used as a proxy for fentanyl-involvement.

Fentanyl gets coded using the other synthetic narcotic code, but there may be other drugs included in this category; however, we know from toxicology data that the majority of deaths receiving this code involved fentanyl.



Perquimans County NC Fentanyl Involved Fatalities^ 2013-2024* Population: 13,460



	Total of All med/drug Fatalities	Number of Fentanyl-Involved^ Fatalities	Number of Non-Fentanyl med/drug Fatalities	Percent Fentanyl-Involved^ Fatalities	Percent Non-Fentanyl med/drug Fatalities
2013	1	0	1	0%	100%
2014	2	1	1	50%	50%
2015	4	1	3	25%	75%
2016	2	2	0	100%	0%
2017	1	0	1	0%	100%
2018	2	1	1	50%	50%
2019	3	1	2	33%	67%
2020	9	8	1	89%	11%
2021	6	6	0	100%	0%
2022	9	6	3	67%	33%
2023	1	1	0	100%	0%
2024*	5	5	0	100%	0%
Total 2013-2024*	45	32	13	71%	29%
NC STATEWIDE	32302	19650	12652	61%	39%

Note:

Number of deaths due to a medication and/or drug overdose of any intent, as well as the subset of overdoses which involved fentanyl^, by county

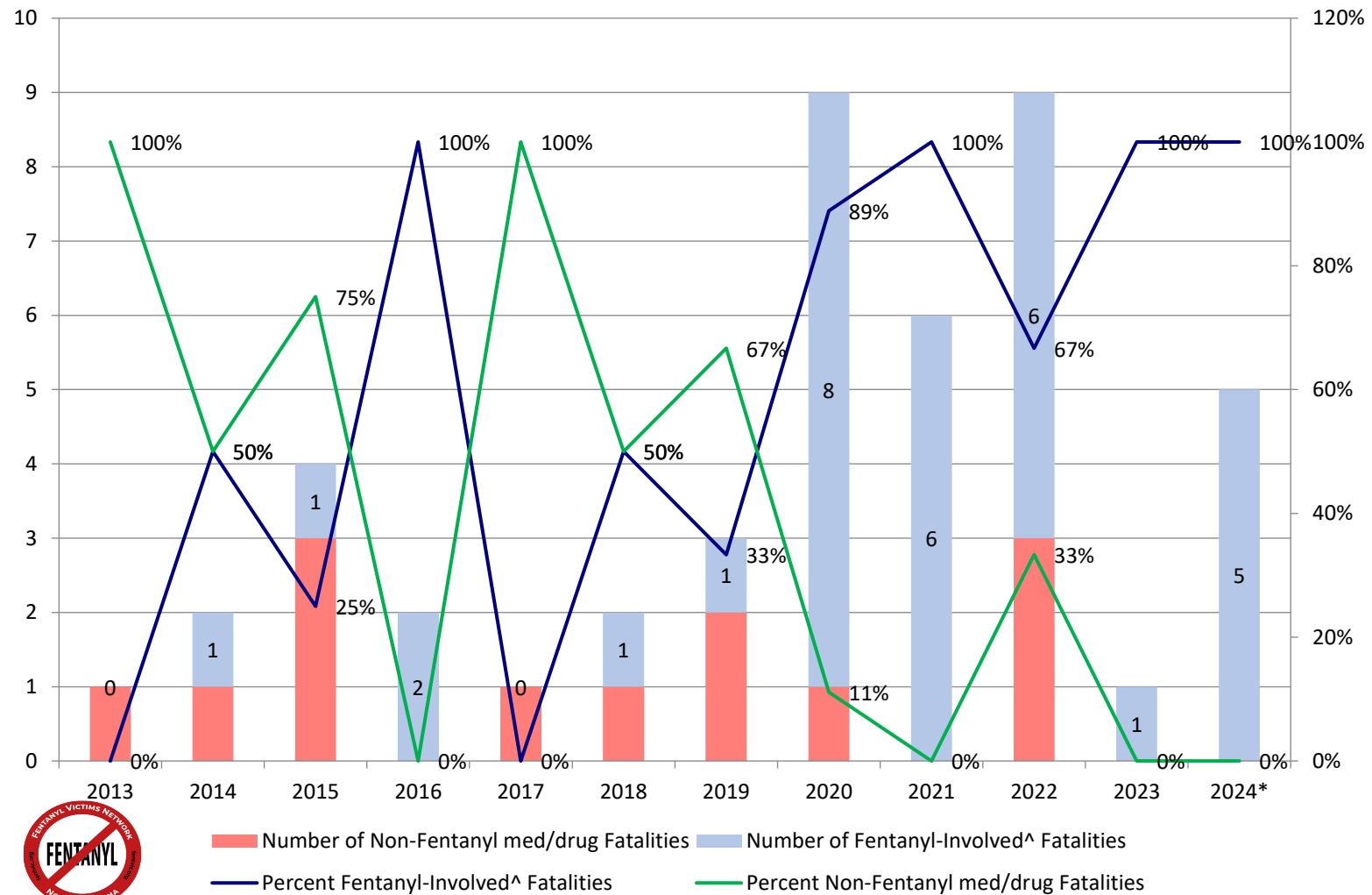
Limited to North Carolina Residents

*2024 data are provisional as of 01/15/26 and subject to change

^There is no individual code for fentanyl involvement on a death certificate; instead, the code T40.4 - an overdose involving an other synthetic narcotic is used as a proxy for fentanyl-involvement.

Fentanyl gets coded using the other synthetic narcotic code, but there may be other drugs included in this category; however, we know from toxicology data that the majority of deaths receiving this code involved fentanyl.

Perquimans County NC Fentanyl Involved Fatalities^ 2013-2024* Population: 13,460



Person County NC Fentanyl Involved Fatalities^ 2013-2024* Population: 40,143



	Total of All med/drug Fatalities	Number of Fentanyl-Involved^ Fatalities	Number of Non-Fentanyl med/drug Fatalities	Percent Fentanyl-Involved^ Fatalities	Percent Non-Fentanyl med/drug Fatalities
2013	5	0	5	0%	100%
2014	3	1	2	33%	67%
2015	5	0	5	0%	100%
2016	2	1	1	50%	50%
2017	7	2	5	29%	71%
2018	16	4	12	25%	75%
2019	8	3	5	38%	63%
2020	11	7	4	64%	36%
2021	13	6	7	46%	54%
2022	10	8	2	80%	20%
2023	16	11	5	69%	31%
2024*	12	7	5	58%	42%
Total 2013-2024*	108	50	58	46%	54%
NC STATEWIDE	32302	19650	12652	61%	39%

Note:

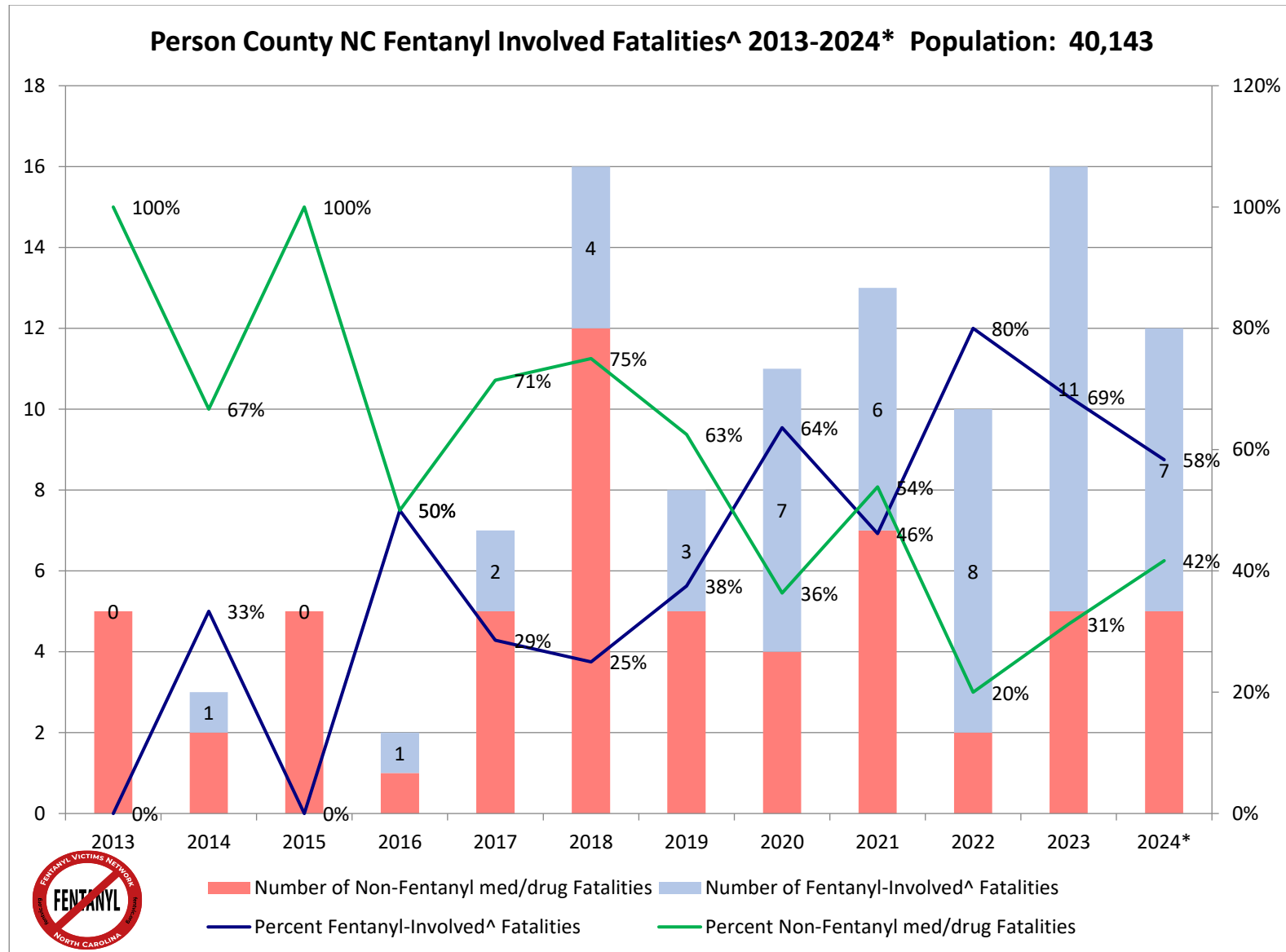
Number of deaths due to a medication and/or drug overdose of any intent, as well as the subset of overdoses which involved fentanyl^, by county

Limited to North Carolina Residents

*2024 data are provisional as of 01/15/26 and subject to change

^There is no individual code for fentanyl involvement on a death certificate; instead, the code T40.4 - an overdose involving an other synthetic narcotic is used as a proxy for fentanyl-involvement.

Fentanyl gets coded using the other synthetic narcotic code, but there may be other drugs included in this category; however, we know from toxicology data that the majority of deaths receiving this code involved fentanyl.



Pitt County NC Fentanyl Involved Fatalities^ 2013-2024* Population: 180,783



	Total of All med/drug Fatalities	Number of Fentanyl-Involved^ Fatalities	Number of Non-Fentanyl med/drug Fatalities	Percent Fentanyl-Involved^ Fatalities	Percent Non-Fentanyl med/drug Fatalities
2013	17	1	16	6%	94%
2014	30	3	27	10%	90%
2015	18	4	14	22%	78%
2016	27	6	21	22%	78%
2017	52	29	23	56%	44%
2018	38	23	15	61%	39%
2019	49	30	19	61%	39%
2020	64	47	17	73%	27%
2021	55	46	9	84%	16%
2022	91	69	22	76%	24%
2023	72	62	10	86%	14%
2024*	32	22	10	69%	31%
Total 2013-2024*	545	342	203	63%	37%
NC STATEWIDE	32302	19650	12652	61%	39%

Note:

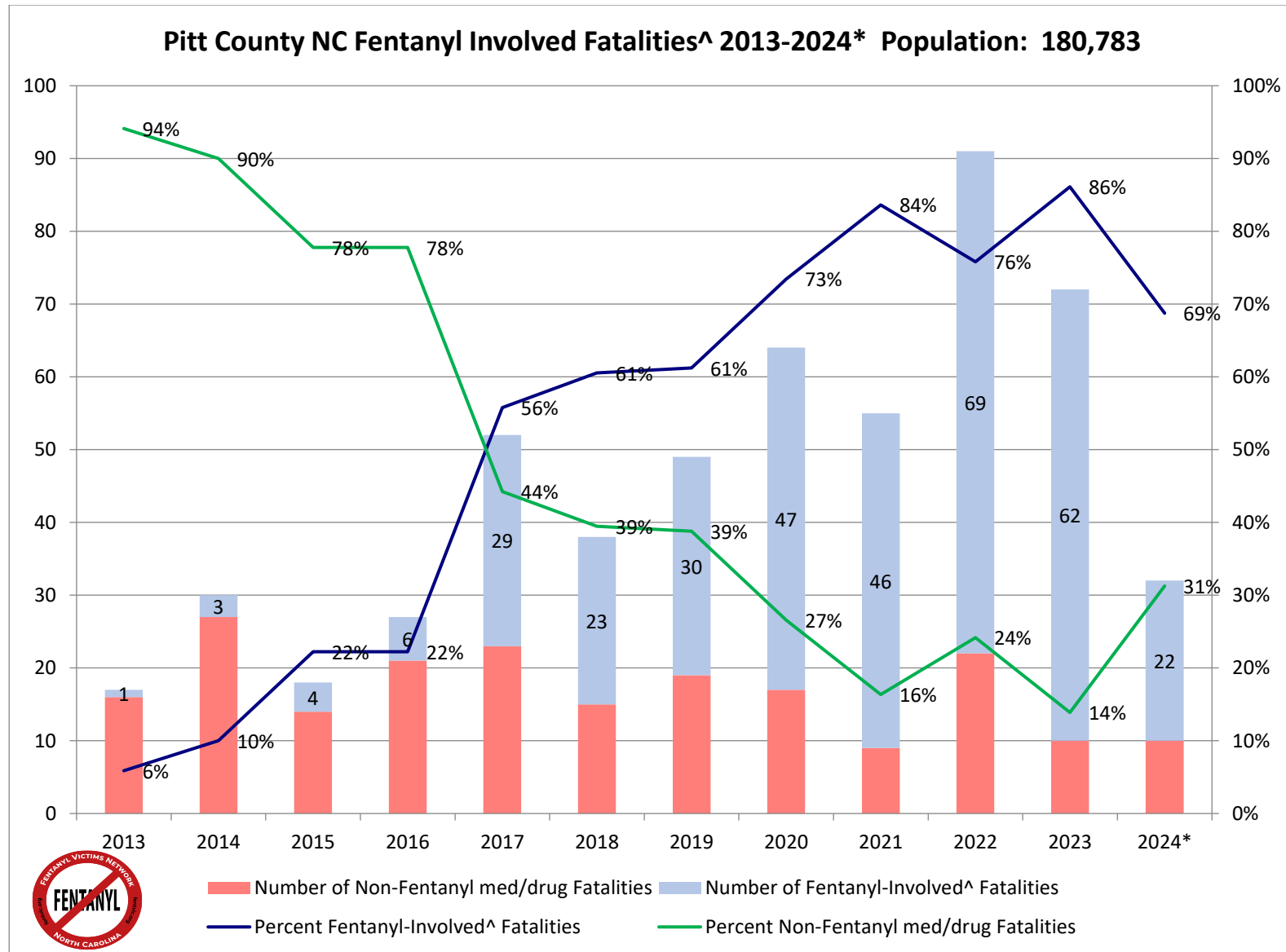
Number of deaths due to a medication and/or drug overdose of any intent, as well as the subset of overdoses which involved fentanyl^, by county

Limited to North Carolina Residents

*2024 data are provisional as of 01/15/26 and subject to change

^There is no individual code for fentanyl involvement on a death certificate; instead, the code T40.4 - an overdose involving an other synthetic narcotic is used as a proxy for fentanyl-involvement.

Fentanyl gets coded using the other synthetic narcotic code, but there may be other drugs included in this category; however, we know from toxicology data that the majority of deaths receiving this code involved fentanyl.



Polk County NC Fentanyl Involved Fatalities^ 2013-2024* Population: 20,320



	Total of All med/drug Fatalities	Number of Fentanyl-Involved^ Fatalities	Number of Non-Fentanyl med/drug Fatalities	Percent Fentanyl-Involved^ Fatalities	Percent Non-Fentanyl med/drug Fatalities
2013	0	0	0	0%	0%
2014	2	0	2	0%	100%
2015	3	0	3	0%	100%
2016	5	1	4	20%	80%
2017	8	3	5	38%	63%
2018	5	3	2	60%	40%
2019	6	1	5	17%	83%
2020	5	4	1	80%	20%
2021	2	2	0	100%	0%
2022	12	9	3	75%	25%
2023	4	4	0	100%	0%
2024*	1	1	0	100%	0%
Total 2013-2024*	53	28	25	53%	47%
NC STATEWIDE	32302	19650	12652	61%	39%

Note:

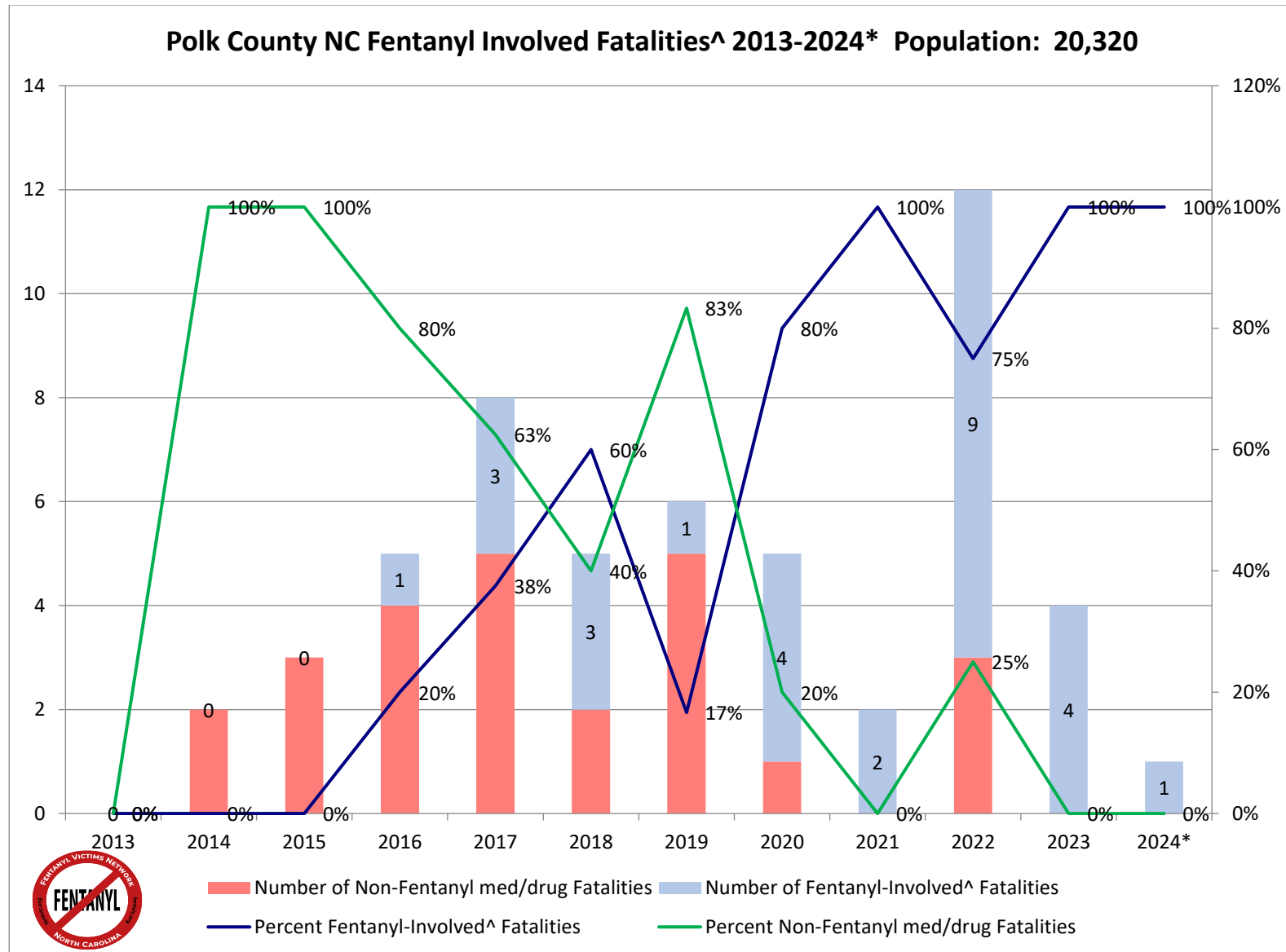
Number of deaths due to a medication and/or drug overdose of any intent, as well as the subset of overdoses which involved fentanyl^, by county

Limited to North Carolina Residents

*2024 data are provisional as of 01/15/26 and subject to change

^There is no individual code for fentanyl involvement on a death certificate; instead, the code T40.4 - an overdose involving an other synthetic narcotic is used as a proxy for fentanyl-involvement.

Fentanyl gets coded using the other synthetic narcotic code, but there may be other drugs included in this category; however, we know from toxicology data that the majority of deaths receiving this code involved fentanyl.



Randolph County NC Fentanyl Involved Fatalities^ 2013-2024* Population: 148,389



	Total of All med/drug Fatalities	Number of Fentanyl-Involved^ Fatalities	Number of Non-Fentanyl med/drug Fatalities	Percent Fentanyl-Involved^ Fatalities	Percent Non-Fentanyl med/drug Fatalities
2013	24	1	23	4%	96%
2014	21	4	17	19%	81%
2015	37	5	32	14%	86%
2016	37	8	29	22%	78%
2017	56	34	22	61%	39%
2018	46	32	14	70%	30%
2019	58	39	19	67%	33%
2020	83	63	20	76%	24%
2021	95	81	14	85%	15%
2022	114	100	14	88%	12%
2023	92	75	17	82%	18%
2024*	45	34	11	76%	24%
Total 2013-2024*	708	476	232	67%	33%
NC STATEWIDE	32302	19650	12652	61%	39%

Note:

Number of deaths due to a medication and/or drug overdose of any intent, as well as the subset of overdoses which involved fentanyl^, by county

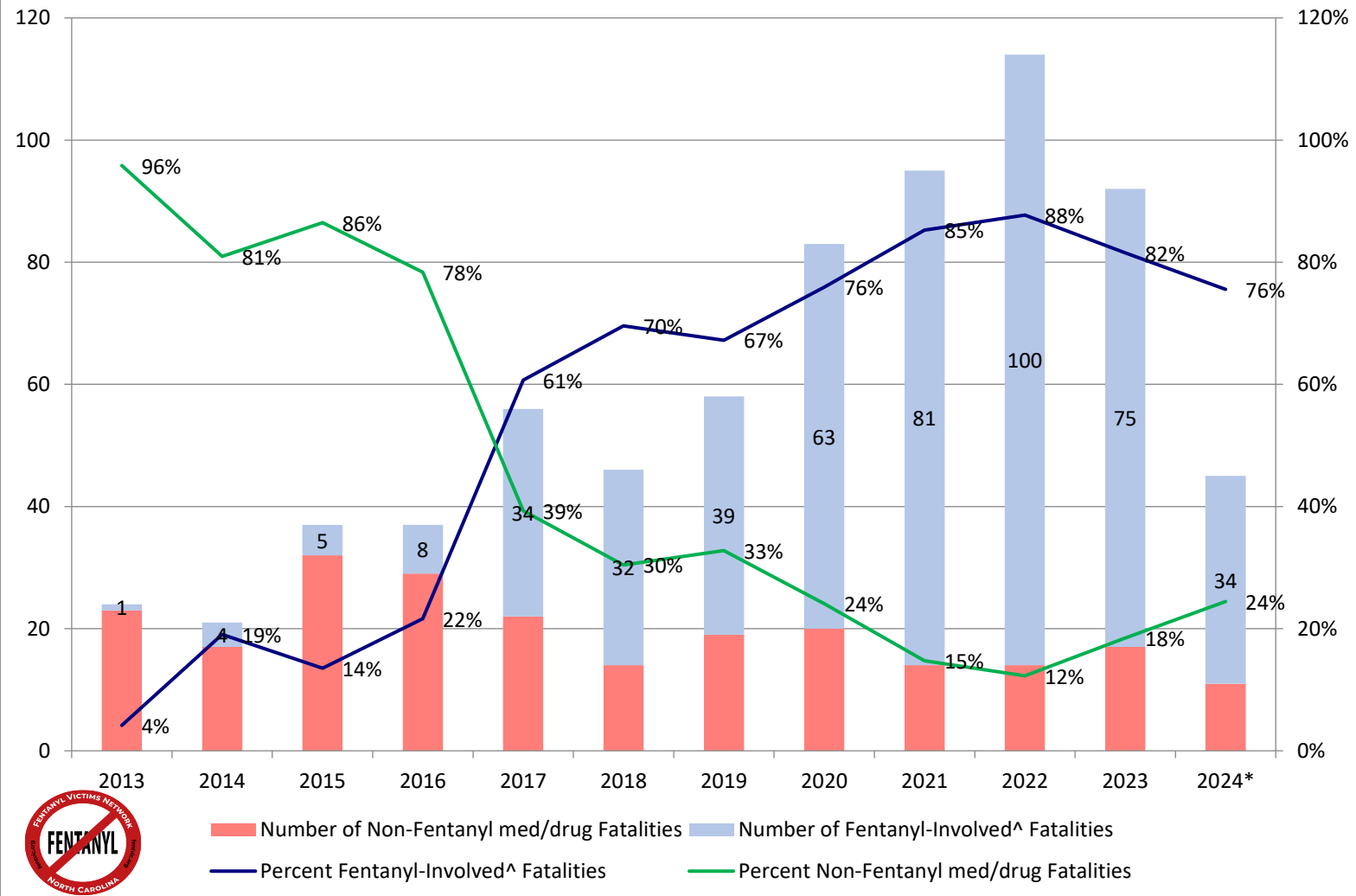
Limited to North Carolina Residents

*2024 data are provisional as of 01/15/26 and subject to change

^There is no individual code for fentanyl involvement on a death certificate; instead, the code T40.4 - an overdose involving an other synthetic narcotic is used as a proxy for fentanyl-involvement.

Fentanyl gets coded using the other synthetic narcotic code, but there may be other drugs included in this category; however, we know from toxicology data that the majority of deaths receiving this code involved fentanyl.

Randolph County NC Fentanyl Involved Fatalities^ 2013-2024* Population: 148,389



Richmond County NC Fentanyl Involved Fatalities^ 2013-2024* Population: 41,990



	Total of All med/drug Fatalities	Number of Fentanyl-Involved^ Fatalities	Number of Non-Fentanyl med/drug Fatalities	Percent Fentanyl-Involved^ Fatalities	Percent Non-Fentanyl med/drug Fatalities
2013	11	0	11	0%	100%
2014	12	1	11	8%	92%
2015	14	2	12	14%	86%
2016	6	2	4	33%	67%
2017	8	1	7	13%	88%
2018	7	3	4	43%	57%
2019	7	5	2	71%	29%
2020	27	16	11	59%	41%
2021	38	29	9	76%	24%
2022	37	29	8	78%	22%
2023	42	33	9	79%	21%
2024*	32	24	8	75%	25%
Total 2013-2024*	241	145	96	60%	40%
NC STATEWIDE	32302	19650	12652	61%	39%

Note:

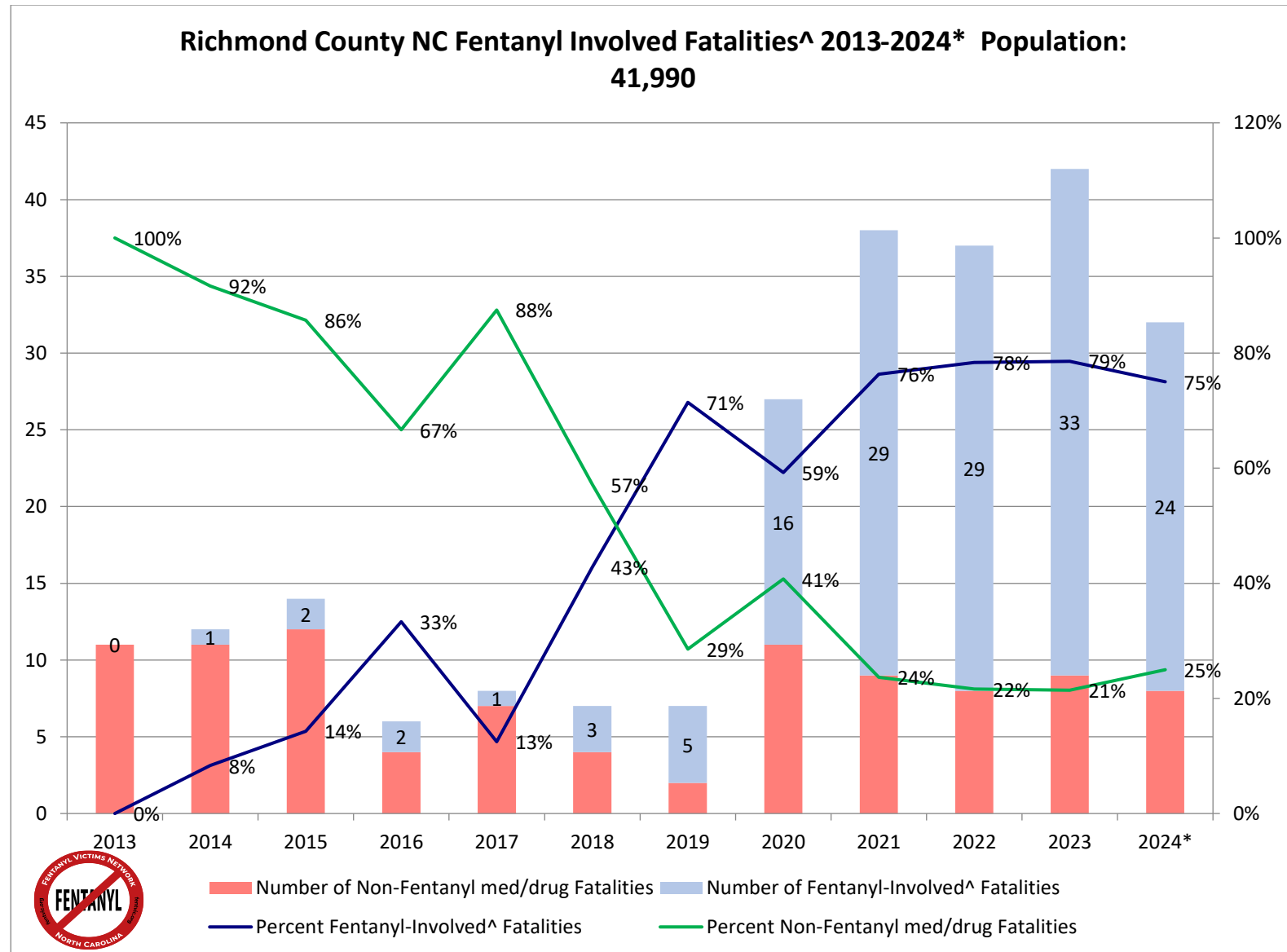
Number of deaths due to a medication and/or drug overdose of any intent, as well as the subset of overdoses which involved fentanyl^, by county

Limited to North Carolina Residents

*2024 data are provisional as of 01/15/26 and subject to change

^There is no individual code for fentanyl involvement on a death certificate; instead, the code T40.4 - an overdose involving an other synthetic narcotic is used as a proxy for fentanyl-involvement.

Fentanyl gets coded using the other synthetic narcotic code, but there may be other drugs included in this category; however, we know from toxicology data that the majority of deaths receiving this code involved fentanyl.



Robeson County NC Fentanyl Involved Fatalities^ 2013-2024* Population: 118,624



	Total of All med/drug Fatalities	Number of Fentanyl-Involved^ Fatalities	Number of Non-Fentanyl med/drug Fatalities	Percent Fentanyl-Involved^ Fatalities	Percent Non-Fentanyl med/drug Fatalities
2013	18	2	16	11%	89%
2014	22	4	18	18%	82%
2015	18	2	16	11%	89%
2016	20	7	13	35%	65%
2017	26	7	19	27%	73%
2018	30	11	19	37%	63%
2019	64	37	27	58%	42%
2020	85	71	14	84%	16%
2021	127	104	23	82%	18%
2022	114	92	22	81%	19%
2023	118	88	30	75%	25%
2024*	62	43	19	69%	31%
Total 2013-2024*	704	468	236	66%	34%
NC STATEWIDE	32302	19650	12652	61%	39%

Note:

Number of deaths due to a medication and/or drug overdose of any intent, as well as the subset of overdoses which involved fentanyl^, by county

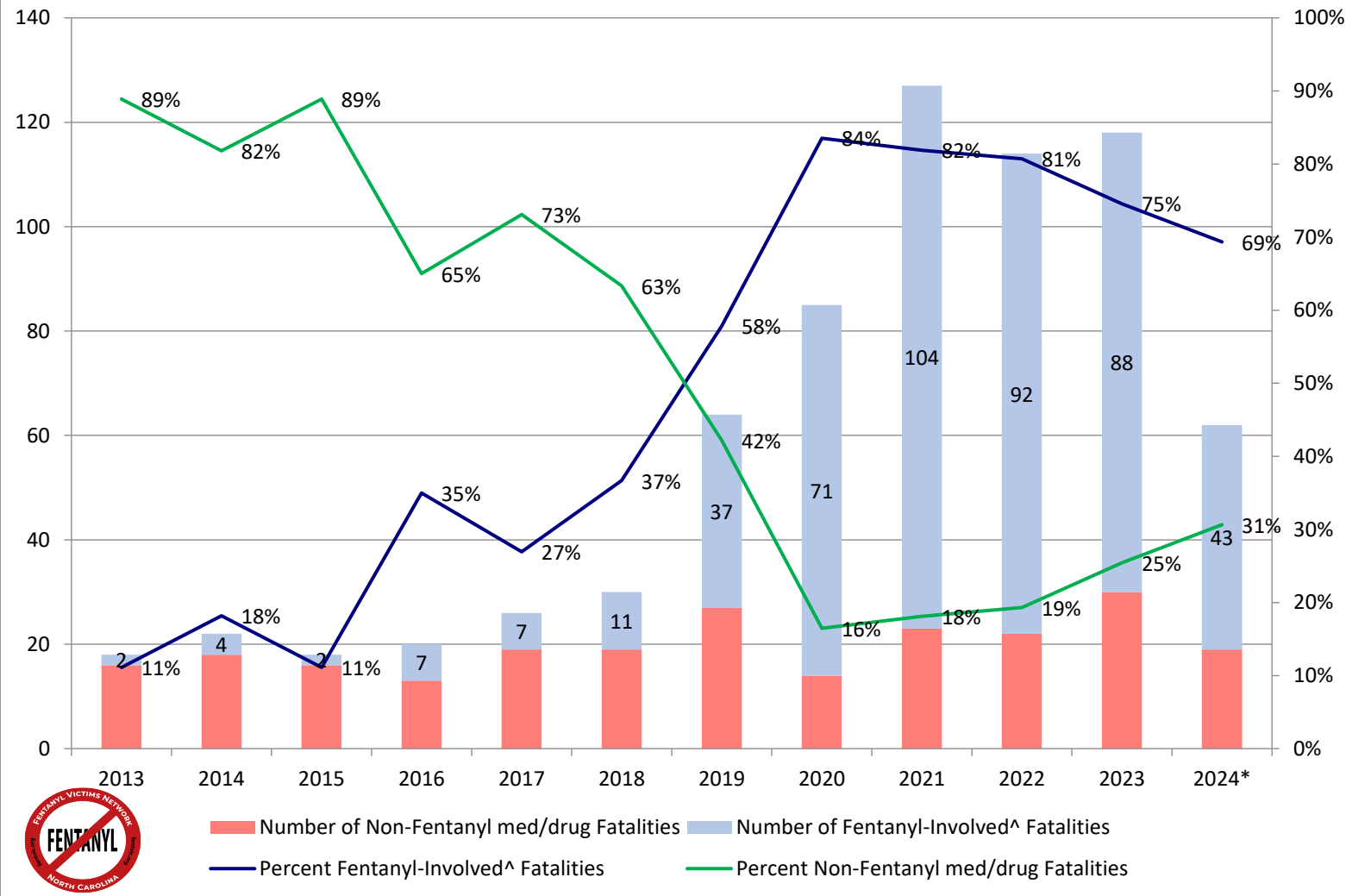
Limited to North Carolina Residents

*2024 data are provisional as of 01/15/26 and subject to change

^There is no individual code for fentanyl involvement on a death certificate; instead, the code T40.4 - an overdose involving an other synthetic narcotic is used as a proxy for fentanyl-involvement.

Fentanyl gets coded using the other synthetic narcotic code, but there may be other drugs included in this category; however, we know from toxicology data that the majority of deaths receiving this code involved fentanyl.

Robeson County NC Fentanyl Involved Fatalities^ 2013-2024* Population: 118,624



Rockingham County NC Fentanyl Involved Fatalities^ 2013-2024* Population: 93,517



	Total of All med/drug Fatalities	Number of Fentanyl-Involved^ Fatalities	Number of Non-Fentanyl med/drug Fatalities	Percent Fentanyl-Involved^ Fatalities	Percent Non-Fentanyl med/drug Fatalities
2013	12	2	10	17%	83%
2014	9	0	9	0%	100%
2015	15	0	15	0%	100%
2016	25	8	17	32%	68%
2017	26	11	15	42%	58%
2018	31	18	13	58%	42%
2019	32	16	16	50%	50%
2020	62	40	22	65%	35%
2021	57	48	9	84%	16%
2022	68	54	14	79%	21%
2023	59	43	16	73%	27%
2024*	44	31	13	70%	30%
Total 2013-2024*	440	271	169	62%	38%
NC STATEWIDE	32302	19650	12652	61%	39%

Note:

Number of deaths due to a medication and/or drug overdose of any intent, as well as the subset of overdoses which involved fentanyl^, by county

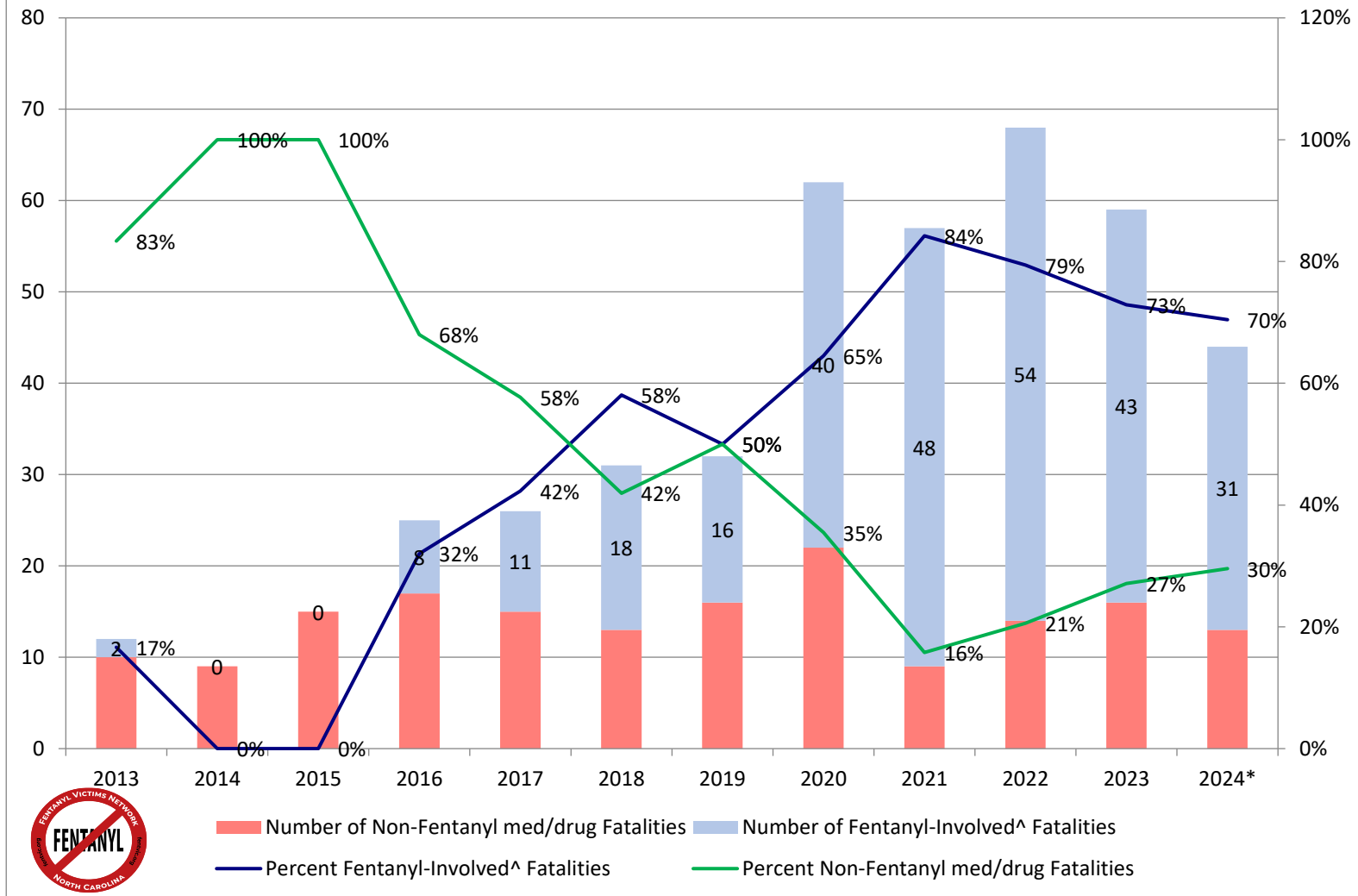
Limited to North Carolina Residents

*2024 data are provisional as of 01/15/26 and subject to change

^There is no individual code for fentanyl involvement on a death certificate; instead, the code T40.4 - an overdose involving an other synthetic narcotic is used as a proxy for fentanyl-involvement.

Fentanyl gets coded using the other synthetic narcotic code, but there may be other drugs included in this category; however, we know from toxicology data that the majority of deaths receiving this code involved fentanyl.

Rockingham County NC Fentanyl Involved Fatalities^ 2013-2024* Population: 93,517



Rowan County NC Fentanyl Involved Fatalities^ 2013-2024* Population: 153,384



	Total of All med/drug Fatalities	Number of Fentanyl-Involved^ Fatalities	Number of Non-Fentanyl med/drug Fatalities	Percent Fentanyl-Involved^ Fatalities	Percent Non-Fentanyl med/drug Fatalities
2013	29	2	27	7%	93%
2014	31	5	26	16%	84%
2015	37	5	32	14%	86%
2016	43	19	24	44%	56%
2017	72	48	24	67%	33%
2018	43	30	13	70%	30%
2019	51	33	18	65%	35%
2020	74	54	20	73%	27%
2021	87	66	21	76%	24%
2022	107	89	18	83%	17%
2023	121	106	15	88%	12%
2024*	58	46	12	79%	21%
Total 2013-2024*	753	503	250	67%	33%
NC STATEWIDE	32302	19650	12652	61%	39%

Note:

Number of deaths due to a medication and/or drug overdose of any intent, as well as the subset of overdoses which involved fentanyl^, by county

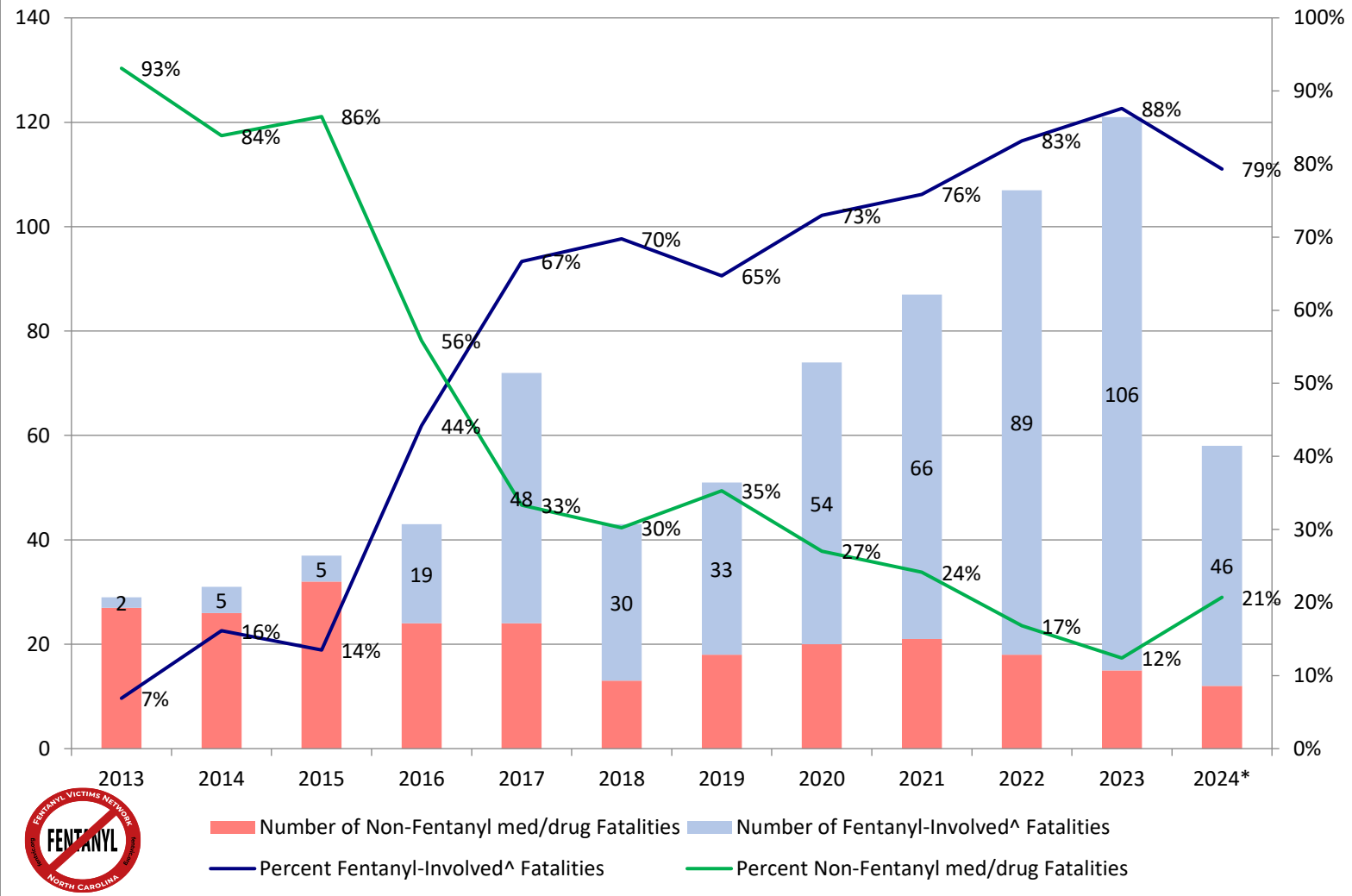
Limited to North Carolina Residents

*2024 data are provisional as of 01/15/26 and subject to change

^There is no individual code for fentanyl involvement on a death certificate; instead, the code T40.4 - an overdose involving an other synthetic narcotic is used as a proxy for fentanyl-involvement.

Fentanyl gets coded using the other synthetic narcotic code, but there may be other drugs included in this category; however, we know from toxicology data that the majority of deaths receiving this code involved fentanyl.

Rowan County NC Fentanyl Involved Fatalities^ 2013-2024* Population: 153,384



Rutherford County NC Fentanyl Involved Fatalities^ 2013-2024* Population: 65,587



	Total of All med/drug Fatalities	Number of Fentanyl-Involved^ Fatalities	Number of Non-Fentanyl med/drug Fatalities	Percent Fentanyl-Involved^ Fatalities	Percent Non-Fentanyl med/drug Fatalities
2013	13	1	12	8%	92%
2014	12	1	11	8%	92%
2015	24	2	22	8%	92%
2016	17	4	13	24%	76%
2017	22	7	15	32%	68%
2018	17	6	11	35%	65%
2019	11	4	7	36%	64%
2020	23	13	10	57%	43%
2021	34	23	11	68%	32%
2022	46	34	12	74%	26%
2023	47	36	11	77%	23%
2024*	29	22	7	76%	24%
Total 2013-2024*	295	153	142	52%	48%
NC STATEWIDE	32302	19650	12652	61%	39%

Note:

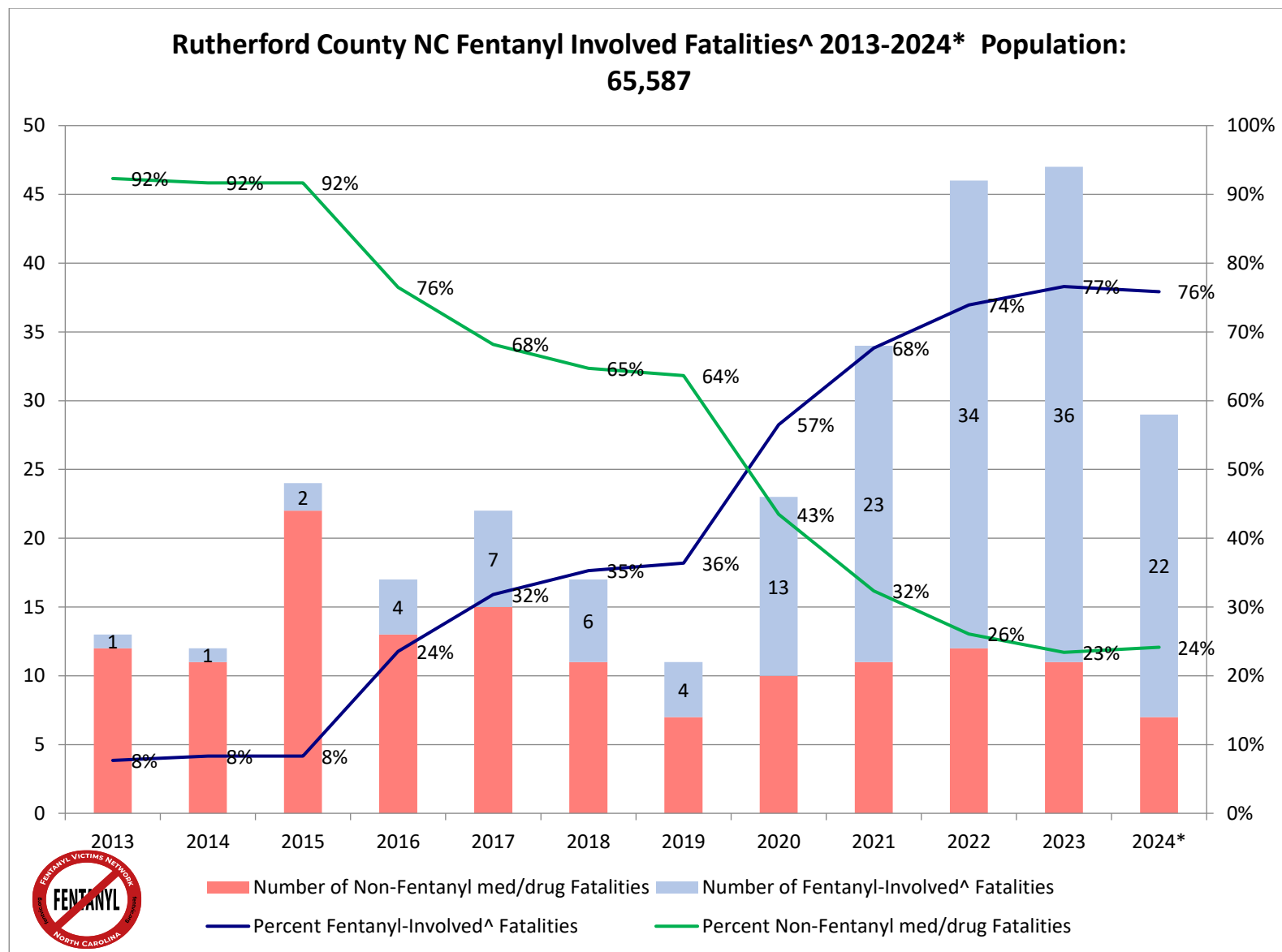
Number of deaths due to a medication and/or drug overdose of any intent, as well as the subset of overdoses which involved fentanyl^, by county

Limited to North Carolina Residents

*2024 data are provisional as of 01/15/26 and subject to change

^There is no individual code for fentanyl involvement on a death certificate; instead, the code T40.4 - an overdose involving an other synthetic narcotic is used as a proxy for fentanyl-involvement.

Fentanyl gets coded using the other synthetic narcotic code, but there may be other drugs included in this category; however, we know from toxicology data that the majority of deaths receiving this code involved fentanyl.



Sampson County NC Fentanyl Involved Fatalities^ 2013-2024* Population: 60,404



	Total of All med/drug Fatalities	Number of Fentanyl-Involved^ Fatalities	Number of Non-Fentanyl med/drug Fatalities	Percent Fentanyl-Involved^ Fatalities	Percent Non-Fentanyl med/drug Fatalities
2013	5	0	5	0%	100%
2014	18	3	15	17%	83%
2015	9	4	5	44%	56%
2016	13	2	11	15%	85%
2017	10	4	6	40%	60%
2018	15	7	8	47%	53%
2019	11	6	5	55%	45%
2020	14	7	7	50%	50%
2021	22	17	5	77%	23%
2022	16	14	2	88%	13%
2023	23	14	9	61%	39%
2024*	19	12	7	63%	37%
Total 2013-2024*	175	90	85	51%	49%
NC STATEWIDE	32302	19650	12652	61%	39%

Note:

Number of deaths due to a medication and/or drug overdose of any intent, as well as the subset of overdoses which involved fentanyl^, by county

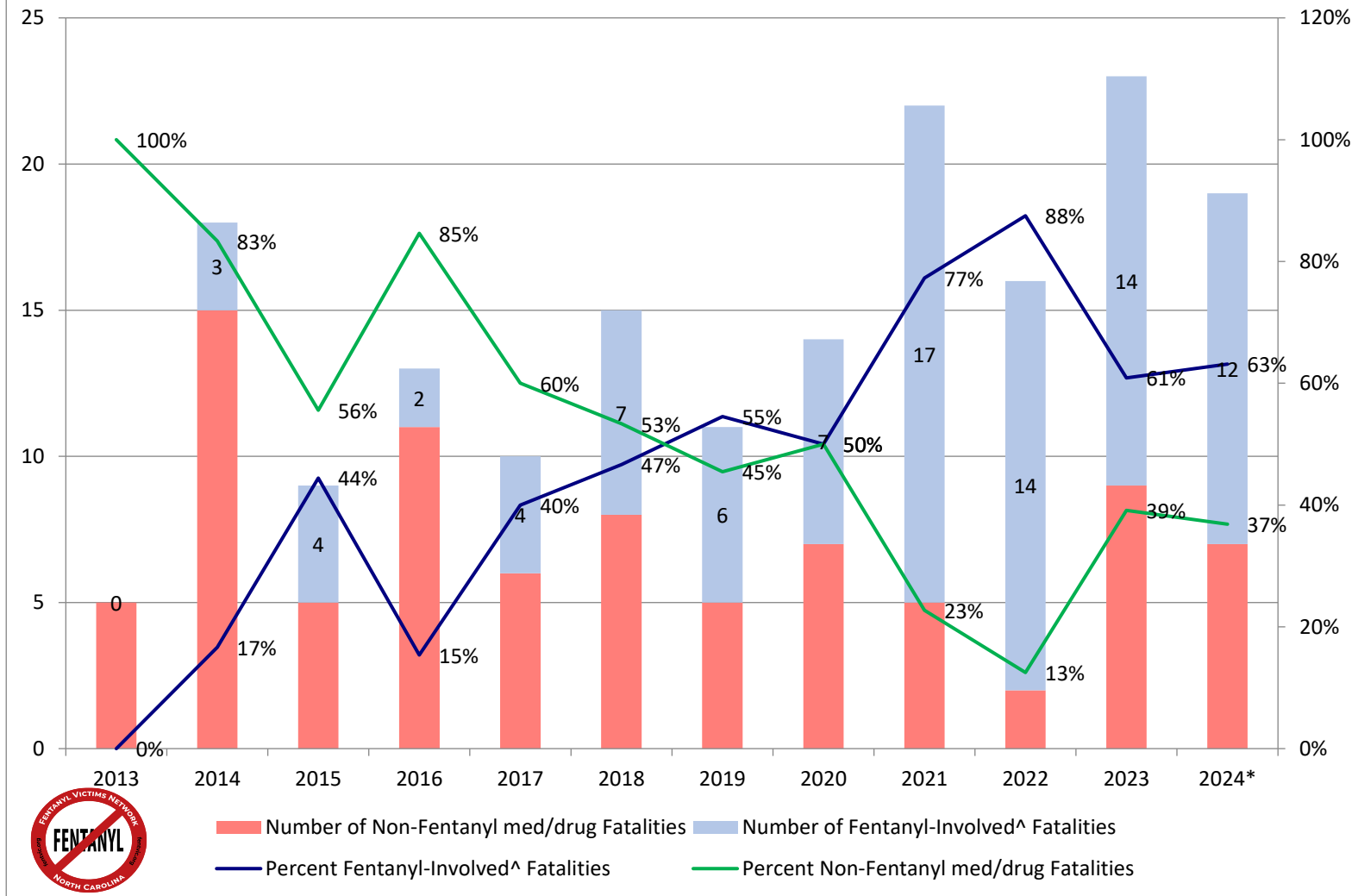
Limited to North Carolina Residents

*2024 data are provisional as of 01/15/26 and subject to change

^There is no individual code for fentanyl involvement on a death certificate; instead, the code T40.4 - an overdose involving an other synthetic narcotic is used as a proxy for fentanyl-involvement.

Fentanyl gets coded using the other synthetic narcotic code, but there may be other drugs included in this category; however, we know from toxicology data that the majority of deaths receiving this code involved fentanyl.

Sampson County NC Fentanyl Involved Fatalities^ 2013-2024* Population: 60,404



Scotland County NC Fentanyl Involved Fatalities^ 2013-2024* Population: 33,898



	Total of All med/drug Fatalities	Number of Fentanyl-Involved^ Fatalities	Number of Non-Fentanyl med/drug Fatalities	Percent Fentanyl-Involved^ Fatalities	Percent Non-Fentanyl med/drug Fatalities
2013	4	0	4	0%	100%
2014	7	2	5	29%	71%
2015	9	0	9	0%	100%
2016	6	0	6	0%	100%
2017	4	0	4	0%	100%
2018	5	3	2	60%	40%
2019	6	5	1	83%	17%
2020	13	9	4	69%	31%
2021	24	18	6	75%	25%
2022	20	16	4	80%	20%
2023	18	12	6	67%	33%
2024*	14	12	2	86%	14%
Total 2013-2024*	130	77	53	59%	41%
NC STATEWIDE	32302	19650	12652	61%	39%

Note:

Number of deaths due to a medication and/or drug overdose of any intent, as well as the subset of overdoses which involved fentanyl^, by county

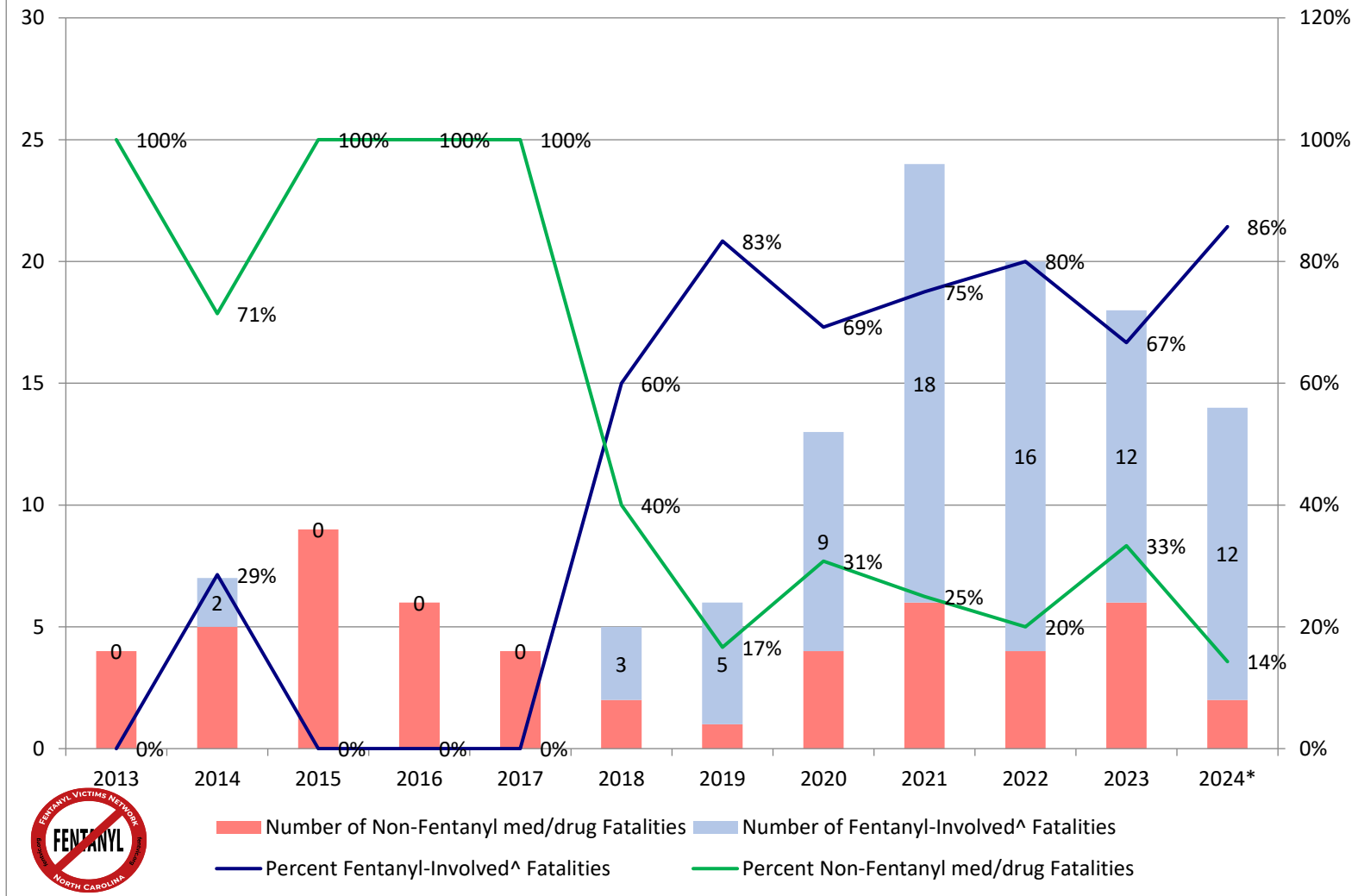
Limited to North Carolina Residents

*2024 data are provisional as of 01/15/26 and subject to change

^There is no individual code for fentanyl involvement on a death certificate; instead, the code T40.4 - an overdose involving an other synthetic narcotic is used as a proxy for fentanyl-involvement.

Fentanyl gets coded using the other synthetic narcotic code, but there may be other drugs included in this category; however, we know from toxicology data that the majority of deaths receiving this code involved fentanyl.

Scotland County NC Fentanyl Involved Fatalities^ 2013-2024* Population: 33,898



Stanly County NC Fentanyl Involved Fatalities^ 2013-2024* Population: 67,326



	Total of All med/drug Fatalities	Number of Fentanyl-Involved^ Fatalities	Number of Non-Fentanyl med/drug Fatalities	Percent Fentanyl-Involved^ Fatalities	Percent Non-Fentanyl med/drug Fatalities
2013	12	0	12	0%	100%
2014	7	1	6	14%	86%
2015	15	4	11	27%	73%
2016	9	1	8	11%	89%
2017	22	10	12	45%	55%
2018	25	20	5	80%	20%
2019	22	16	6	73%	27%
2020	26	24	2	92%	8%
2021	27	20	7	74%	26%
2022	22	16	6	73%	27%
2023	30	17	13	57%	43%
2024*	19	11	8	58%	42%
Total 2013-2024*	236	140	96	59%	41%
NC STATEWIDE	32302	19650	12652	61%	39%

Note:

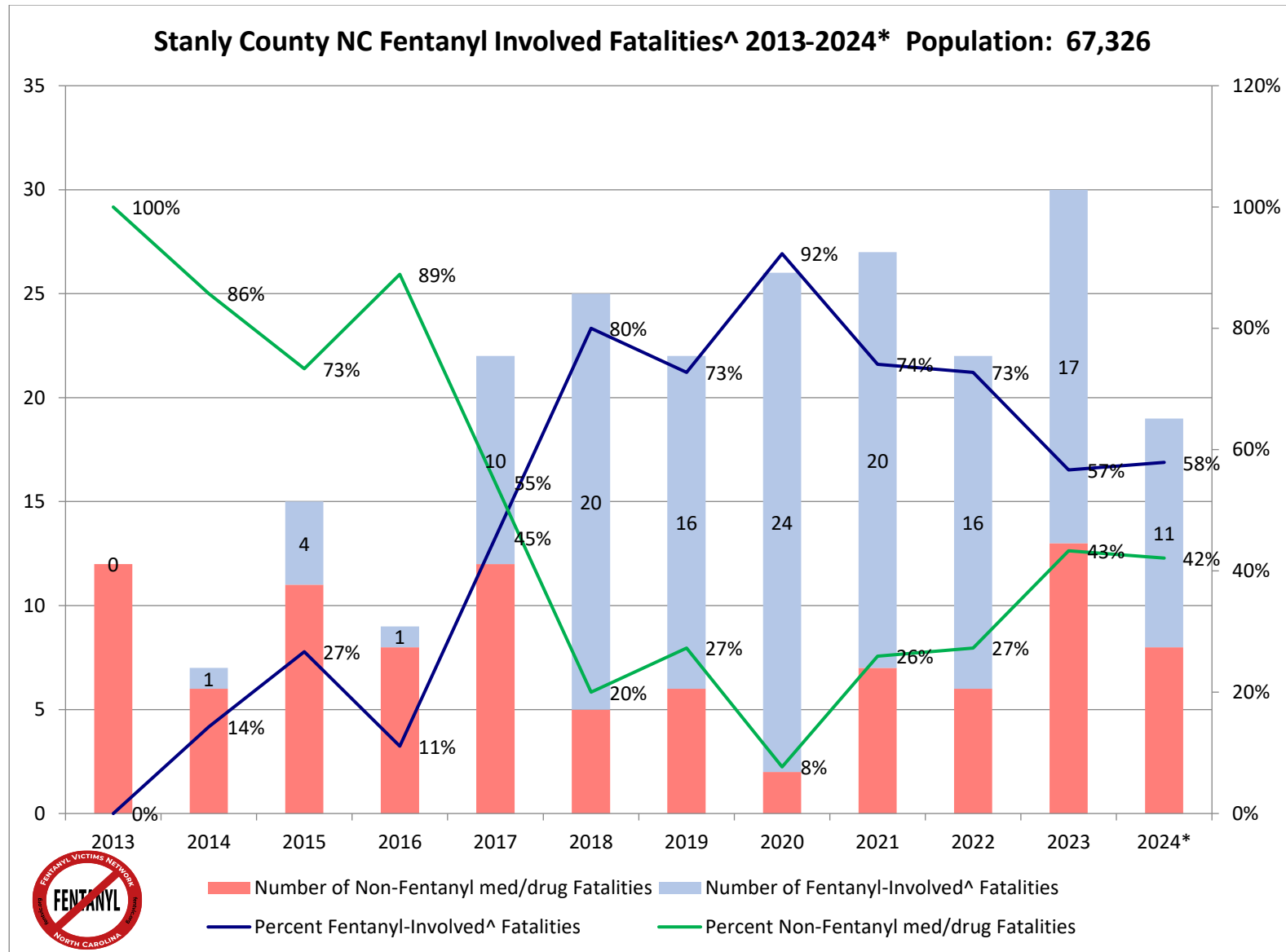
Number of deaths due to a medication and/or drug overdose of any intent, as well as the subset of overdoses which involved fentanyl^, by county

Limited to North Carolina Residents

*2024 data are provisional as of 01/15/26 and subject to change

^There is no individual code for fentanyl involvement on a death certificate; instead, the code T40.4 - an overdose involving an other synthetic narcotic is used as a proxy for fentanyl-involvement.

Fentanyl gets coded using the other synthetic narcotic code, but there may be other drugs included in this category; however, we know from toxicology data that the majority of deaths receiving this code involved fentanyl.



Stokes County NC Fentanyl Involved Fatalities^ 2013-2024* Population: 45,857



	Total of All med/drug Fatalities	Number of Fentanyl-Involved^ Fatalities	Number of Non-Fentanyl med/drug Fatalities	Percent Fentanyl-Involved^ Fatalities	Percent Non-Fentanyl med/drug Fatalities
2013	9	2	7	22%	78%
2014	6	1	5	17%	83%
2015	14	2	12	14%	86%
2016	16	1	15	6%	94%
2017	22	7	15	32%	68%
2018	16	9	7	56%	44%
2019	9	2	7	22%	78%
2020	28	21	7	75%	25%
2021	33	26	7	79%	21%
2022	24	20	4	83%	17%
2023	25	17	8	68%	32%
2024*	18	13	5	72%	28%
Total 2013-2024*	220	121	99	55%	45%
NC STATEWIDE	32302	19650	12652	61%	39%

Note:

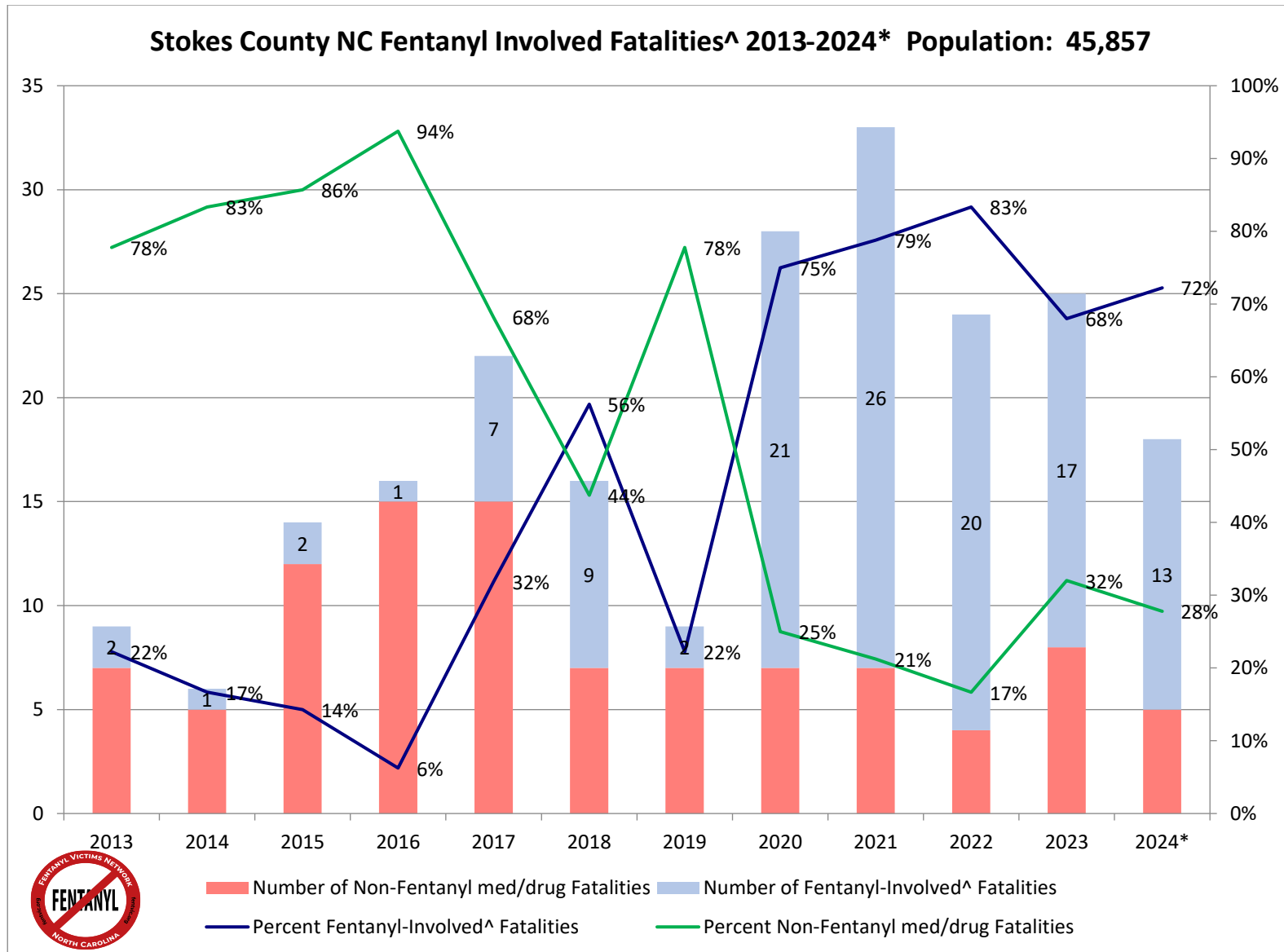
Number of deaths due to a medication and/or drug overdose of any intent, as well as the subset of overdoses which involved fentanyl^, by county

Limited to North Carolina Residents

*2024 data are provisional as of 01/15/26 and subject to change

^There is no individual code for fentanyl involvement on a death certificate; instead, the code T40.4 - an overdose involving an other synthetic narcotic is used as a proxy for fentanyl-involvement.

Fentanyl gets coded using the other synthetic narcotic code, but there may be other drugs included in this category; however, we know from toxicology data that the majority of deaths receiving this code involved fentanyl.



Surry County NC Fentanyl Involved Fatalities^ 2013-2024* Population: 71,547



	Total of All med/drug Fatalities	Number of Fentanyl-Involved^ Fatalities	Number of Non-Fentanyl med/drug Fatalities	Percent Fentanyl-Involved^ Fatalities	Percent Non-Fentanyl med/drug Fatalities
2013	12	0	12	0%	100%
2014	15	3	12	20%	80%
2015	13	1	12	8%	92%
2016	16	3	13	19%	81%
2017	22	7	15	32%	68%
2018	28	14	14	50%	50%
2019	18	10	8	56%	44%
2020	20	13	7	65%	35%
2021	31	16	15	52%	48%
2022	33	25	8	76%	24%
2023	36	27	9	75%	25%
2024*	23	14	9	61%	39%
Total 2013-2024*	267	133	134	50%	50%
NC STATEWIDE	32302	19650	12652	61%	39%

Note:

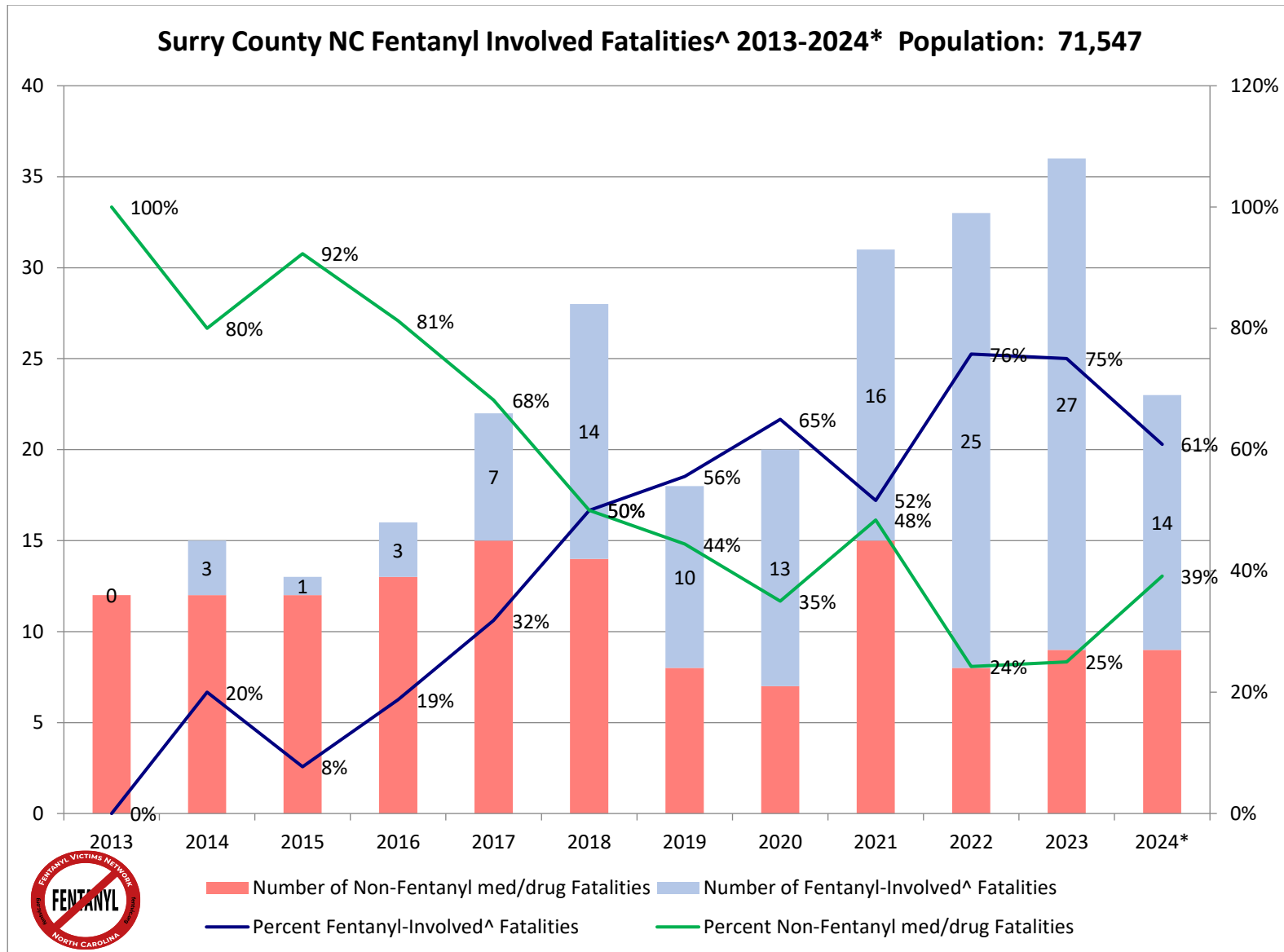
Number of deaths due to a medication and/or drug overdose of any intent, as well as the subset of overdoses which involved fentanyl^, by county

Limited to North Carolina Residents

*2024 data are provisional as of 01/15/26 and subject to change

^There is no individual code for fentanyl involvement on a death certificate; instead, the code T40.4 - an overdose involving an other synthetic narcotic is used as a proxy for fentanyl-involvement.

Fentanyl gets coded using the other synthetic narcotic code, but there may be other drugs included in this category; however, we know from toxicology data that the majority of deaths receiving this code involved fentanyl.



Swain County NC Fentanyl Involved Fatalities^ 2013-2024* Population: 13,945



	Total of All med/drug Fatalities	Number of Fentanyl-Involved^ Fatalities	Number of Non-Fentanyl med/drug Fatalities	Percent Fentanyl-Involved^ Fatalities	Percent Non-Fentanyl med/drug Fatalities
2013	1	0	1	0%	100%
2014	1	0	1	0%	100%
2015	1	0	1	0%	100%
2016	1	0	1	0%	100%
2017	6	2	4	33%	67%
2018	5	3	2	60%	40%
2019	8	5	3	63%	38%
2020	7	7	0	100%	0%
2021	7	5	2	71%	29%
2022	14	11	3	79%	21%
2023	17	13	4	76%	24%
2024*	7	5	2	71%	29%
Total 2013-2024*	75	51	24	68%	32%
NC STATEWIDE	32302	19650	12652	61%	39%

Note:

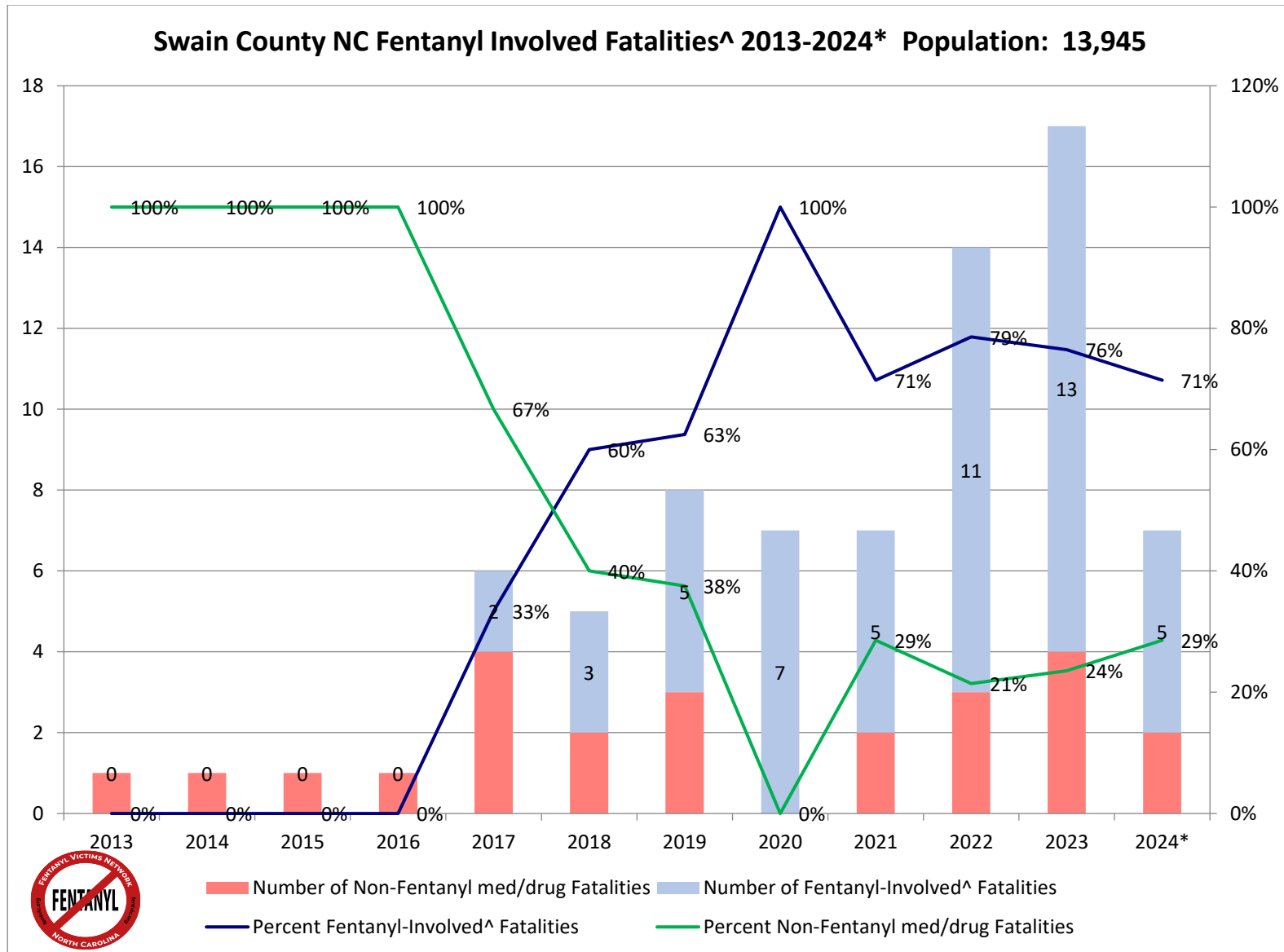
Number of deaths due to a medication and/or drug overdose of any intent, as well as the subset of overdoses which involved fentanyl^, by county

Limited to North Carolina Residents

*2024 data are provisional as of 01/15/26 and subject to change

^There is no individual code for fentanyl involvement on a death certificate; instead, the code T40.4 - an overdose involving an other synthetic narcotic is used as a proxy for fentanyl-involvement.

Fentanyl gets coded using the other synthetic narcotic code, but there may be other drugs included in this category; however, we know from toxicology data that the majority of deaths receiving this code involved fentanyl.



Transylvania County NC Fentanyl Involved Fatalities^ 2013-2024* Population: 34,103



	Total of All med/drug Fatalities	Number of Fentanyl-Involved^ Fatalities	Number of Non-Fentanyl med/drug Fatalities	Percent Fentanyl-Involved^ Fatalities	Percent Non-Fentanyl med/drug Fatalities
2013	9	0	9	0%	100%
2014	5	1	4	20%	80%
2015	5	3	2	60%	40%
2016	8	1	7	13%	88%
2017	8	1	7	13%	88%
2018	3	2	1	67%	33%
2019	7	5	2	71%	29%
2020	6	5	1	83%	17%
2021	7	4	3	57%	43%
2022	7	6	1	86%	14%
2023	9	6	3	67%	33%
2024*	10	5	5	50%	50%
Total 2013-2024*	84	39	45	46%	54%
NC STATEWIDE	32302	19650	12652	61%	39%

Note:

Number of deaths due to a medication and/or drug overdose of any intent, as well as the subset of overdoses which involved fentanyl^, by county

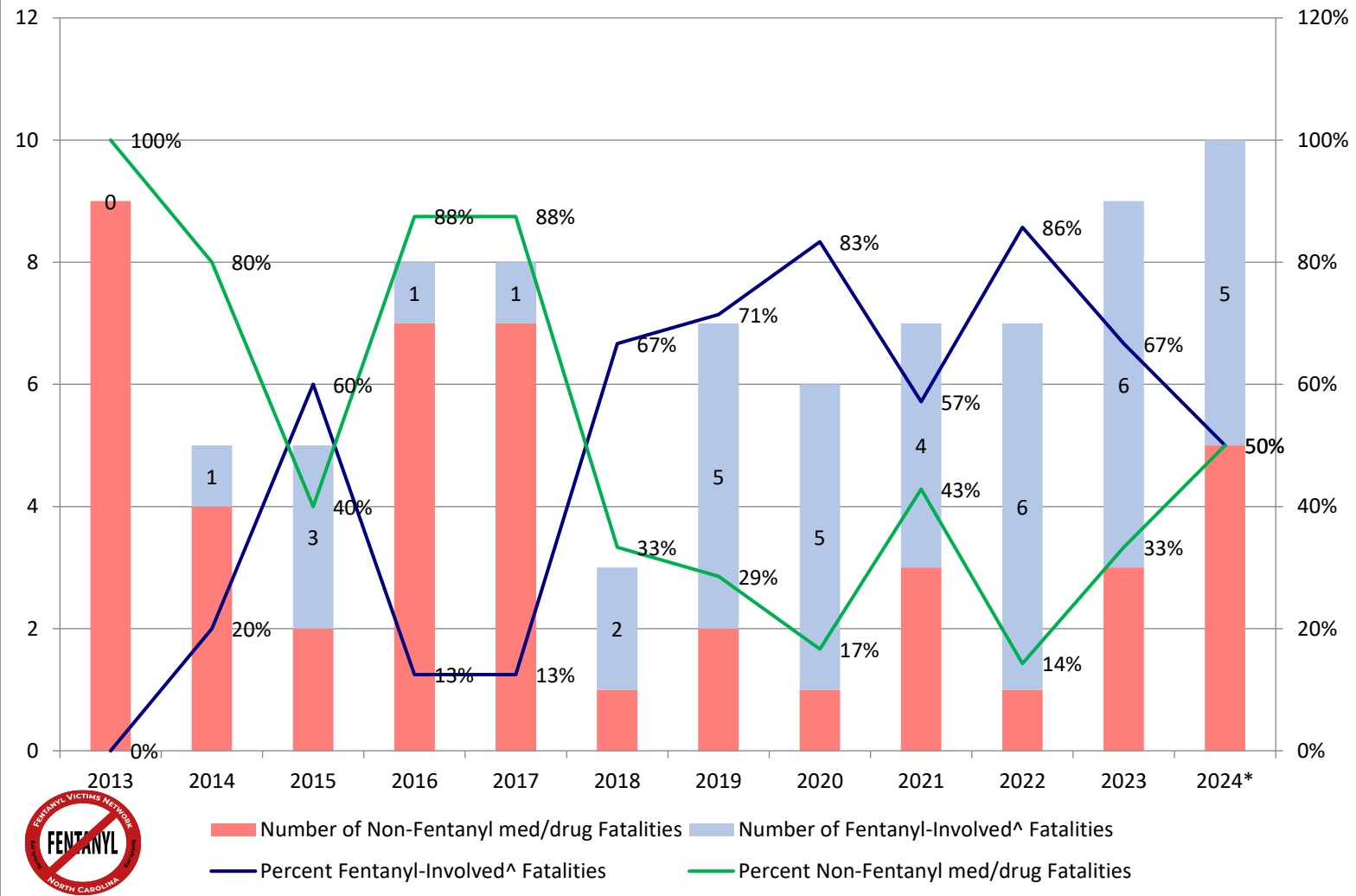
Limited to North Carolina Residents

*2024 data are provisional as of 01/15/26 and subject to change

^There is no individual code for fentanyl involvement on a death certificate; instead, the code T40.4 - an overdose involving an other synthetic narcotic is used as a proxy for fentanyl-involvement.

Fentanyl gets coded using the other synthetic narcotic code, but there may be other drugs included in this category; however, we know from toxicology data that the majority of deaths receiving this code involved fentanyl.

Transylvania County NC Fentanyl Involved Fatalities^ 2013-2024* Population: 34,103



Tyrrell County NC Fentanyl Involved Fatalities^ 2013-2024* Population: 3,517



	Total of All med/drug Fatalities	Number of Fentanyl-Involved^ Fatalities	Number of Non-Fentanyl med/drug Fatalities	Percent Fentanyl-Involved^ Fatalities	Percent Non-Fentanyl med/drug Fatalities
2013	0	0	0	0%	0%
2014	1	1	0	100%	0%
2015	0	0	0	0%	0%
2016	2	2	0	100%	0%
2017	0	0	0	0%	0%
2018	1	0	1	0%	100%
2019	2	2	0	100%	0%
2020	2	1	1	50%	50%
2021	2	1	1	50%	50%
2022	2	2	0	100%	0%
2023	0	0	0	0%	0%
2024*	1	1	0	100%	0%
Total 2013-2024*	13	10	3	77%	23%
NC STATEWIDE	32302	19650	12652	61%	39%

Note:

Number of deaths due to a medication and/or drug overdose of any intent, as well as the subset of overdoses which involved fentanyl^, by county

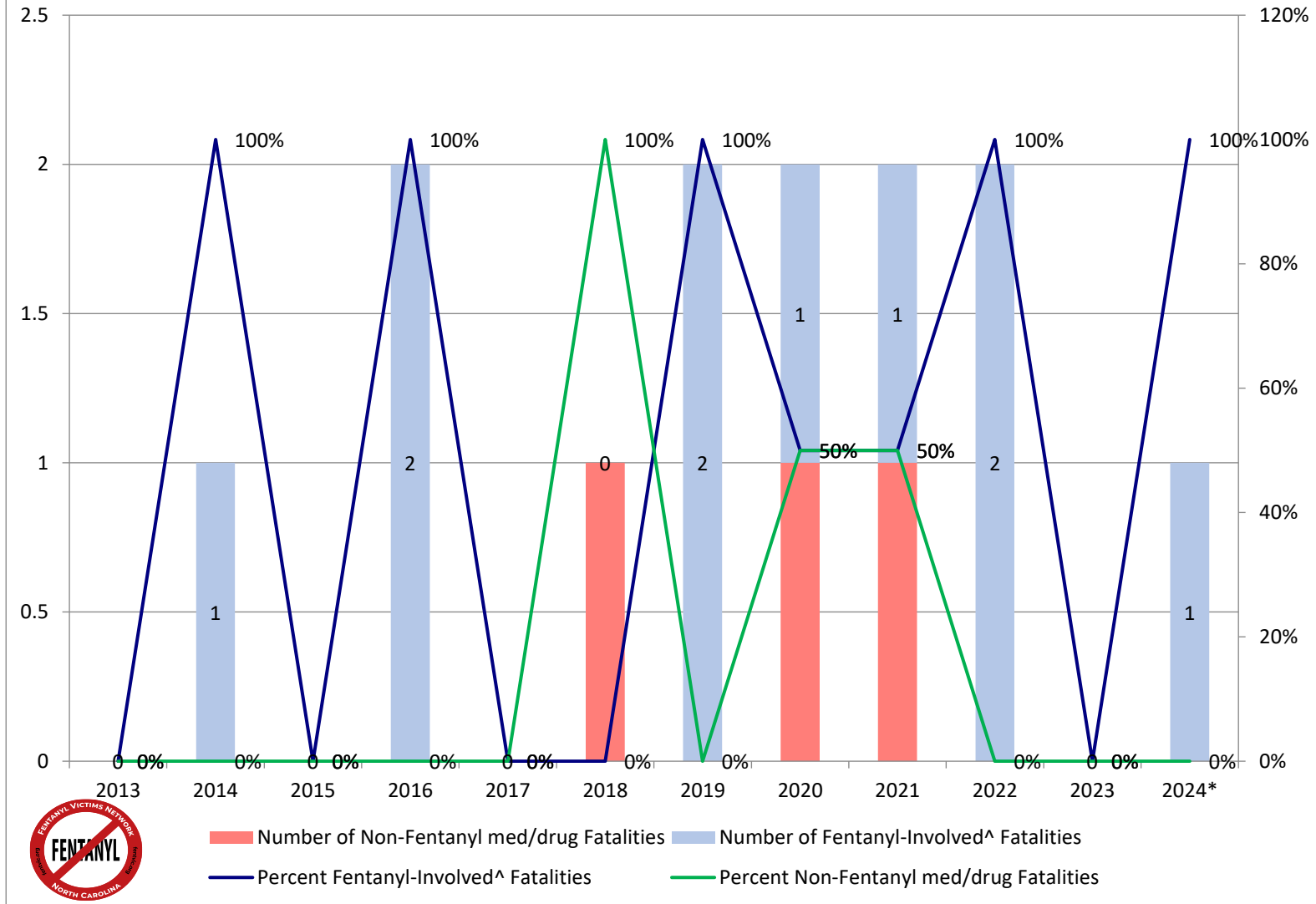
Limited to North Carolina Residents

*2024 data are provisional as of 01/15/26 and subject to change

^There is no individual code for fentanyl involvement on a death certificate; instead, the code T40.4 - an overdose involving an other synthetic narcotic is used as a proxy for fentanyl-involvement.

Fentanyl gets coded using the other synthetic narcotic code, but there may be other drugs included in this category; however, we know from toxicology data that the majority of deaths receiving this code involved fentanyl.

Tyrrell County NC Fentanyl Involved Fatalities^ 2013-2024* Population: 3,517



Union County NC Fentanyl Involved Fatalities^ 2013-2024* Population: 263,386



	Total of All med/drug Fatalities	Number of Fentanyl-Involved^ Fatalities	Number of Non-Fentanyl med/drug Fatalities	Percent Fentanyl-Involved^ Fatalities	Percent Non-Fentanyl med/drug Fatalities
2013	21	1	20	5%	95%
2014	20	0	20	0%	100%
2015	26	3	23	12%	88%
2016	26	7	19	27%	73%
2017	35	23	12	66%	34%
2018	38	18	20	47%	53%
2019	29	16	13	55%	45%
2020	43	32	11	74%	26%
2021	51	43	8	84%	16%
2022	50	37	13	74%	26%
2023	65	54	11	83%	17%
2024*	36	27	9	75%	25%
Total 2013-2024*	440	261	179	59%	41%
NC STATEWIDE	32302	19650	12652	61%	39%

Note:

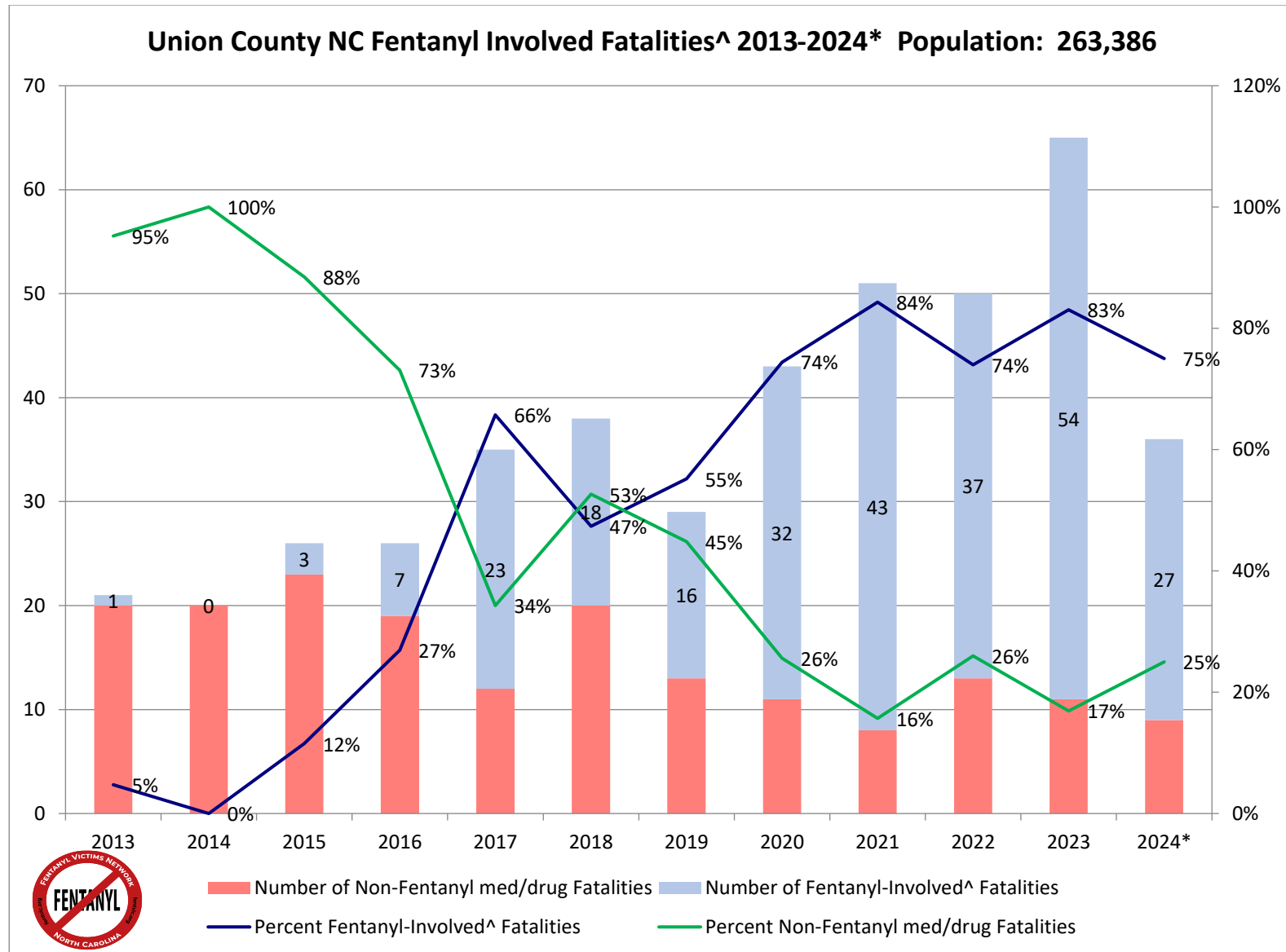
Number of deaths due to a medication and/or drug overdose of any intent, as well as the subset of overdoses which involved fentanyl^, by county

Limited to North Carolina Residents

*2024 data are provisional as of 01/15/26 and subject to change

^There is no individual code for fentanyl involvement on a death certificate; instead, the code T40.4 - an overdose involving an other synthetic narcotic is used as a proxy for fentanyl-involvement.

Fentanyl gets coded using the other synthetic narcotic code, but there may be other drugs included in this category; however, we know from toxicology data that the majority of deaths receiving this code involved fentanyl.



Vance County NC Fentanyl Involved Fatalities^ 2013-2024* Population: 42,337



	Total of All med/drug Fatalities	Number of Fentanyl-Involved^ Fatalities	Number of Non-Fentanyl med/drug Fatalities	Percent Fentanyl-Involved^ Fatalities	Percent Non-Fentanyl med/drug Fatalities
2013	7	0	7	0%	100%
2014	5	2	3	40%	60%
2015	7	1	6	14%	86%
2016	7	3	4	43%	57%
2017	15	10	5	67%	33%
2018	9	6	3	67%	33%
2019	12	11	1	92%	8%
2020	18	15	3	83%	17%
2021	20	15	5	75%	25%
2022	21	19	2	90%	10%
2023	26	21	5	81%	19%
2024*	26	22	4	85%	15%
Total 2013-2024*	173	125	48	72%	28%
NC STATEWIDE	32302	19650	12652	61%	39%

Note:

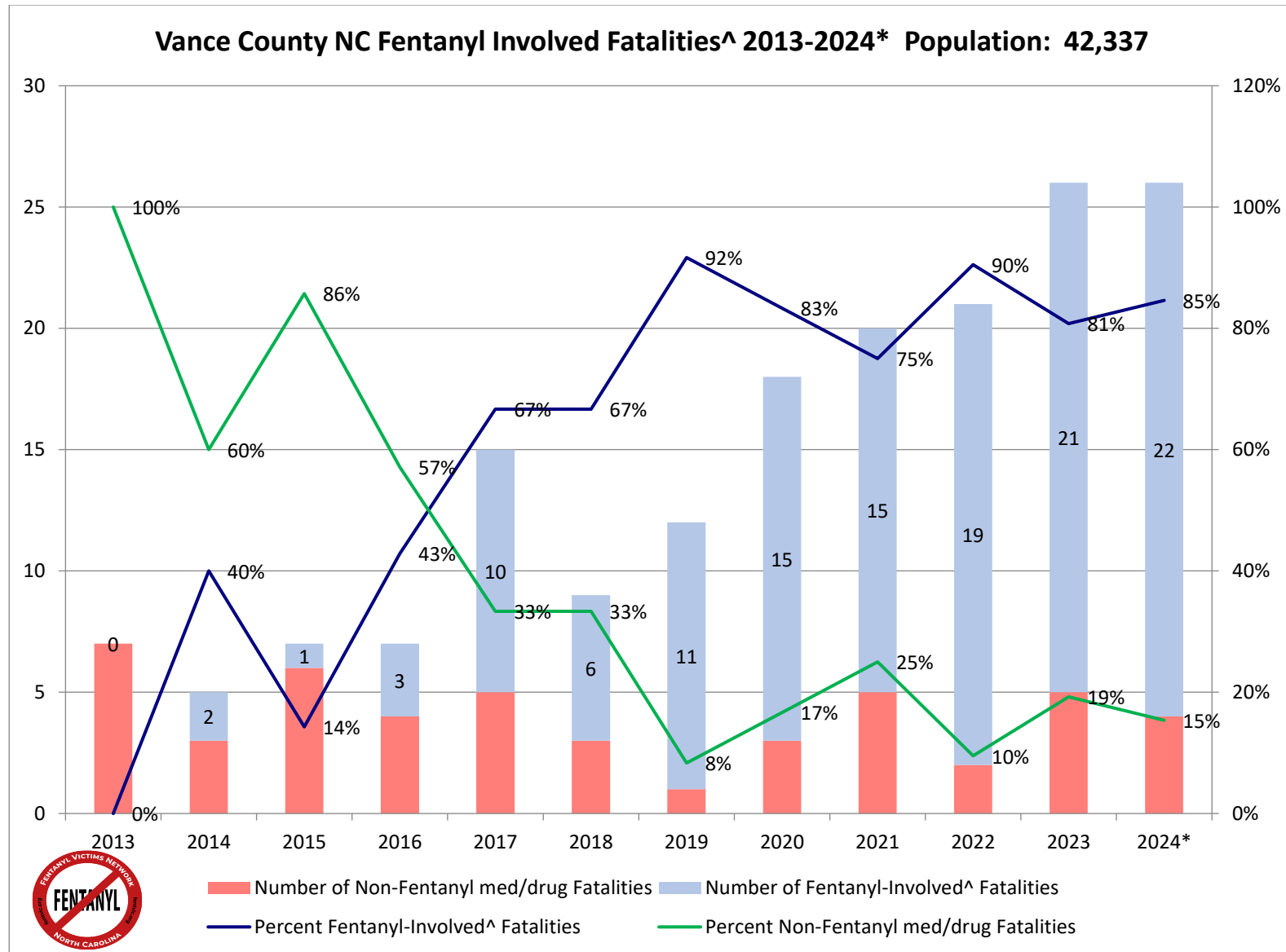
Number of deaths due to a medication and/or drug overdose of any intent, as well as the subset of overdoses which involved fentanyl^, by county

Limited to North Carolina Residents

*2024 data are provisional as of 01/15/26 and subject to change

^There is no individual code for fentanyl involvement on a death certificate; instead, the code T40.4 - an overdose involving an other synthetic narcotic is used as a proxy for fentanyl-involvement.

Fentanyl gets coded using the other synthetic narcotic code, but there may be other drugs included in this category; however, we know from toxicology data that the majority of deaths receiving this code involved fentanyl.



Wake County NC Fentanyl Involved Fatalities^ 2013-2024* Population: 1,232,444



	Total of All med/drug Fatalities	Number of Fentanyl-Involved^ Fatalities	Number of Non-Fentanyl med/drug Fatalities	Percent Fentanyl-Involved^ Fatalities	Percent Non-Fentanyl med/drug Fatalities
2013	71	5	66	7%	93%
2014	82	13	69	16%	84%
2015	89	23	66	26%	74%
2016	131	50	81	38%	62%
2017	153	81	72	53%	47%
2018	136	73	63	54%	46%
2019	130	82	48	63%	37%
2020	198	154	44	78%	22%
2021	240	177	63	74%	26%
2022	241	178	63	74%	26%
2023	233	173	60	74%	26%
2024*	169	111	58	66%	34%
Total 2013-2024*	1873	1120	753	60%	40%
NC STATEWIDE	32302	19650	12652	61%	39%

Note:

Number of deaths due to a medication and/or drug overdose of any intent, as well as the subset of overdoses which involved fentanyl^, by county

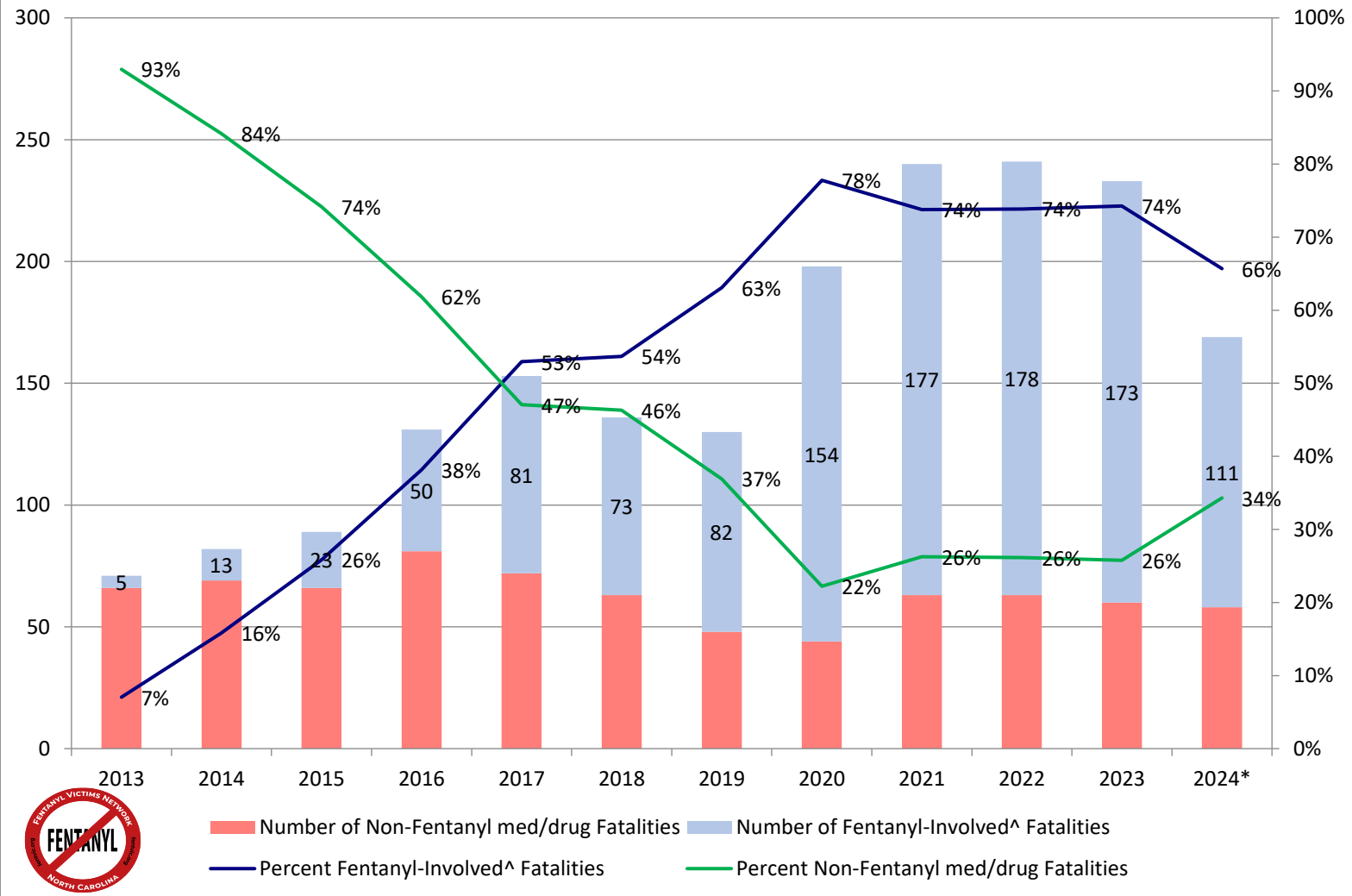
Limited to North Carolina Residents

*2024 data are provisional as of 01/15/26 and subject to change

^There is no individual code for fentanyl involvement on a death certificate; instead, the code T40.4 - an overdose involving an other synthetic narcotic is used as a proxy for fentanyl-involvement.

Fentanyl gets coded using the other synthetic narcotic code, but there may be other drugs included in this category; however, we know from toxicology data that the majority of deaths receiving this code involved fentanyl.

Wake County NC Fentanyl Involved Fatalities^ 2013-2024* Population: 1,232,444



Warren County NC Fentanyl Involved Fatalities^ 2013-2024* Population: 19,081



	Total of All med/drug Fatalities	Number of Fentanyl-Involved^ Fatalities	Number of Non-Fentanyl med/drug Fatalities	Percent Fentanyl-Involved^ Fatalities	Percent Non-Fentanyl med/drug Fatalities
2013	2	1	1	50%	50%
2014	1	0	1	0%	100%
2015	1	0	1	0%	100%
2016	2	0	2	0%	100%
2017	0	0	0	0%	0%
2018	3	3	0	100%	0%
2019	2	1	1	50%	50%
2020	10	8	2	80%	20%
2021	4	3	1	75%	25%
2022	6	5	1	83%	17%
2023	7	4	3	57%	43%
2024*	6	3	3	50%	50%
Total 2013-2024*	44	28	16	64%	36%
NC STATEWIDE	32302	19650	12652	61%	39%

Note:

Number of deaths due to a medication and/or drug overdose of any intent, as well as the subset of overdoses which involved fentanyl^, by county

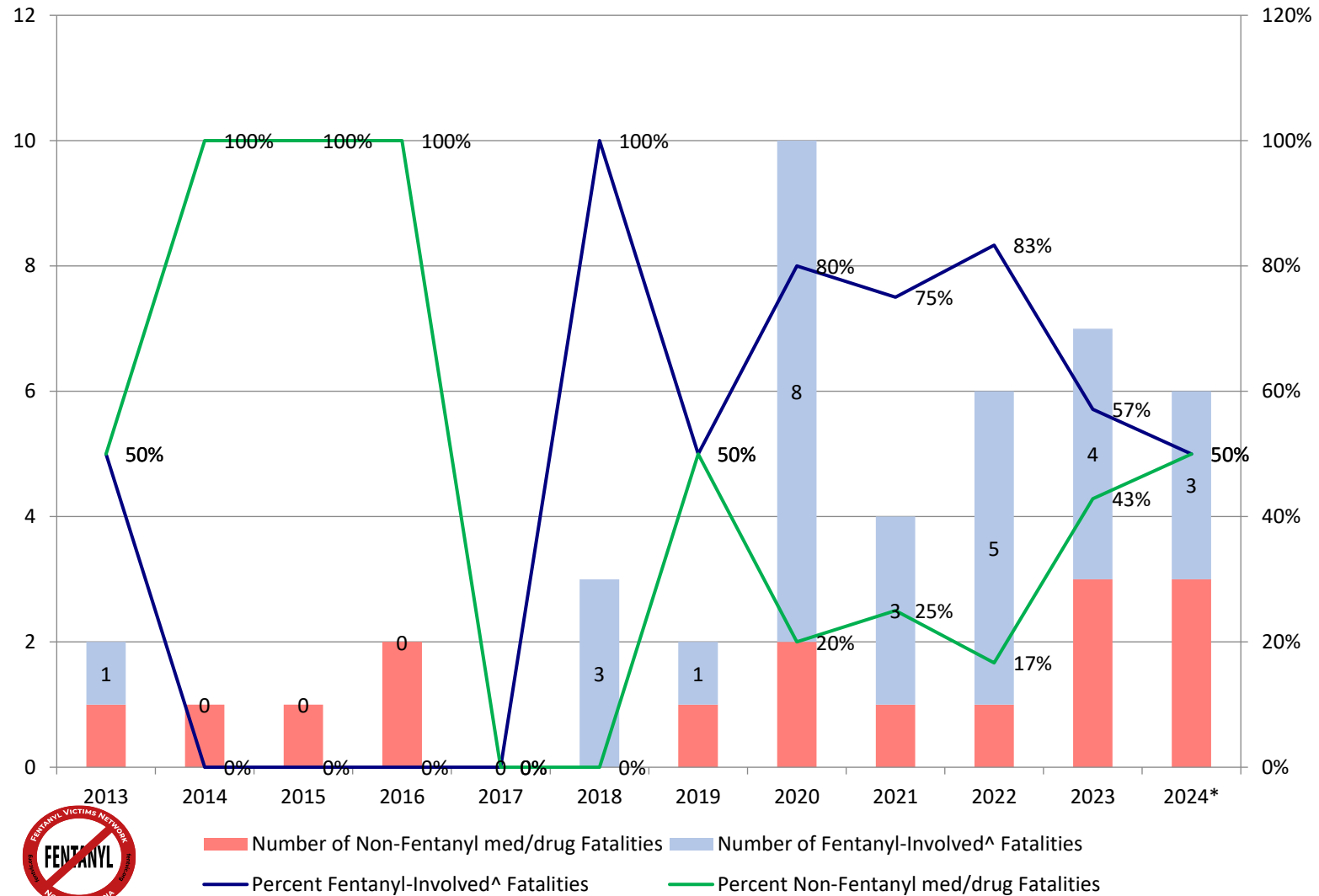
Limited to North Carolina Residents

*2024 data are provisional as of 01/15/26 and subject to change

^There is no individual code for fentanyl involvement on a death certificate; instead, the code T40.4 - an overdose involving an other synthetic narcotic is used as a proxy for fentanyl-involvement.

Fentanyl gets coded using the other synthetic narcotic code, but there may be other drugs included in this category; however, we know from toxicology data that the majority of deaths receiving this code involved fentanyl.

Warren County NC Fentanyl Involved Fatalities^ 2013-2024* Population: 19,081



Washington County NC Fentanyl Involved Fatalities^ 2013-2024* Population: 10,654



	Total of All med/drug Fatalities	Number of Fentanyl-Involved^ Fatalities	Number of Non-Fentanyl med/drug Fatalities	Percent Fentanyl-Involved^ Fatalities	Percent Non-Fentanyl med/drug Fatalities
2013	0	0	0	0%	0%
2014	1	0	1	0%	100%
2015	1	1	0	100%	0%
2016	2	0	2	0%	100%
2017	1	0	1	0%	100%
2018	1	0	1	0%	100%
2019	3	2	1	67%	33%
2020	2	1	1	50%	50%
2021	6	5	1	83%	17%
2022	2	2	0	100%	0%
2023	3	1	2	33%	67%
2024*	2	0	2	0%	100%
Total 2013-2024*	24	12	12	50%	50%
NC STATEWIDE	32302	19650	12652	61%	39%

Note:

Number of deaths due to a medication and/or drug overdose of any intent, as well as the subset of overdoses which involved fentanyl^, by county

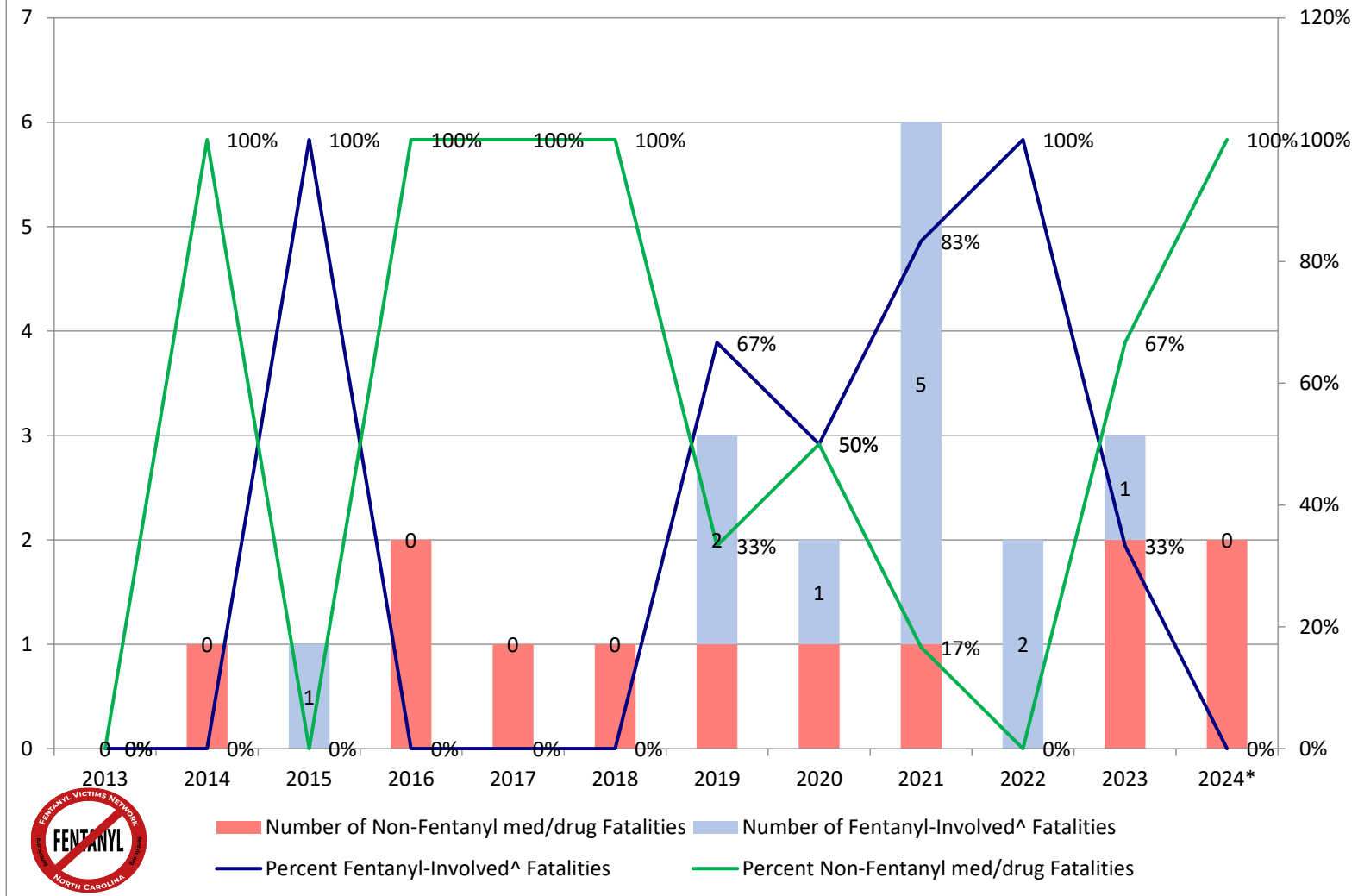
Limited to North Carolina Residents

*2024 data are provisional as of 01/15/26 and subject to change

^There is no individual code for fentanyl involvement on a death certificate; instead, the code T40.4 - an overdose involving an other synthetic narcotic is used as a proxy for fentanyl-involvement.

Fentanyl gets coded using the other synthetic narcotic code, but there may be other drugs included in this category; however, we know from toxicology data that the majority of deaths receiving this code involved fentanyl.

Washington County NC Fentanyl Involved Fatalities^ 2013-2024* Population: 10,654



Watauga County NC Fentanyl Involved Fatalities^ 2013-2024* Population: 54,997



	Total of All med/drug Fatalities	Number of Fentanyl-Involved^ Fatalities	Number of Non-Fentanyl med/drug Fatalities	Percent Fentanyl-Involved^ Fatalities	Percent Non-Fentanyl med/drug Fatalities
2013	6	0	6	0%	100%
2014	4	1	3	25%	75%
2015	7	2	5	29%	71%
2016	6	2	4	33%	67%
2017	3	1	2	33%	67%
2018	5	1	4	20%	80%
2019	5	0	5	0%	100%
2020	14	7	7	50%	50%
2021	9	5	4	56%	44%
2022	14	9	5	64%	36%
2023	12	7	5	58%	42%
2024*	8	4	4	50%	50%
Total 2013-2024*	93	39	54	42%	58%
NC STATEWIDE	32302	19650	12652	61%	39%

Note:

Number of deaths due to a medication and/or drug overdose of any intent, as well as the subset of overdoses which involved fentanyl^, by county

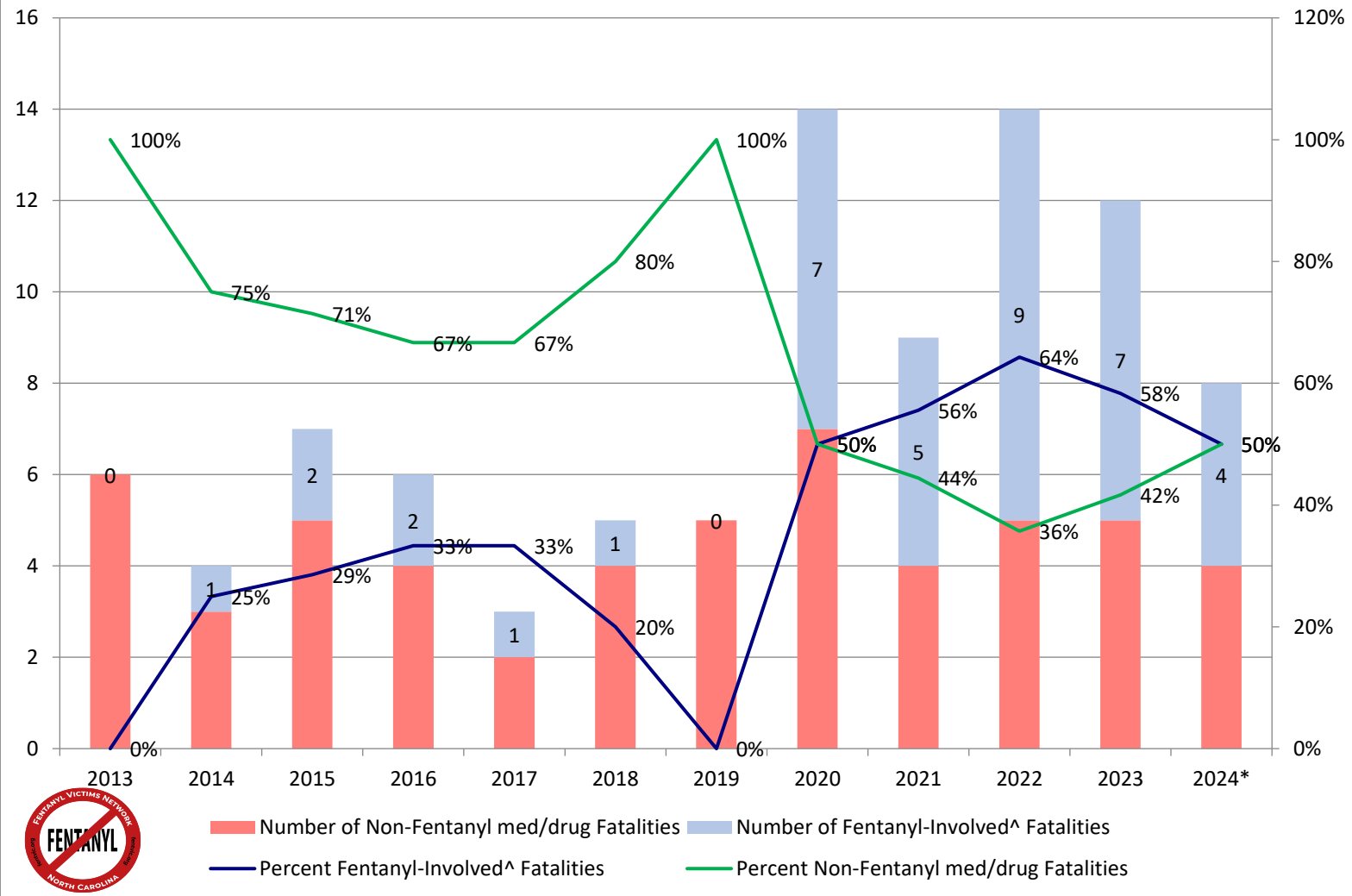
Limited to North Carolina Residents

*2024 data are provisional as of 01/15/26 and subject to change

^There is no individual code for fentanyl involvement on a death certificate; instead, the code T40.4 - an overdose involving an other synthetic narcotic is used as a proxy for fentanyl-involvement.

Fentanyl gets coded using the other synthetic narcotic code, but there may be other drugs included in this category; however, we know from toxicology data that the majority of deaths receiving this code involved fentanyl.

Watauga County NC Fentanyl Involved Fatalities^ 2013-2024* Population: 54,997



Wayne County NC Fentanyl Involved Fatalities^ 2013-2024* Population: 120,338



	Total of All med/drug Fatalities	Number of Fentanyl-Involved^ Fatalities	Number of Non-Fentanyl med/drug Fatalities	Percent Fentanyl-Involved^ Fatalities	Percent Non-Fentanyl med/drug Fatalities
2013	14	1	13	7%	93%
2014	10	1	9	10%	90%
2015	13	4	9	31%	69%
2016	21	8	13	38%	62%
2017	23	16	7	70%	30%
2018	28	18	10	64%	36%
2019	37	28	9	76%	24%
2020	32	20	12	63%	38%
2021	36	27	9	75%	25%
2022	28	21	7	75%	25%
2023	40	32	8	80%	20%
2024*	31	20	11	65%	35%
Total 2013-2024*	313	196	117	63%	37%
NC STATEWIDE	32302	19650	12652	61%	39%

Note:

Number of deaths due to a medication and/or drug overdose of any intent, as well as the subset of overdoses which involved fentanyl^, by county

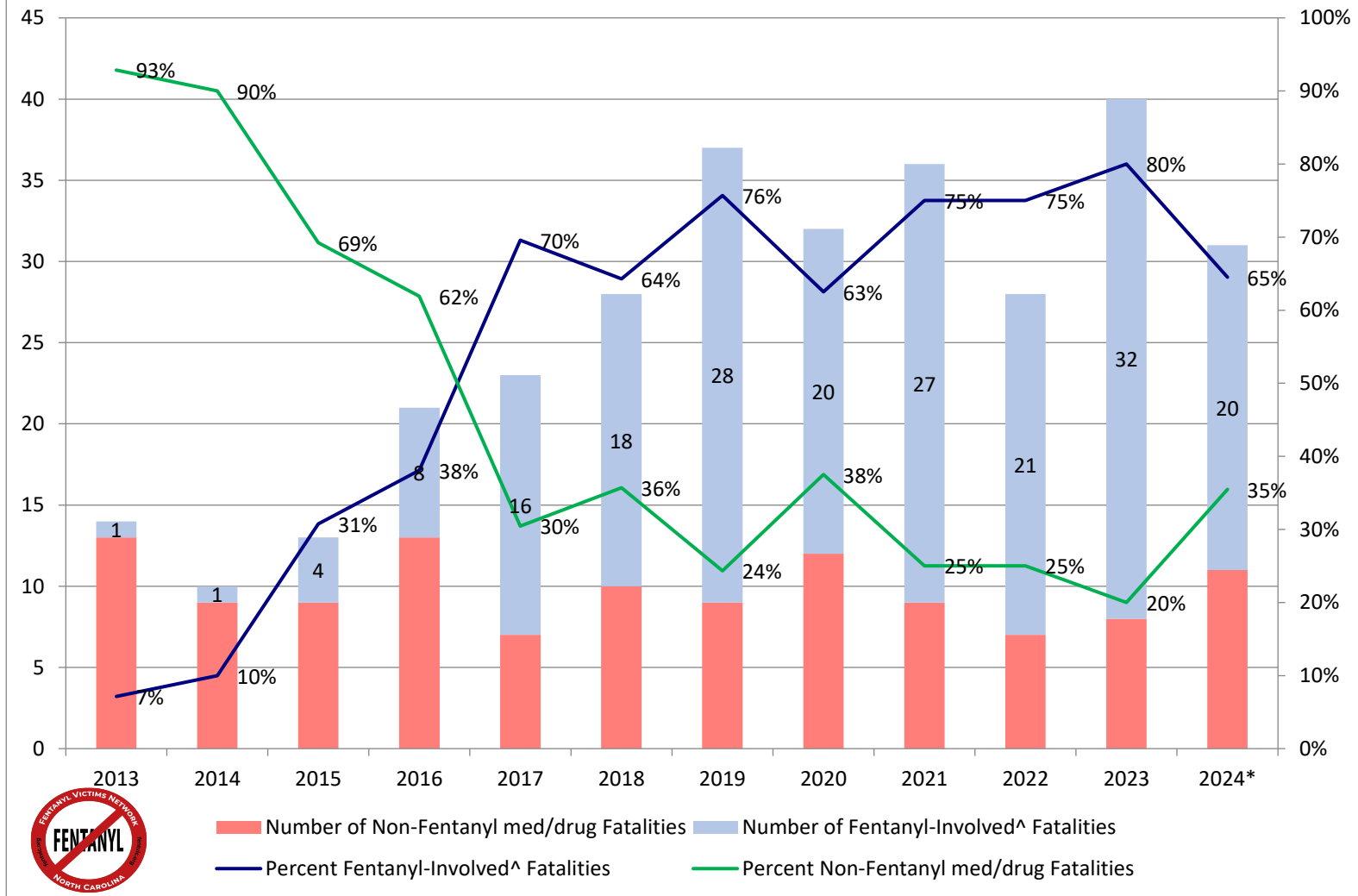
Limited to North Carolina Residents

*2024 data are provisional as of 01/15/26 and subject to change

^There is no individual code for fentanyl involvement on a death certificate; instead, the code T40.4 - an overdose involving an other synthetic narcotic is used as a proxy for fentanyl-involvement.

Fentanyl gets coded using the other synthetic narcotic code, but there may be other drugs included in this category; however, we know from toxicology data that the majority of deaths receiving this code involved fentanyl.

Wayne County NC Fentanyl Involved Fatalities^ 2013-2024* Population: 120,338



Wilkes County NC Fentanyl Involved Fatalities^ 2013-2024* Population: 66,186



	Total of All med/drug Fatalities	Number of Fentanyl-Involved^ Fatalities	Number of Non-Fentanyl med/drug Fatalities	Percent Fentanyl-Involved^ Fatalities	Percent Non-Fentanyl med/drug Fatalities
2013	20	2	18	10%	90%
2014	31	4	27	13%	87%
2015	28	4	24	14%	86%
2016	31	5	26	16%	84%
2017	20	7	13	35%	65%
2018	22	8	14	36%	64%
2019	19	8	11	42%	58%
2020	23	13	10	57%	43%
2021	23	11	12	48%	52%
2022	24	15	9	63%	38%
2023	30	19	11	63%	37%
2024*	20	8	12	40%	60%
Total 2013-2024*	291	104	187	36%	64%
NC STATEWIDE	32302	19650	12652	61%	39%

Note:

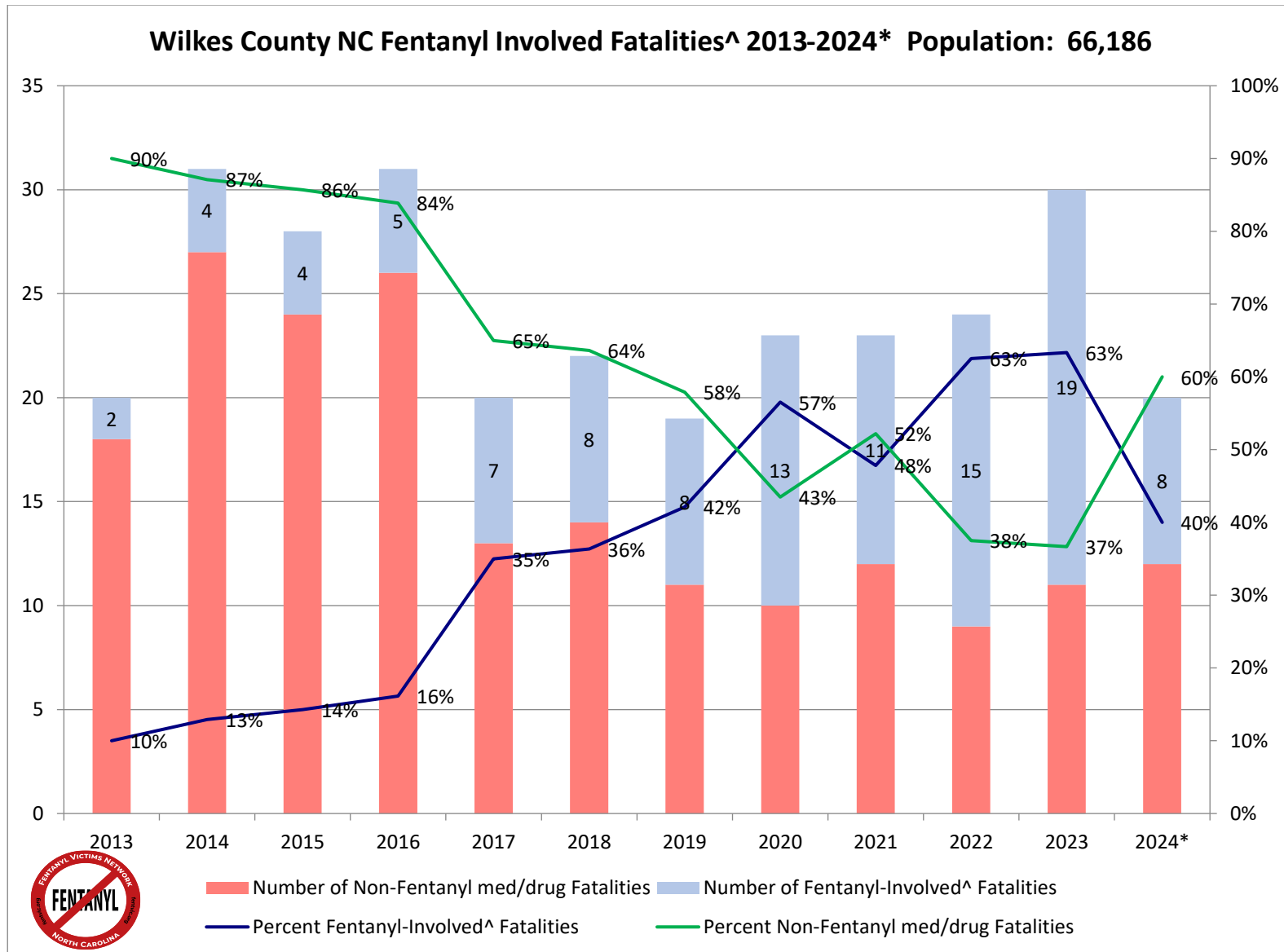
Number of deaths due to a medication and/or drug overdose of any intent, as well as the subset of overdoses which involved fentanyl^, by county

Limited to North Carolina Residents

*2024 data are provisional as of 01/15/26 and subject to change

^There is no individual code for fentanyl involvement on a death certificate; instead, the code T40.4 - an overdose involving an other synthetic narcotic is used as a proxy for fentanyl-involvement.

Fentanyl gets coded using the other synthetic narcotic code, but there may be other drugs included in this category; however, we know from toxicology data that the majority of deaths receiving this code involved fentanyl.



Wilson County NC Fentanyl Involved Fatalities^ 2013-2024* Population: 79,958



	Total of All med/drug Fatalities	Number of Fentanyl-Involved^ Fatalities	Number of Non-Fentanyl med/drug Fatalities	Percent Fentanyl-Involved^ Fatalities	Percent Non-Fentanyl med/drug Fatalities
2013	5	0	5	0%	100%
2014	7	2	5	29%	71%
2015	9	1	8	11%	89%
2016	14	3	11	21%	79%
2017	15	9	6	60%	40%
2018	12	6	6	50%	50%
2019	23	17	6	74%	26%
2020	24	19	5	79%	21%
2021	37	25	12	68%	32%
2022	30	25	5	83%	17%
2023	48	36	12	75%	25%
2024*	19	15	4	79%	21%
Total 2013-2024*	243	158	85	65%	35%
NC STATEWIDE	32302	19650	12652	61%	39%

Note:

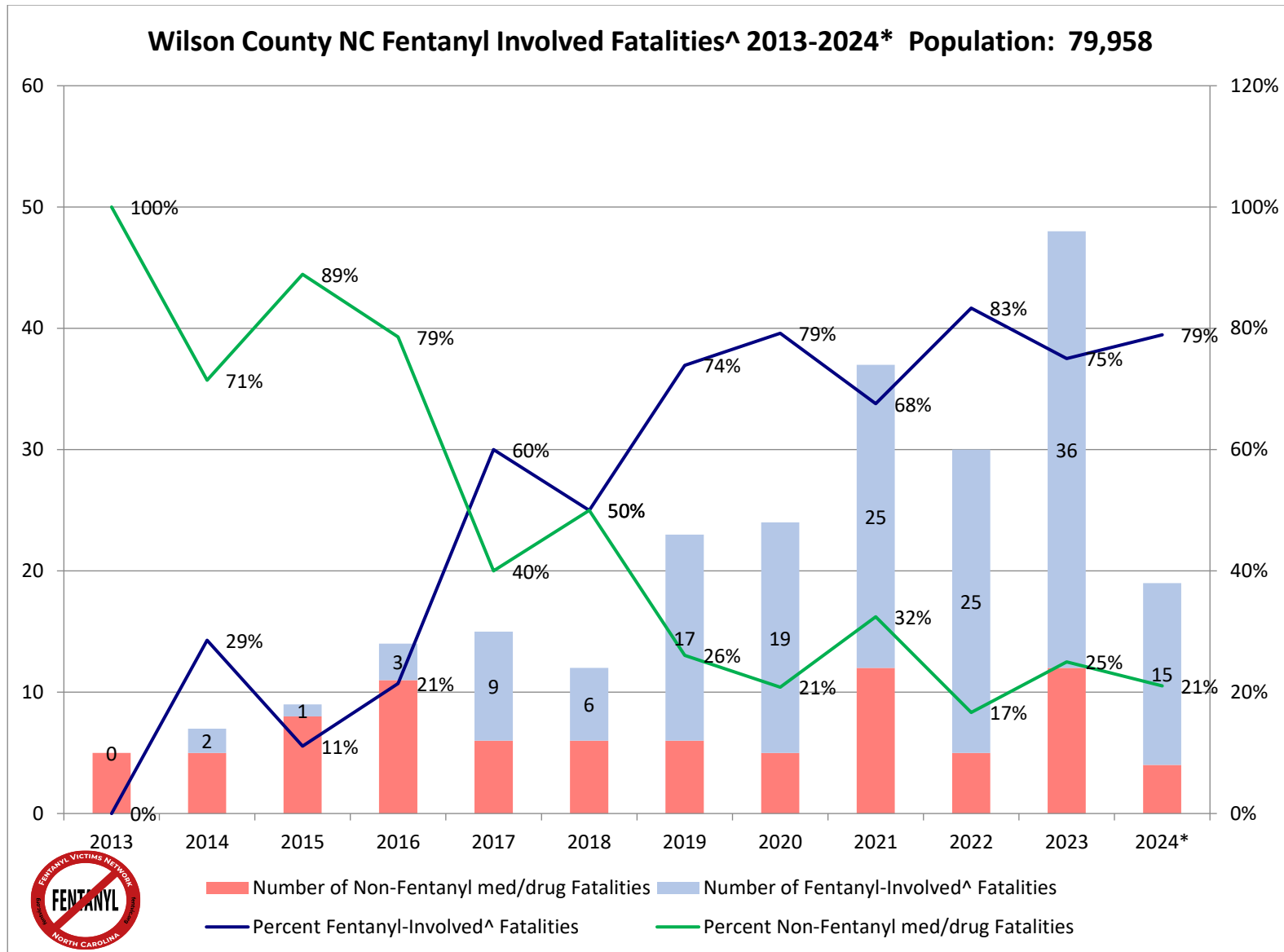
Number of deaths due to a medication and/or drug overdose of any intent, as well as the subset of overdoses which involved fentanyl^, by county

Limited to North Carolina Residents

*2024 data are provisional as of 01/15/26 and subject to change

^There is no individual code for fentanyl involvement on a death certificate; instead, the code T40.4 - an overdose involving an other synthetic narcotic is used as a proxy for fentanyl-involvement.

Fentanyl gets coded using the other synthetic narcotic code, but there may be other drugs included in this category; however, we know from toxicology data that the majority of deaths receiving this code involved fentanyl.



Yadkin County NC Fentanyl Involved Fatalities^ 2013-2024* Population: 37,995



	Total of All med/drug Fatalities	Number of Fentanyl-Involved^ Fatalities	Number of Non-Fentanyl med/drug Fatalities	Percent Fentanyl-Involved^ Fatalities	Percent Non-Fentanyl med/drug Fatalities
2013	8	1	7	13%	88%
2014	13	1	12	8%	92%
2015	5	0	5	0%	100%
2016	6	1	5	17%	83%
2017	8	2	6	25%	75%
2018	14	5	9	36%	64%
2019	6	2	4	33%	67%
2020	17	11	6	65%	35%
2021	16	15	1	94%	6%
2022	19	19	0	100%	0%
2023	22	19	3	86%	14%
2024*	9	8	1	89%	11%
Total 2013-2024*	143	84	59	59%	41%
NC STATEWIDE	32302	19650	12652	61%	39%

Note:

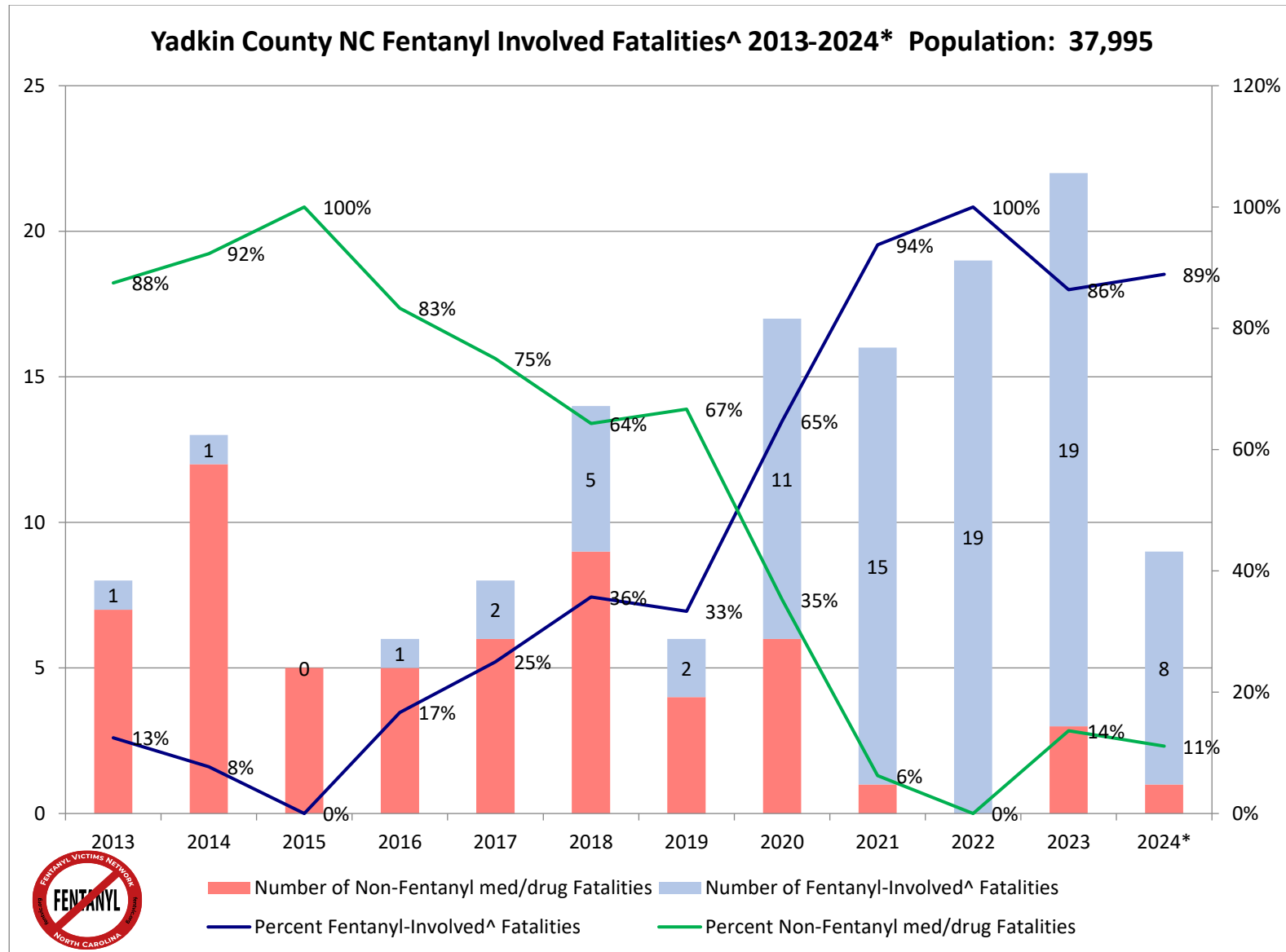
Number of deaths due to a medication and/or drug overdose of any intent, as well as the subset of overdoses which involved fentanyl^, by county

Limited to North Carolina Residents

*2024 data are provisional as of 01/15/26 and subject to change

^There is no individual code for fentanyl involvement on a death certificate; instead, the code T40.4 - an overdose involving an other synthetic narcotic is used as a proxy for fentanyl-involvement.

Fentanyl gets coded using the other synthetic narcotic code, but there may be other drugs included in this category; however, we know from toxicology data that the majority of deaths receiving this code involved fentanyl.



Yancey County NC Fentanyl Involved Fatalities^ 2013-2024* Population: 18,993



	Total of All med/drug Fatalities	Number of Fentanyl-Involved^ Fatalities	Number of Non-Fentanyl med/drug Fatalities	Percent Fentanyl-Involved^ Fatalities	Percent Non-Fentanyl med/drug Fatalities
2013	4	0	4	0%	100%
2014	8	0	8	0%	100%
2015	5	2	3	40%	60%
2016	4	1	3	25%	75%
2017	3	2	1	67%	33%
2018	5	1	4	20%	80%
2019	1	0	1	0%	100%
2020	8	3	5	38%	63%
2021	3	3	0	100%	0%
2022	4	1	3	25%	75%
2023	8	3	5	38%	63%
2024*	10	4	6	40%	60%
Total 2013-2024*	63	20	43	32%	68%
NC STATEWIDE	32302	19650	12652	61%	39%

Note:

Number of deaths due to a medication and/or drug overdose of any intent, as well as the subset of overdoses which involved fentanyl^, by county

Limited to North Carolina Residents

*2024 data are provisional as of 01/15/26 and subject to change

^There is no individual code for fentanyl involvement on a death certificate; instead, the code T40.4 - an overdose involving an other synthetic narcotic is used as a proxy for fentanyl-involvement.

Fentanyl gets coded using the other synthetic narcotic code, but there may be other drugs included in this category; however, we know from toxicology data that the majority of deaths receiving this code involved fentanyl.

Yancey County NC Fentanyl Involved Fatalities^ 2013-2024* Population: 18,993

